



ASSEMBLY INSTRUCTIONS

COASTER FINE FURNITURE



Fine Furniture for every stage of life

609574
Motion Sofa

ITEM: **609574**



ASSEMBLY INSTRUCTIONS

ASSEMBLY TIPS:

1. Remove hardware from box and sort by size.
2. Please check to see that all hardware and parts are present prior to start of assembly.
3. Please follow attached instructions in the same sequence as numbered to assure fast & easy assembly.



WARNING!

1. Don't attempt to repair or modify parts that are broken or defective. Please contact the store immediately.
2. This product is for home use only and not intended for commercial establishments.

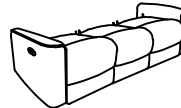


ASSEMBLY TIME

5 MINUTES

PARTS IDENTIFICATION

A SEAT



1PC

B LEFT BACK



1PC

C MIDDLE BACK



1PC

D RIGHT BACK



1PC

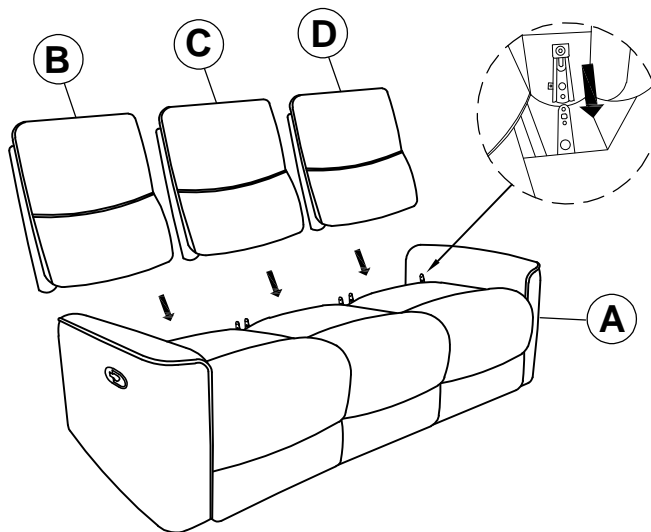
NOTE:

Phillips head screw driver is required in the assembly process; however, manufacturer does not provide this item.

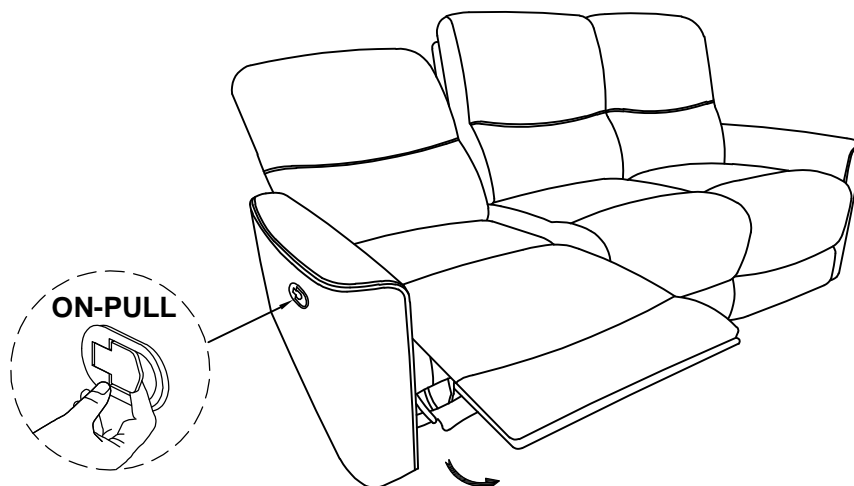
ITEM: **609574**

ASSEMBLY INSTRUCTIONS


STEP 1



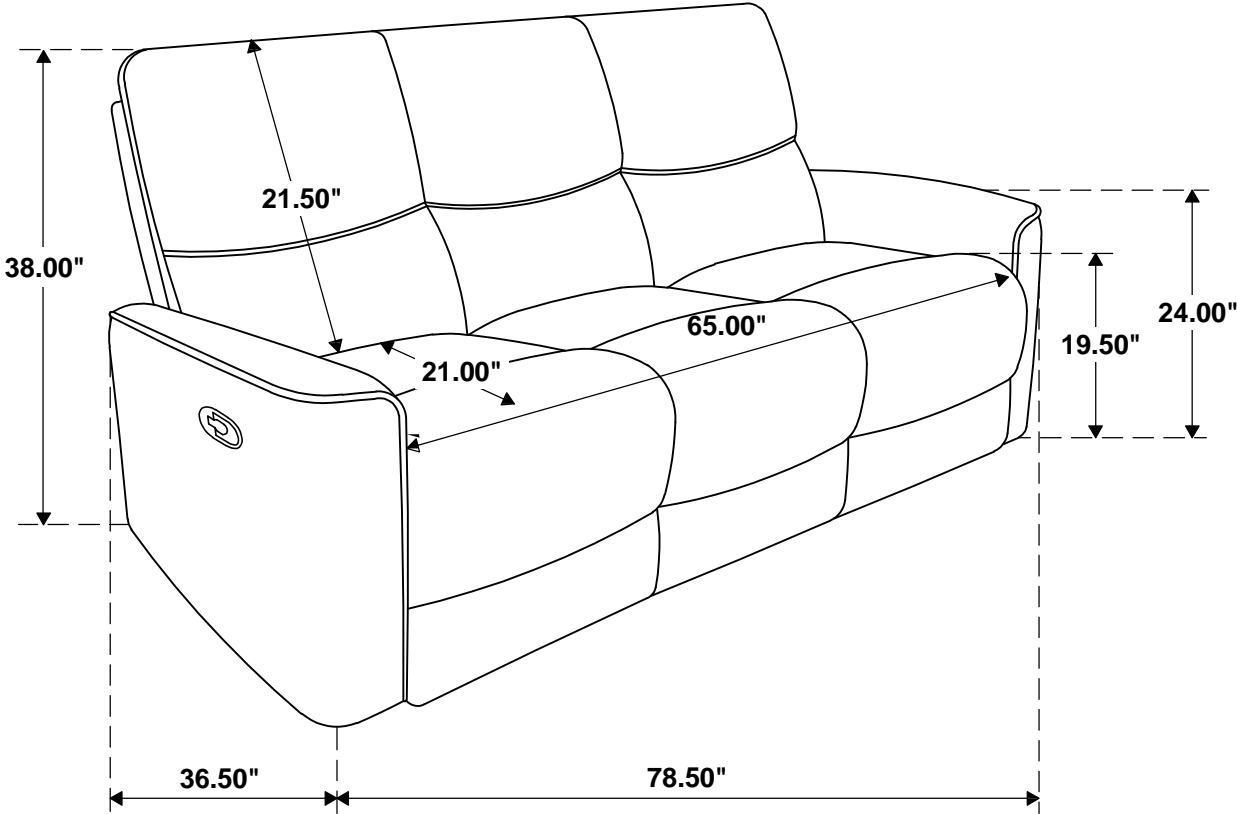
STEP 2



STEP 3 **COMPLETE**



ITEM: **609574**



Note: Dimension tolerance $\pm 5\%$