











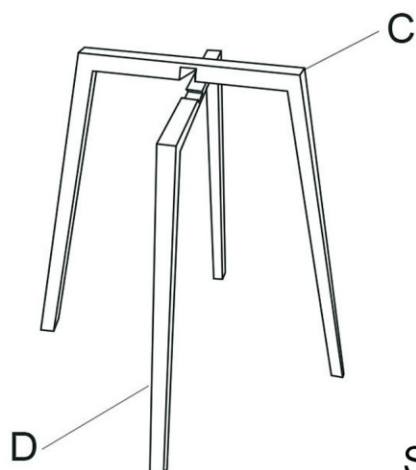


ASSEMBLY INSTRUCTION

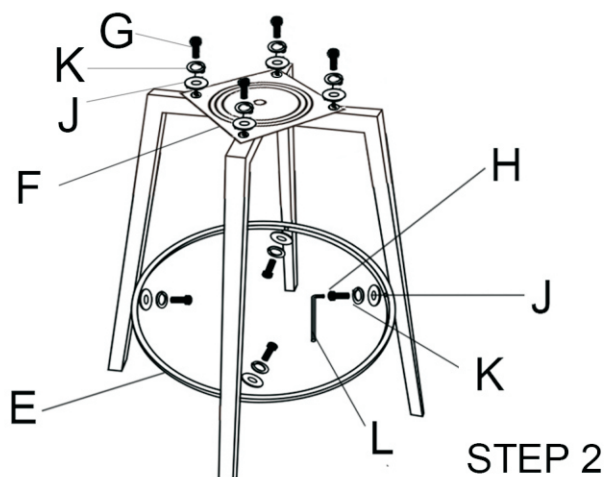
ITEM#:5566-24BK/BR/GY/RD/WT

DESCRIPTION: COUNTER HEIGHT CHAIR

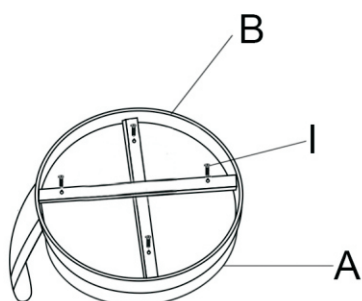
NO.	PARTS LIST		QTY	NO.	HARDWARE LIST		QTY
A		SEAT CUSHION	1	G		ALLEN BOLT 1/4*16MM	8
B		BACK	1	H		ALLEN BOLT 1/4*30MM	4
C		UPPER LEG	1	I		SCREW 4*30MM	4
D		LOWER LEG	1	J		FLAT WASHER	12
E		BOTTOM RING	1	K		SPRING WASHER	12
F		SWIVEL PLATE	1	L		ALLEN KEY	1



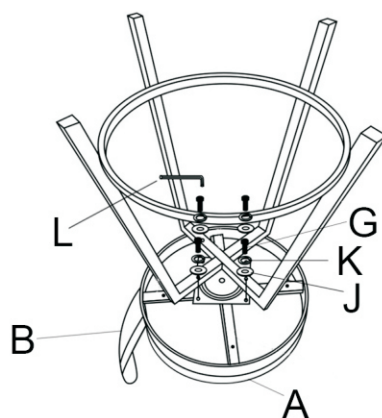
STEP 1



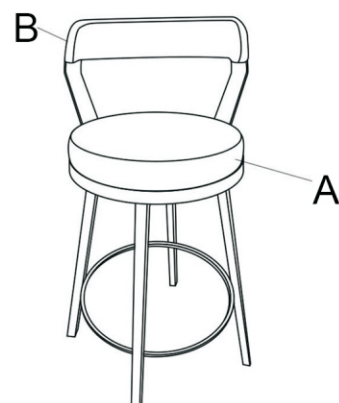
STEP 2



STEP 3



STEP 4



STEP 5

 For items use on wooden floor, hard surfaces or carpets, it is recommended to install protective pads under all legs and supports to avoid/prevent from damages/scratches and discoloration
Do not tighten bolts until completely assembled