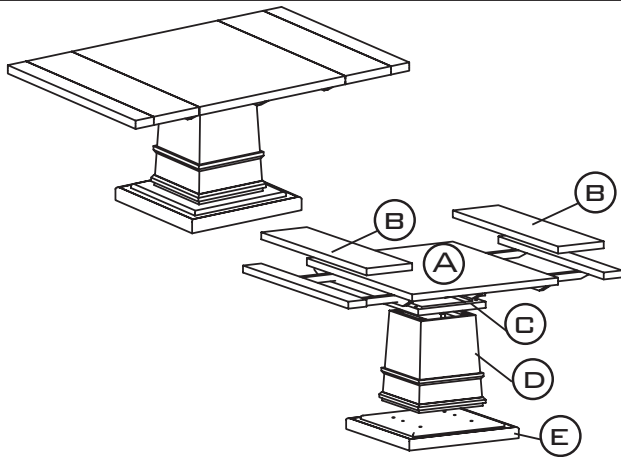


ASSEMBLY INSTRUCTIONS

HUDSON SQUARE EXTENSION TABLE



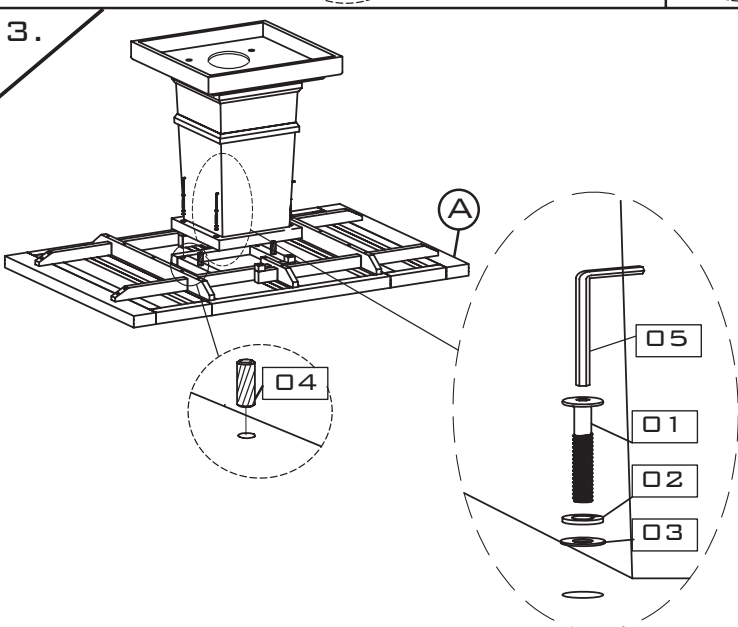
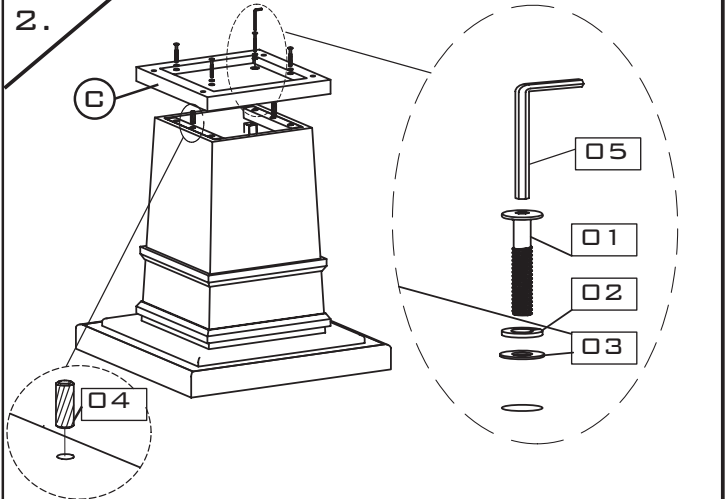
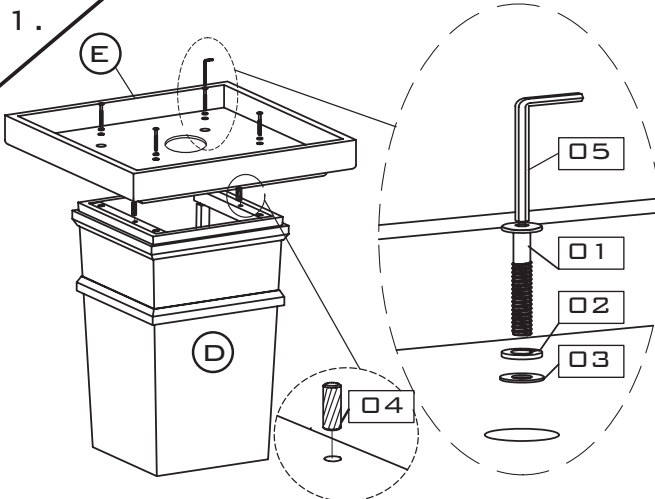
- PLEASE DO NOT DISCARD ANY OF THE PACKAGING UNTIL YOU HAVE CHECKED ALL THE PARTS AND THE PACKS OF FITTINGS.
- BEFORE YOU BEGIN TO ASSEMBLE YOUR NEW PIECE OF FURNITURE, PLEASE CHECK TO ENSURE THAT ALL PARTS HAVE BEEN SUPPLIED.
- FOLLOW INSTRUCTIONS CLOSELY AS DEVIATION FROM THEM MAY VOID YOUR WARRANTY AND PRESENT A POSSIBLE SAFETY RISK.
- IT IS RECOMMENDED THAT ASSEMBLY IS DONE ON A SOFT SURFACE LIKE CARPET TO AVOID ANY DAMAGE.
- PERIODICALLY CHECK AND RE-TIGHTEN ANY FASTENERS. WIPE DOWN ALL SURFACES WEEKLY WITH A CLEAN CLOTH. DO NOT CLEAN ANY SURFACES WITH HARSH ABRASIVES OR CHEMICALS.

PARTS CHECK LIST

CODE	COMPONENTS	QTY
(A)	TABLE TOP	X1
(B)	LEAF	X2
(C)	TOP FRAME	X1
(D)	CENTER LEG	X1
(E)	BASE	X1

FITTINGS CHECK LIST

CODE	COMPONENTS	QTY
01	ALLEN BOLT	X12
02	SPRING WASHER	X12
03	FLAT WASHER	X12
04	DOWEL	X06
05	ALLEN KEY	X01



FINISH

NOTICE:
DO NOT LIFT TABLE BY THE END CAPS AND WITH OR WITHOUT THE EXTENSION LEAVES IN PLACE

