



LYNX PROFESSIONAL SERIES

# 30" WARMING DRAWER (L30WD)



## PRODUCT OVERVIEW



- Adaptable range—temperature settings from 90° to 220°F, to keep breads warm or poultry piping hot
- Precision control—moist and crisp settings help maintain the perfect texture for your food
- Indicator light—reminds you when the drawer is on
- Stunning details—hand-polished mirrored highlights
- Fully featured—equipped with two removable steam pans, lids, and steam racks
- Hidden heating—a concealed heating element lets you use the warming drawer as a towel or robe warmer
- Lasting elegance—weather-resistant stainless steel construction

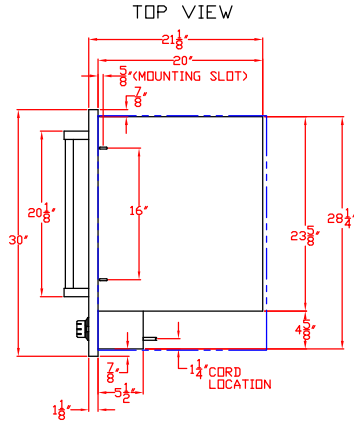


FOR A COMPLIMENTARY CUSTOM DESIGN FOR YOUR OUTDOOR KITCHEN, VISIT [LYNXGRILLS.COM/DESIGN-CENTER](http://LYNXGRILLS.COM/DESIGN-CENTER)

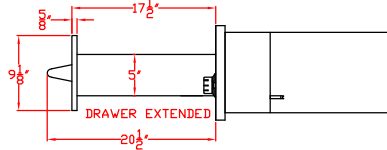
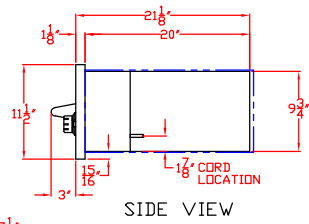
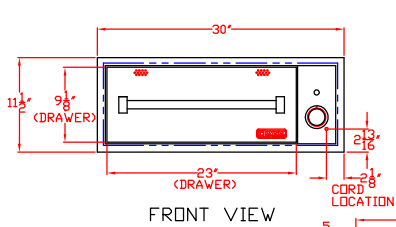
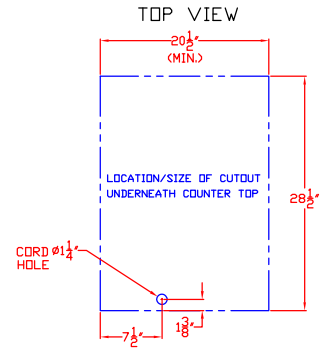
PRODUCT DIMENSIONS

LYNX 30 IN. WARMING DRAWER  
MODEL L30WD  
W/ DIMENSIONS

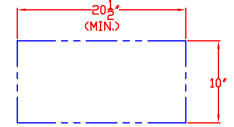
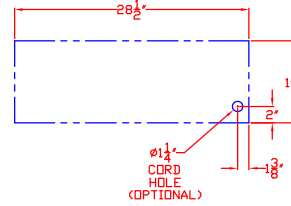
ISLAND CUTOUT  
IN BLUE



LYNX 30 IN. WARMING DRAWER  
MODEL L30WD  
ISLAND CUTOUT



FRONT VIEW



SIDE VIEW