








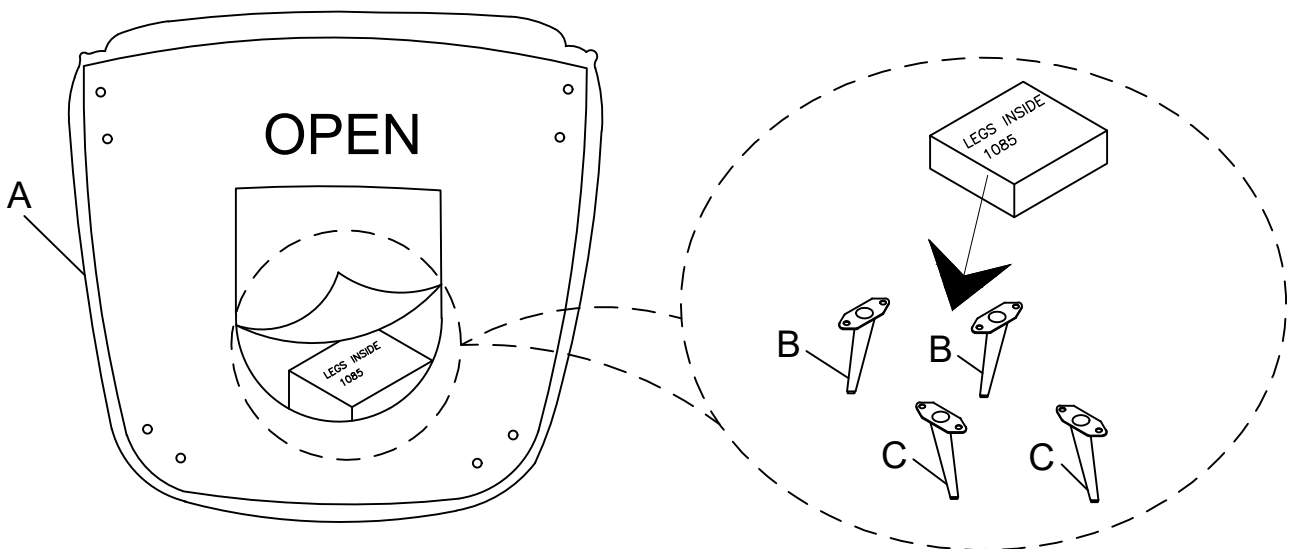


Legs and hardware are stored inside the seat, please take out for assembly

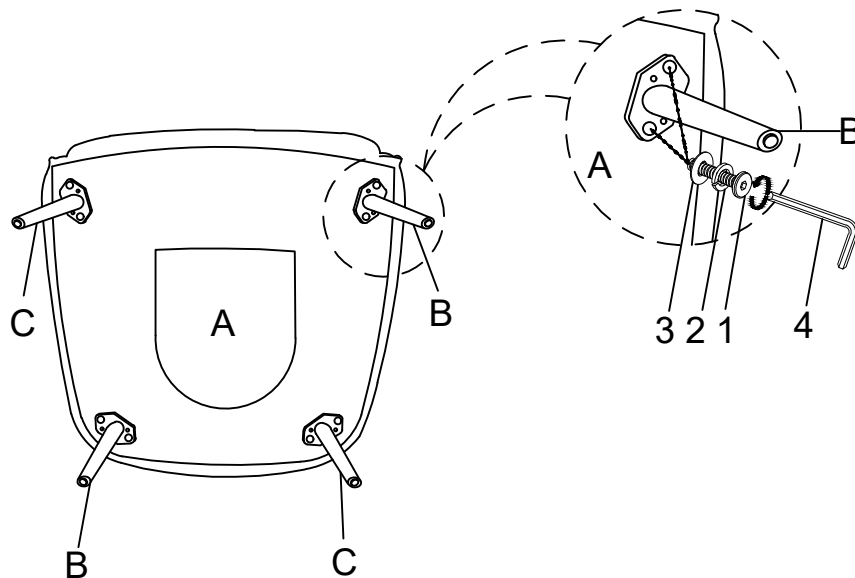
Note: Do not use power tools for assembly. Power tools increase the risk of over tightening which lead to splitting or cracking the wood.

PART	DRAWING	DESCRIPTION	QTY	PART	DRAWING	DESCRIPTION	QTY
A		NASHVILLE ACCENT CHAIR	1 PC	1		BOLT (Ø5/16" *1-1/4")	8 PCS
B		LEG B	2 PCS	2		SPRING WASHER (Ø5/16")	8 PCS
C		LEG C	2 PCS	3		FLAT WASHER (Ø5/16")	8 PCS
				4		ALLEN KEY (M4)	1 PC


## STEP 1:



## STEP 2:



## COMPLETED



## Care Instruction for Boucle Furniture:

In order to maintain the original appearance of your Boucle Furniture, please follow below simple care procedures:

- Avoid exposing furniture directly to sunlight or heating and air conditioning outlets. Sunlight and or exposure to heating and air conditioning outlets will fade/damage Boucle.
- Vacuum or wipe with a soft cloth to remove dust.
- Hardware may loosen over time. Periodically check to make sure all connection are tight, Re-tighten if necessary.



For items use on wooden floor, hard surfaces or carpets, it is recommended to Install protective pads under all legs and supports to avoid/prevent from damages/scratches and discoloration.