

## TILTING DUAL STUD MOUNTS

# T3760

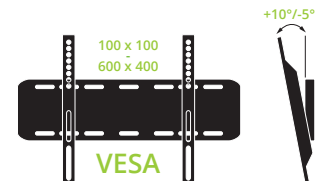
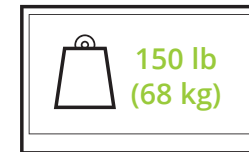
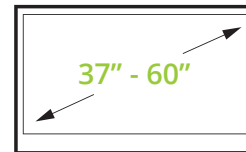
### When a basic tilt is just what you're looking for.

The T3760 is a tilting mount designed for flat panel TVs from 37" to 60" - it provides the structure and stability to get it up on the wall - hassle-free.

Quick-release cords make it easy to access your connections, and move your TV left or right once the mount is installed. Easy installation, a wide range of VESA sizes, easy tilting, and the strength to hold up to 150 pounds - what more could you ask for from an easy-to-install wall mount?

### FEATURES & SPECIFICATIONS

- Fits most flat panel TVs from 37" to 60"
- Supports TVs up to 150 lb (68 kg)
- Accommodates VESA sizes from 100x100 to 600x400
- Accessible tilt mechanism provides a +10° to -5° tilt angle
- Sits 1.9" (4.8 cm) from the wall
- Adjustable horizontal leveling
- 27.6" (70 cm) dual stud wall plate accommodates up to 24" stud spacing
- Solid steel construction with durable powder coated finish
- Installation manual and all mounting hardware for wood stud and concrete installation is included
- Five year warranty
- Shipping box weight: 9 lb (4.1 kg)
- Shipping box dimensions: 28.9" x 9.1" x 2.7" (73.5 x 23 x 6.8 cm)
- Product weight: 7.5 lb (3.4 kg)
- UPC: 800152712161






## FITS VESA SIZES TO 600x400

The T3760 is compatible with a range of VESA patterns from 100x100 up to 600x400.



## QUICK LOCK MECHANISM

The spring-loaded locks click neatly into place as you swing the bottom of your TV to the wall. Always within reach, the quick release cords extend below the mount and offer a quick and easy way to detach your TV from the mount and remove it from the wall. This makes it easy to install or remove cables at the back of your TV.



## STRONG WALL PLATE

The T3760 is designed with two rows of mounting slots for extra strength and uses four lag bolts to support heavier TVs up to 150 pounds. It provides some offset abilities depending on your TV size, allowing you to position your TV anywhere along the wall plate. Made of solid steel, the 27.6" wall plate mounts on 16" and 24" stud spacing.



## 15 DEGREES OF TILT

With the T3760, your TV can be tilted up to 10° forward and 5° backward. You can easily make small but important changes to the tilt of your TV, eliminate glare and enjoy the perfect angle with this convenient feature. The tilt system comes pre-tensioned from the factory, but can be tightened if necessary.



## TILT LOCK SCREWS

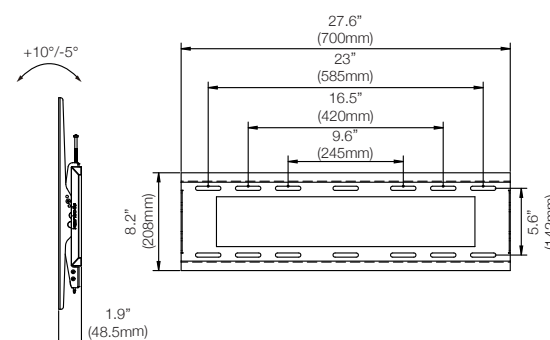
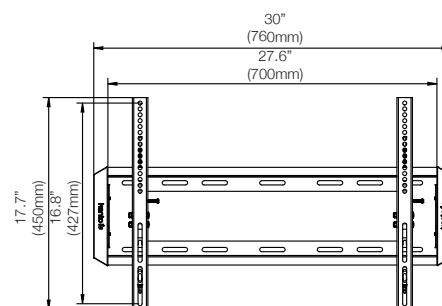
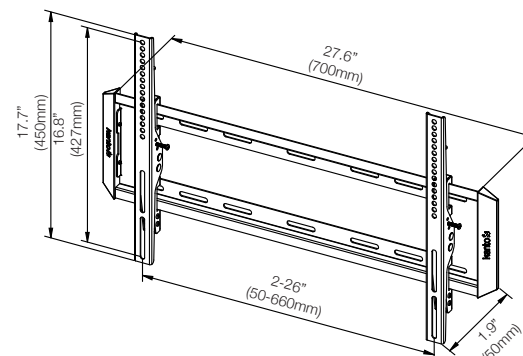
Using the included tilt lock screws, you can lock your TV at fixed intervals of +5°, 0°, and -5°. This added feature makes it easy to guarantee the selected position.



## COLORFUL GIFT BOX

The T3760 is packaged in a gift box accented with Kanto's vibrant green.

## TECHNICAL ILLUSTRATIONS



kanto

[www.kantoliving.com](http://www.kantoliving.com) | [sales@kantoliving.com](mailto:sales@kantoliving.com)

Supporting your digital lifestyle™

Kanto Living 2390 Canoe Avenue, Coquitlam, BC, V3K 6C2  
office: 778.284.6942 | fax: 778.284.6945 | toll free: 888.848.2643