



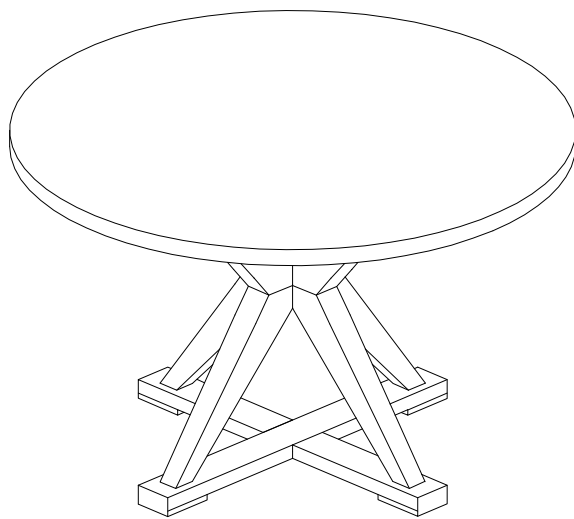
LIBERTY FURNITURE

ASSEMBLY INSTRUCTIONS

ITEM#: 530-T4848
530-GT4848

DESCRIPTION: TABLE

Thank you for purchasing this quality product. Be sure to check all packing material carefully for small parts which may have come loose inside the carton during shipment. Identify and count all parts and compare with the parts list below:



PARTS LIST

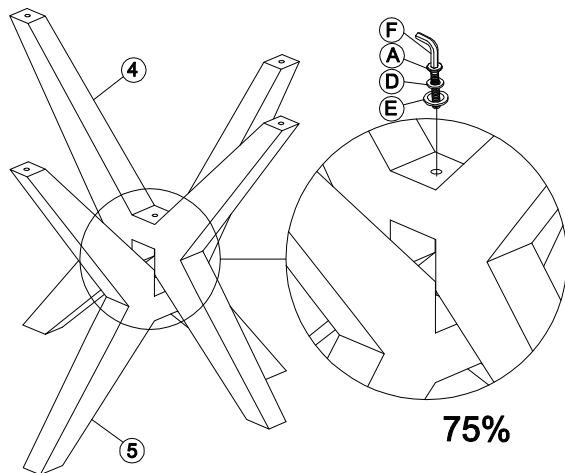
NO.	SKETCH	PARTS	Q'TY
1		TABLE TOP	1PC
2		TOP SUPPORT PLATE	1PC
3		BOTTOM SUPPORT PLATE	1PC
4		TOP TABLE LEG	1PC
5		BOTTOM TABLE LEG	1PC
6		TOP TABLE BASE	1PC
7		BOTTOM TABLE BASE	1PC

8

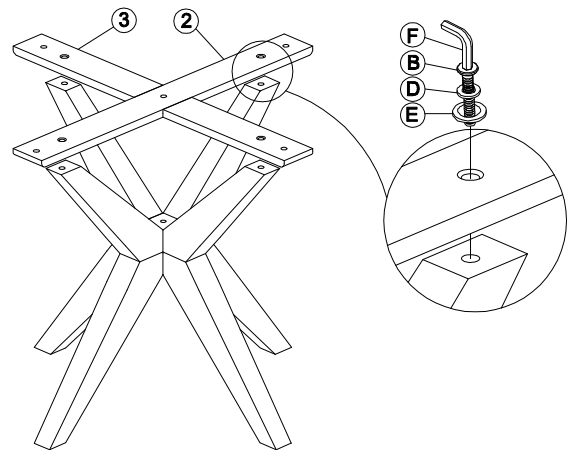
ASSEMBLY HARDWARE PACK

NO.	SKETCH	HARDWARE	Q'TY
A	$\frac{1}{4}$ " x 60mm	BOLT	1PC
B	$\frac{1}{4}$ " x 40mm	BOLT	13PCS
C	$\frac{1}{4}$ " x 25mm	BOLT	1PC
D	$\frac{5}{16}$ " x 13mm	LOCK WASHER	15PCS
E	$\frac{5}{16}$ " x 16mm	FLAT WASHER	15PCS
F	4mm	ALLEN KEY	1PC

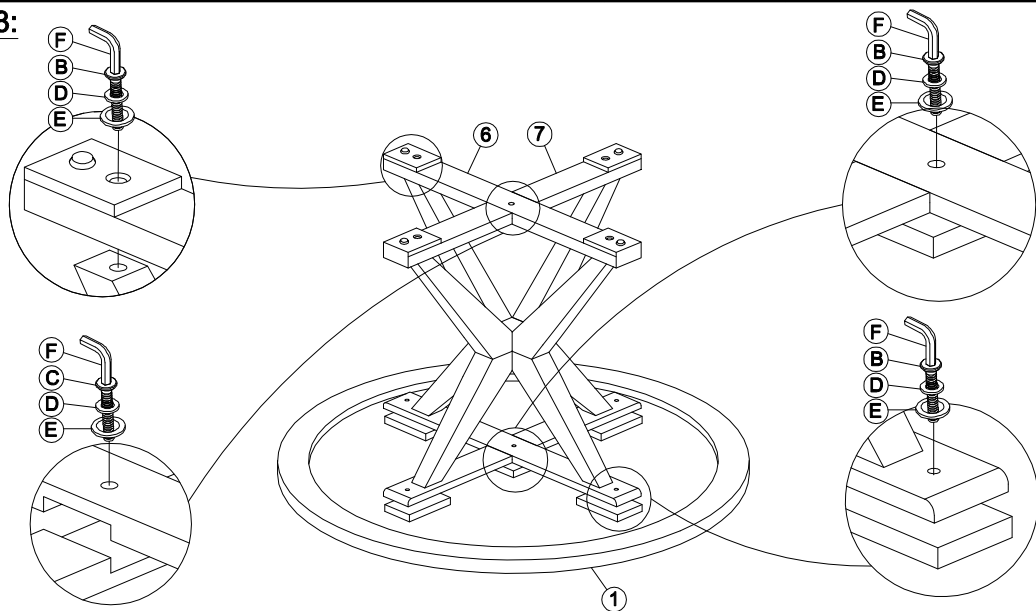
STEP 1:



STEP 2:



STEP 3:



STEP 5:

