

Café™ 30" Free-Standing Gas Convection Range

CGB500P3MD1 / CGB500P2MS1

C A F É

DISTINCT BY DESIGN™



ALSO
AVAILABLE IN



CGB500P2MS1
Stainless Steel with
Brushed Stainless
handles and knobs



FEATURES & BENEFITS

Expansive edge-to-edge cooktop helps you entertain with ease - Cook five-course meals in a snap with an edge-to-edge cooktop that can accommodate cookware of all sizes

Enjoy total control in the kitchen and beyond - Control your oven with your smart device or simply your voice using WiFi Connect

Let the power of steam do your dirty work - Keep your oven looking spotless with a high heat steam clean option for small spills and a self-clean cycle for larger messes

Versatile cooktop complements every cooking style - Get the power and performance you need to pull off any meal with an 18K burner that boils water quickly and a center oval burner that provides even heat coverage for large cookware like griddles

Extra-large griddle sets the stage for your culinary skills - Impress guests with perfectly grilled arepas and crab cakes on the extra large integrated reversible cast-iron griddle/grill that gives you enough room for the perfect flip

Precise control delivers consistently delicious results - Achieve perfectly even desserts with accurate heat circulation thanks to True European Convection with Precise Air

Create a look that matches your personal style - Select any combination of premium finishes and hardware options to create a stunning look customized to any owner's taste

Allow your appliances to interact with one another - Create a chef-like experience with Chef Connect, which can synchronize your appliance clocks and surface lights and vent when a range burner is in use, and even your microwave and range clocks

APPEARANCE

Color Appearance	Matte Black
Cooktop Burner Grate Color	Matte Black
Oven Door Features	Big Clear View Oven Window; Matte Black Frameless Oven Door
Handle	Professional Style; Customizable; Consumer Removable
Handle Color	Brushed Stainless
Handle Design	Café
Control Knobs	Weighted Stainless Steel Appearance

FEATURES

Configuration	Range with Storage Drawer
Cooking System	True Convection
Cooking Technology	Convection
Oven Cleaning Type	Self-Clean with Steam Clean Option
Burner - Left Front	18,000 BTU
Burner - Left Rear	5,000 BTU Precise Simmer
Burner - Right Front	15,000 BTU
Burner - Right Rear	9,500 BTU
Burner - Center	10,000 BTU Oval
Cooktop Burner Type	Sealed
Cooktop Surface	One-Piece Upswept; Porcelain-Enamel; Gray
Dishwasher Safe Knobs	Yes
Control Location	Front controls
Control Type	Electronic Touch
Valves (Degree of Turn)	270
Oven Control Features	Audible Preheat Signal; Automatic Oven Timer (Time Bake); Auto Oven Shut-Off; Auto Self Clean; Certified Sabbath Mode; Control Lock Capability; Delay Bake Option (Time Bake); Digipad Numeric Entry; Electronic Clock and Timer; In-Oven Broiling; Temperature Probe; Self-Clean Cool Down Time Display
Oven Cooking Modes	Baked Goods (No Preheat); Convection Bake; Convection Roast; Frozen Pizza Multi Rack (No Preheat); Frozen Pizza Single Rack (No Preheat); Frozen Snacks Multi Rack (No Preheat); Frozen Snacks Single Rack (No Preheat); Proo; Warming
Cooktop Burner Grate Features	Heavy-Cast Edge-to-Edge Grates
Cooktop Burner Grate Material	Cast-Iron
Cleaning Time	Variable with Delay Clean Option
Oven Rack Features	3 Flat Racks; 6 Rack Positions
Fuel Type	Natural Gas (factory set)
Ignition System	Electronic
Leveling System	4 Leveling Legs
Style	Commercial
Oven Interior	1 Incandescent; Black
WiFi Connect	Built-In

CAPACITY

Total Capacity (cubic feet)	5.6 cu ft
-----------------------------	-----------

ACCESSORIES

Grates	Optional Center Grate JXGRATE1
Grill	Reversible Integrated Grill/Griddle (Included)
LP Conversion Kit	Included
Griddle	Included; Integrated Cast Iron Reversible

WEIGHTS & DIMENSIONS

Depth with Door Open	46-1/4 in
Approximate Shipping Weight	248 lb
Net Weight	228 lb
Overall Height	47-1/4 in
Height to Cooking Surface (in.)	36-1/4 +/- 1/4
Overall Width	29-7/8 in
Cabinet Width	30-in
Overall Depth	28-3/4 in
Depth Without Handle	26-1/4 in
Oven Interior Dimensions (W x H x D) (in.)	24 x 19-1/2 x 20-5/8

Café™ 30" Free-Standing Gas Convection Range

CGB500P3MD1 / CGB500P2MS1

CAFÉ

DISTINCT BY DESIGN™

POWER / RATINGS

Amp Rating at 208V	15
Amp Rating at 240V	15
Convection Wattage	1200W
Top Burner BTU Rating - LP (000's BTU's)	(1) 18.0; (1) 15.0; (1) 8.0; (1) 9.5; (1) 5.0
Top Burner BTU Rating - Nat. Gas (000's BTU's)	(1) 18.0; (1) 15.0; (1) 10.0; (1) 9.5; (1) 5.0
Volts/Hertz/Amps	120v; 60Hz; 15A
Bake/Broiler BTU Rating - LP (000's BTU's)	16.0 Bake / 13.5 Broiler
Bake/Broiler BTU Rating - Nat. Gas (000's BTU's)	16.0 Bake / 16.5 Broiler

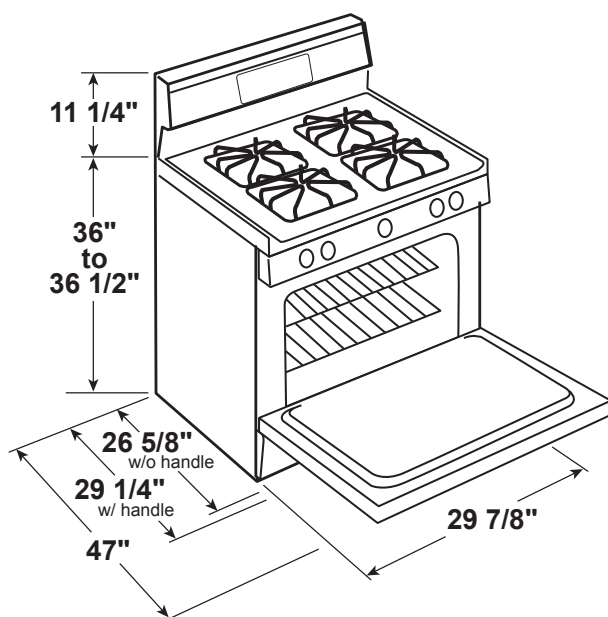
WARRANTY

Parts warranty	Limited 1-year entire appliance
Labor warranty	Limited 1-year entire appliance

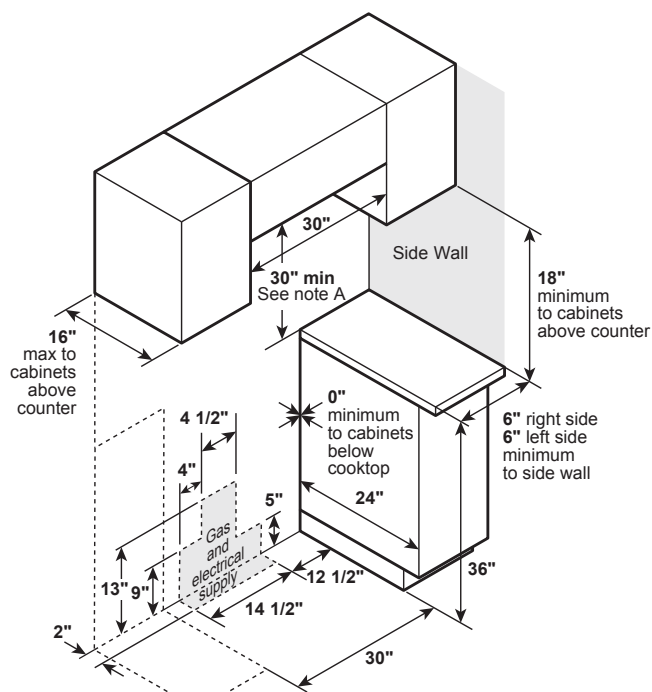
DIMENSIONS AND INSTALLATION

Electrical Rating: 120V, 60Hz, 15A

Installation Information: Before installing, consult installation instructions packed with product for current dimensional data.



GAS PIPE AND ELECTRICAL OUTLET LOCATIONS




Note A: 30" Minimum to bare cabinet, see installation instructions heights less than 30"


ADDITIONAL ACCESSORIES



CXFSGHKPMBZ
Brushed Bronze
2 handles; 5 knobs



(Included)
Brushed Stainless
2 handles, 5 knobs



CXFSGHKPMBT
Brushed Black
2 handles, 5 knobs



CXFSGHKPMCUC
Brushed Copper
2 handles, 5 knobs