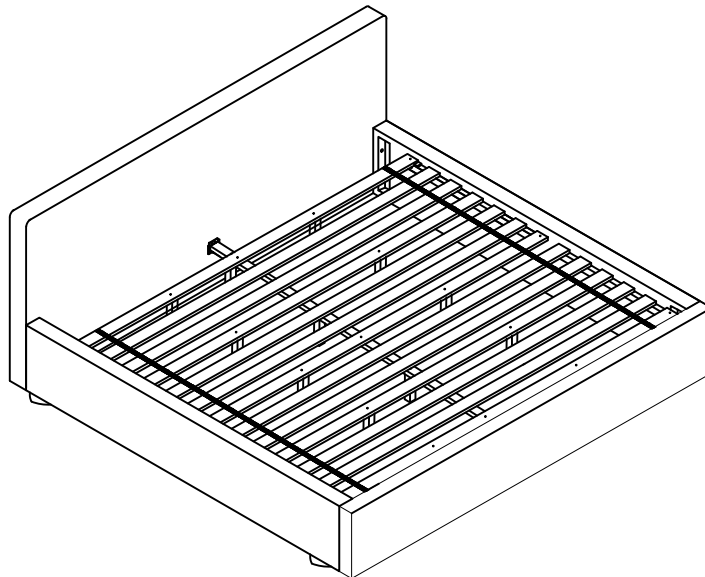


ASSEMBLY INSTRUCTIONS COASTER FINE FURNITURE



Fine Furniture for every stage of life

316020KW(B1&B2)
California King Bed

ITEM: 316020KW(B1&B2)



ASSEMBLY INSTRUCTIONS

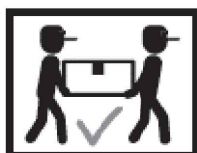
ASSEMBLY TIPS:

1. Remove hardware from box and sort by size.
2. Please check to see that all hardware and parts are present prior to start of assembly.
3. Please follow attached instructions in the same sequence as numbered to assure fast & easy assembly.

WARNING!



1. Don't attempt to repair or modify parts that are broken or defective. Please contact the store immediately.
2. This product is for home use only and not intended for commercial establishments.



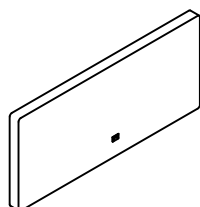
ASSEMBLY TIME

30 MINUTES

PARTS IDENTIFICATION

B1 (BOX1)

A HEADBOARD PANEL



1PC

B2 (BOX2)

B BUN FOOT




4PCS

D ROLL SLAT (13PCS)




1SET

F CENTER RAIL SUPPORT
WITH LEVELER



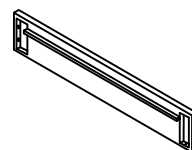
3PCS

H BED SLAT SUPPORT
WITH LEVELER



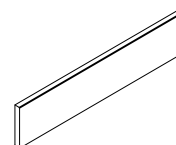
10PCS

C BED RAIL



2PCS

E FOOTBOARD PANEL



1PC

G CENTER RAIL



1PC

ITEM: 316020KW(B1&B2)



ASSEMBLY INSTRUCTIONS

ASSEMBLY TIPS:

1. Remove hardware from box and sort by size.
2. Please check to see that all hardware and parts are present prior to start of assembly.
3. Please follow attached instructions in the same sequence as numbered to assure fast & easy assembly.





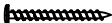


WARNING!



1. Don't attempt to repair or modify parts that are broken or defective. Please contact the store immediately.
2. This product is for home use only and not intended for commercial establishments.

HARDWARE IDENTIFICATION

Z-B2(BOX2)-HARDWARE PACK IS LOCATED IN 316020KW(B2)

1	LOCK WASHER (Ø 5/16" - RBW)		8PCS	2	FLAT WASHER (Ø 5/16" - RBW)		8PCS
3	WRENCH (14mm - RBW)		1PC	4	THREADED BOLT (Ø 5/16" X 90mm - RBW)		8PCS
5	LONG FLAT HEAD SCREW (M4 x 30mm - RBW)		9PCS	6	HEX NUT (16mm x 13mm x 13 - RBW)		8PCS
7	SHORT FLAT HEAD SCREW (M4 x 20mm - RBW)		4PCS				

NOTE:

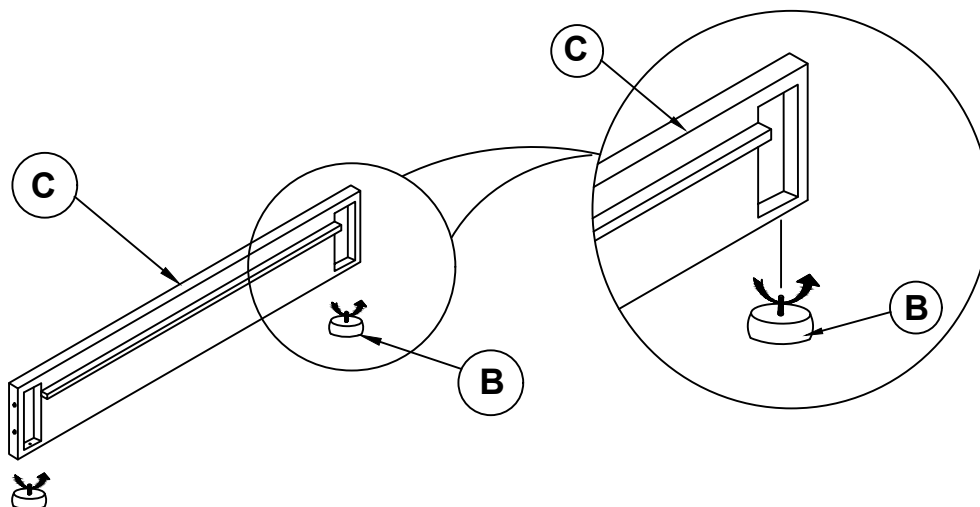
Phillips head screw driver is required in the assembly process; however, manufacturer does not provide this item.

ITEM: **316020KW(B1&B2)**

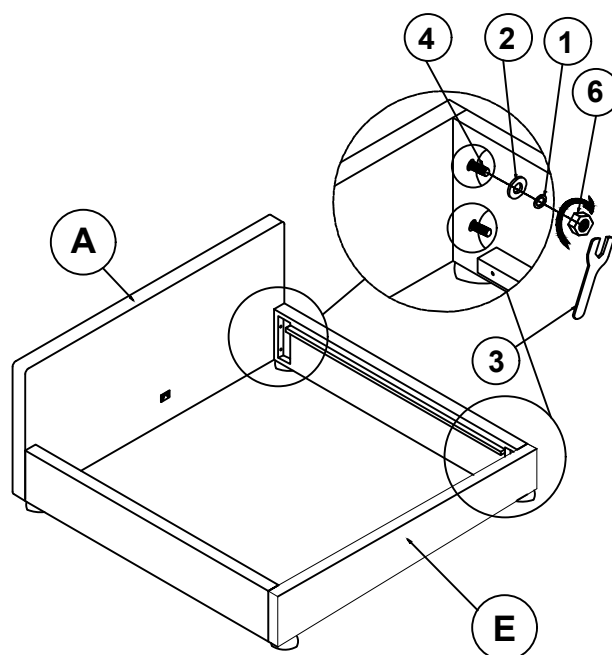
ASSEMBLY INSTRUCTIONS

STEP 1

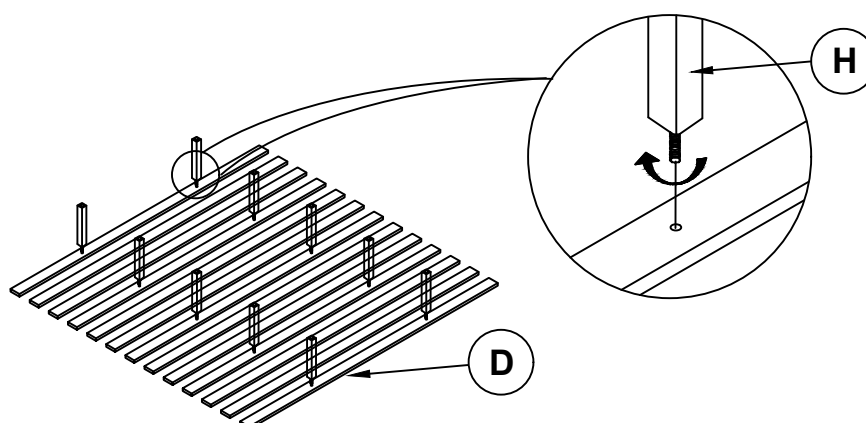
COASTER®
FINE FURNITURE



STEP 2



STEP 3

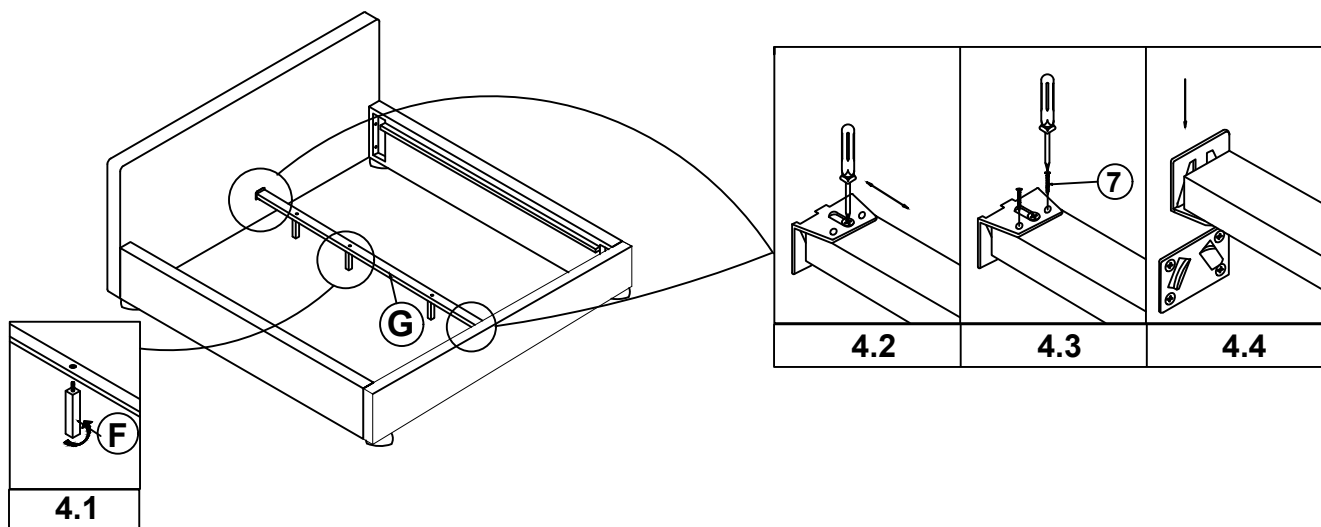


ITEM: 316020KW(B1&B2)

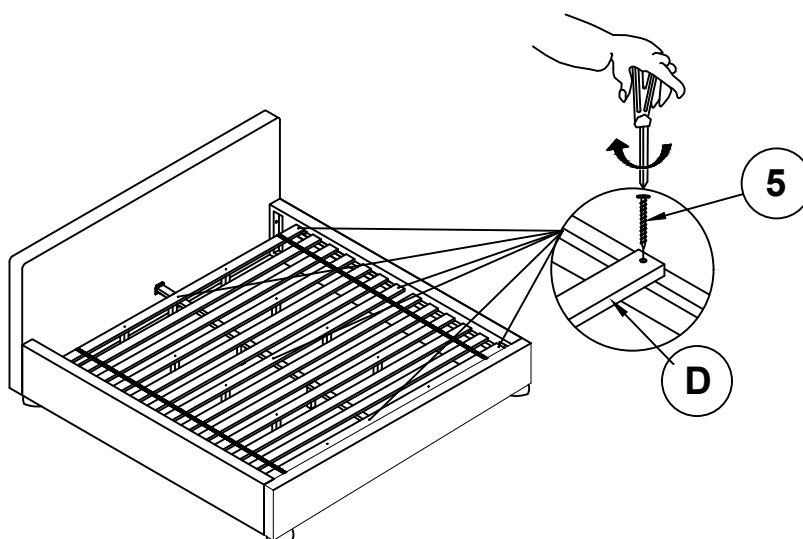
ASSEMBLY INSTRUCTIONS




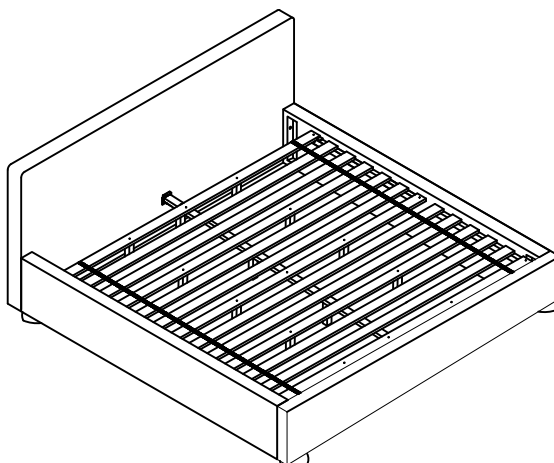
STEP 4



STEP 5



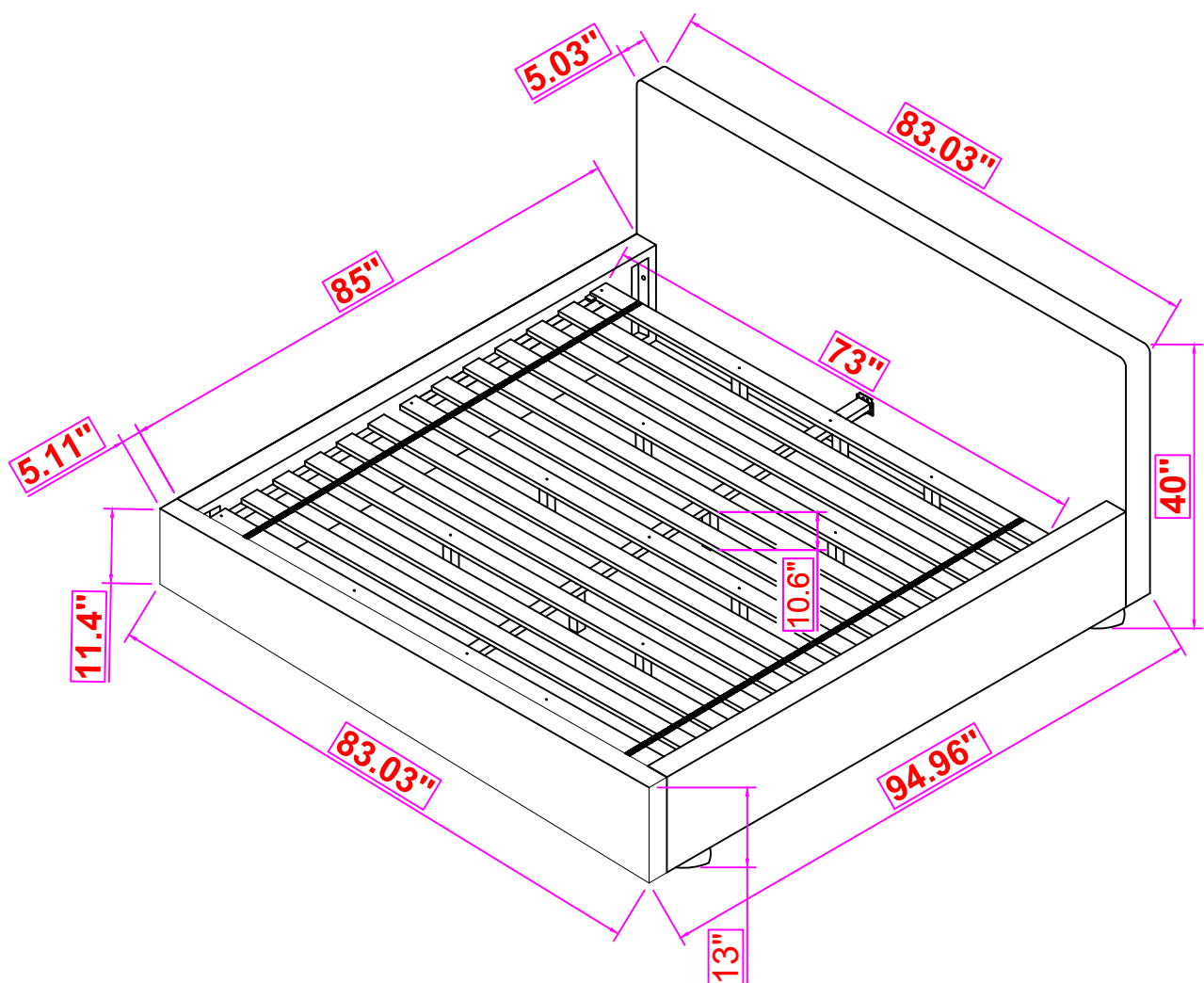
STEP 6 **COMPLETE**



ITEM: **316020KW(B1&B2)**



INNER SIZE : 85"X73"



NOTE: Dimension tolerance $\pm 5\%$