







# ASSEMBLY INSTRUCTIONS

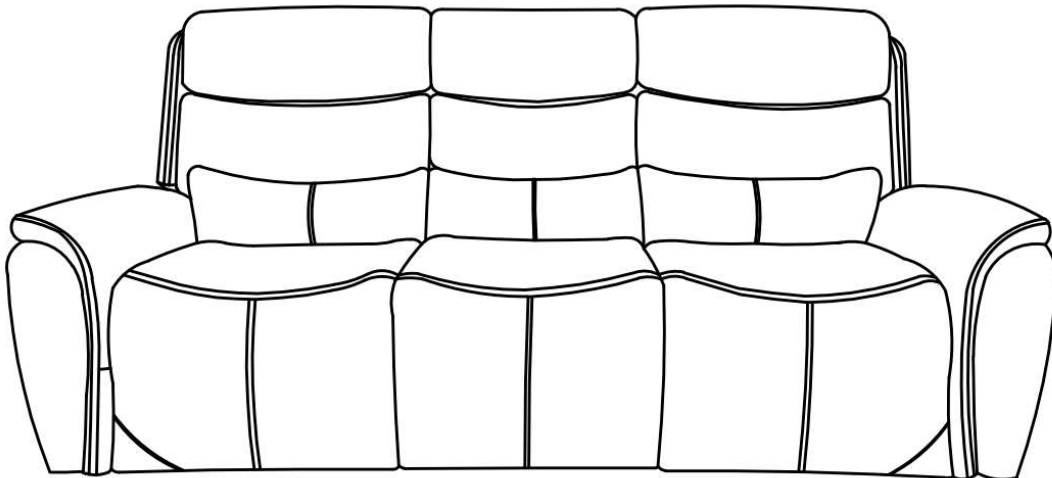
## KAMARI COLLECTION

ITEM#: U092-30

DESCRIPTION : KAMARI SOFA W/DUAL RECLINER

Thank you for purchasing this quality product. Be sure to check all packing materials carefully for small parts, which may have come loose during shipment. Identify and count all items and compare with the parts list shown below. It is recommended to have two people during assembling and to remove the back and base of the furniture out from the box. **Please follow the drawings below to assemble the item**

Parts List			
NO.	DESCRIPTION	SKETCH	Q'TY
A	Seat		1 PC
B	Left Side Facing (LSF) backrest		1 PC
C	Middle backrest		1 PC
D	Right Side Facing (RSF) backrest		1 PC
E	Left Side Facing (LSF) Wing		1 PC
F	Right Side Facing (RSF) Wing		1 PC



# ASSEMBLY INSTRUCTIONS

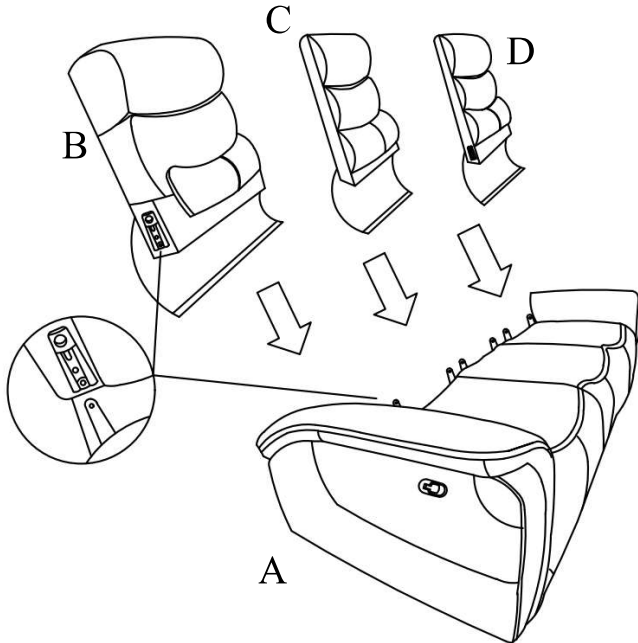
## KAMARI COLLECTION

ITEM#: U093-30

DESCRIPTION : KAMARI SOFA W/DUAL RECLINER

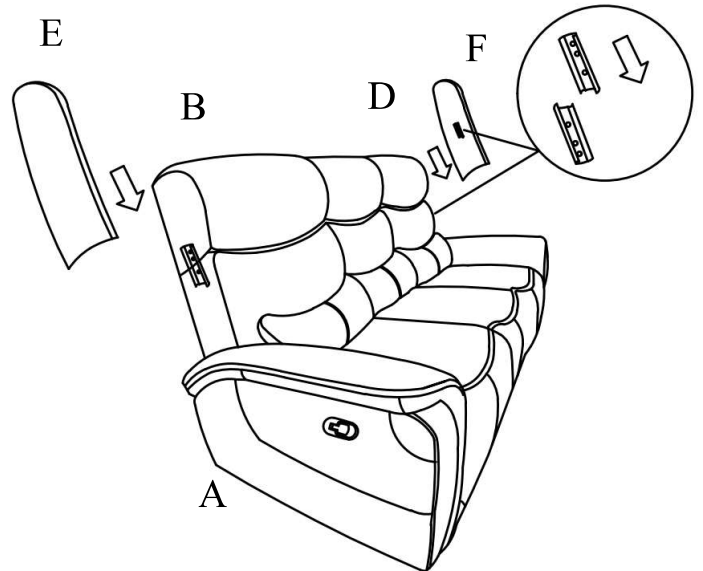
### Step 1:

Attach the LSF/middle/RSF backrests (B/C/D) to the seat (A).



### Step 2:

Attach the LSF (E) and RSF(F) Wing to Backrest (B & D).



### Step 3:

Open the footrest by pulling the handle.

