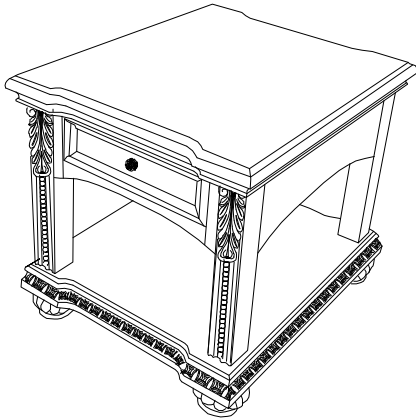


# ASSEMBLY INSTRUCTIONS

## #10323-END TABLE

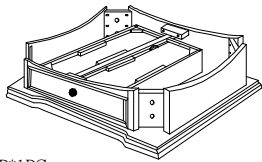
Thank you for purchasing this quality product. Be sure to check all packing materials carefully for small parts, which may have come loose inside the carton during shipment. Identify and count all parts and compare with the parts list below.

Do not tighten bolt until all bolts loosely assembled.

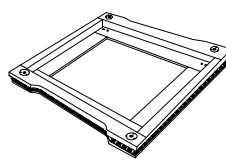


### HARDWARE LIST:

NO.	Drawing	Description	Q'ty
①		FLAT WASHER ( $\phi$ 5/16"x 19mm)	16PCS
②		SPRING WASHER( $\phi$ 5/16")	16PCS
③		BOLT( $\phi$ 5/16"x2")	16PCS
④		WRENCH(4mm)	1PC



A:TOP\*1PC



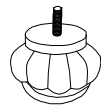
B:BOTTOM SHELF\*1PC



C:LEFT SIDE FRONT POST & RIGHT SIDE BACK POST\*2PCS



D:RIGHT SIDE FRONT POST & LEFT SIDE BACK POST\*2PCS



G:BUN FOOT\*4PCS

