

# CHENG COLLECTION

## CACHE

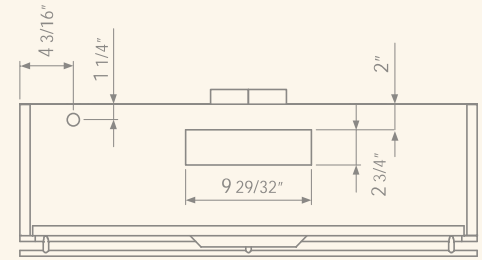
Another of Fu-Tung Cheng's stylish new concepts, Cache's subdued design conceals clutter, infusing your entire kitchen with ordered elegance. Beneath its sweeping, understated hood and signature utensil-rail, the Cache hides a spacious storage compartment—perfect for housing herbs, spices, and other culinary devices.



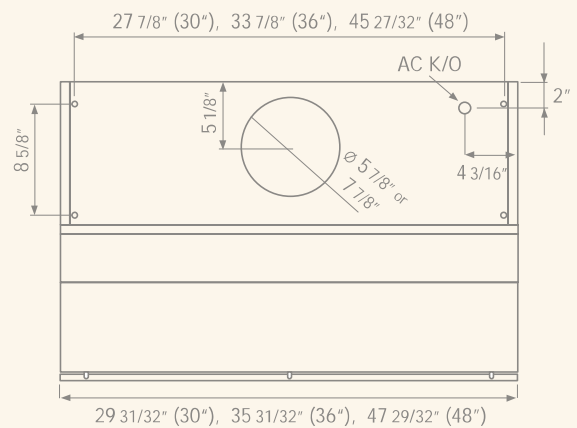
# CHENG COLLECTION

## CACHE UNDER-CABINET

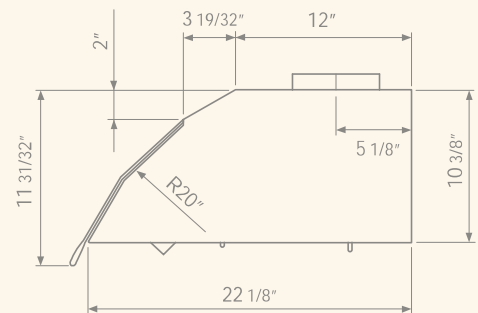
MODEL	
CCA-E30ASX	30"
CCA-E36ASX	36"
CCA-E48ASX	48"
PERFORMANCE*	
Internal Blower - CBI-600A	240 - 600 CFM, 1.8 - 6 Sones
External Blower - CBE-1000	500 - 1000 CFM, Sones NA
* Requires purchase of Zephyr blower, sold separately.	
COLOR	
Stainless Steel	
FEATURES	
Controls	Electronic Touch
Speed Levels	3
Auto Delay-Off	Yes
Lighting	
CCA-E30ASX / CCA-E36ASX	Halogen, 50W x 2
CCA-E48ASX	Halogen, 50W x 4
Dual-Level Lighting	Yes
Filters	
CCA-E30ASX / CCA-E36ASX	Baffle x 2
CCA-E48ASX	Baffle x 3
Recirculating	No
Duct Cover Extension	NA
DUCT SPECIFICATIONS	
Vertical - Internal	6"
Horizontal - Internal	3-1/4"x10"
Vertical - External	8" - 10"*
Horizontal - External	NA
AC INPUT	
120V - 60Hz	
AC POWER**	
CCA-E30ASX / CCA-E36ASX	Max. 92 Watts, 0.9 Amps
CCA-E48ASX	Max. 104 Watts, 1.8 Amps
OPTIONAL ACCESSORIES	
Duct Cover Extension Kit	NA
Wireless Remote Control	NA
MOUNTING HEIGHT	
24" - 36"	
WARRANTY	
3 Years Parts, 1 Year Labor	



Back



Top



Side



\* 10" round duct connects to external and in-line blower. Must transition from 10" to 8" before duct passes through ceiling. A 10" to 8" adapter is included with the external and in-line blowers.

\*\* AC power listed above is for hood with lights only. For blower specifications please refer to the blower spec sheet.

