

REF24BMBPNB

REFRIGERATOR 24" BOTTOM MOUNT INTEGRATED PANEL READY



Energy Star refrigerator & freezer with 8.6 cu.ft capacity, powered by a single compressor and evaporator.

Optimized airflow design keeps temperature constant and even throughout entire refrigerator.

Total No-Frost system: automated defrosting of evaporator ensures food stays always fresh.

Precise temperature control for optimal food preservation: the Fresco drawer in the refrigerator compartment with independent temperature settings (27°-37°F) and humidity-control system allows for optimal preservation of meat, fish and vegetables.

3 adjustable-height shelves and 3 door bins ensure organized storage and preservation of food.

1 extra large & 2 standard size drawers in freezer compartment ensure easy organization and retrieval of frozen goods.

Electronic touch interface with user-friendly controls for temperature management.

Interior LED lighting ensures maximum visibility.

Reversible doors for left or right swing configuration.

2 years parts & labor warranty.

PRODUCT FEATURES	
Size	W 24"
Volume	Ref 6.2 cu.ft / Frz 2.4 cu.ft
Door finish	Panel ready
User interface	Internal digital LED touch interface
Lighting	LED on the top
Refrigerator shelves	1 stationary + 3 height adjustable
Refrigerator drawers	1 + 1 fresco drawer with separate temperature and humidity control
Freezer compartment	3 drawers
Door storage	1 bin with lid - 2 height adjustable open bins
Settings	Super cool, Super freeze, Eco mode, Vacation mode

TECHNICAL SPECIFICATIONS	
Electrical supply	115 V 60 HZ - 85 W - 0.8 Amp
Power connection	NEMA 5-15P with 41" power cord
Sound rating	41 dbA
Energy consumption	372.0 kwh/yr
Certification	CEC,ETL
Warranty	2 years parts & labor
Packaging dimensions	W 22 7/16" H 72 7/16" D 22 9/16"
Weight	139.0 lbs



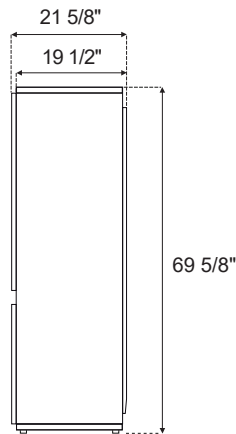
AIM YOUR CAMERA HERE

REF24BMBPNB

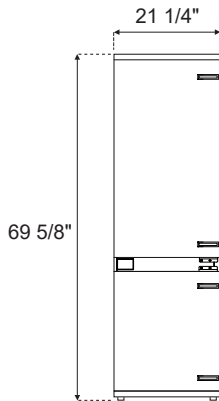
REFRIGERATOR 24" BOTTOM MOUNT INTEGRATED PANEL READY



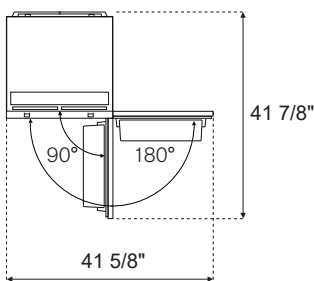
SIDE



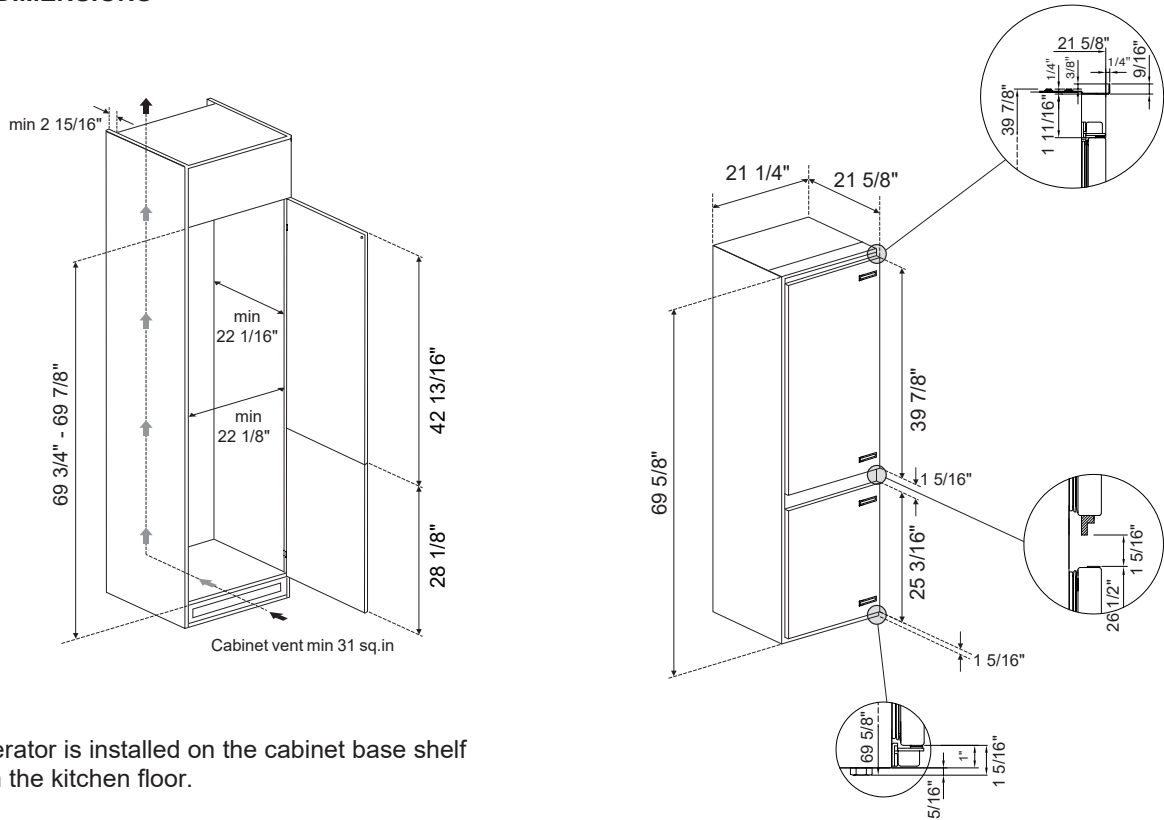
FRONT



TOP



CUTOUT DIMENSIONS



The refrigerator is installed on the cabinet base shelf and not on the kitchen floor.

ELECTRICAL CONNECTION

A properly-grounded, electrical receptacle should be installed. A separate circuit breaker servicing only this appliance is recommended. Do not use a multi-purpose socket with other electrical appliances.

INSTALLATION REQUIREMENTS

The max weight for the cabinet panels is 37.5 lbs per panel.