

# UP36W



Colour range

Body



Blue  
grey – BG



White – WH



Stainless  
steel – SS



Graphite  
matt – MG



Glossy  
black – BK



Satin

RAL

Optional RAL – RA

+

Finishes

Knobs, handles

Optional solid door version

optional +

Order code: change letter "W" with "Q"

Available ovens

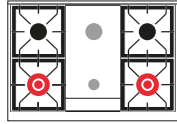
Electric oven

Primary oven:  
UOV 80 M

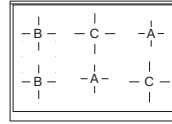
Maximum input:  
3.7 kW

Configurations

6 burners with fry top\*



Induction



Electric oven

UP36FWMP

Brushed

UPI366WMP

Brushed


Fuel requirements


Natural gas / Liquid propane  
Voltage: 240 Volts  
Amps: 15.4


All electric  
Voltage: 240 Volts  
Amps: 63.3


*\*Insufficient amperage may lower heating performance when multiple functions are being used at the same time*


Consumption

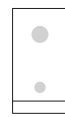
 Bridge induction zone  
Ø 7" 1/4 + Ø 7" 1/4  
1.85 / 2.5 kW +  
1.85 kW


 Induction zone  
Ø 5" 3/4  
1.4 / 1.8 kW


 Induction zone  
Ø 7" 1/4  
1.85 / 2.5 kW

 Induction zone  
Ø 8" 11/16  
2.3 / 3.2 kW

 Double ring Dual burner  
25000 btu/h /  
900 btu/h

 Griddle  
10500 btu/h /  
2000 btu/h +  
7000 btu/h /  
1400 btu/h

 Big burner  
10500 btu/h /  
2000 btu/h

 Small burner  
7000 btu/h /  
1400 btu/h

Complements & accessories

Hood

UAGQ36

Ladle holder panel

AM4-90

Technical drawing & dimensions

