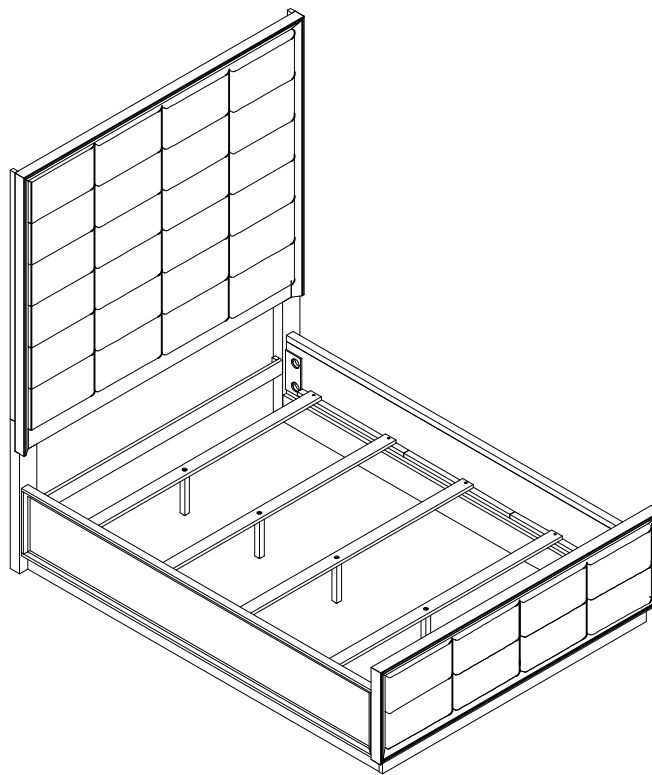


ASSEMBLY INSTRUCTIONS COASTER FINE FURNITURE



Fine Furniture for every stage of life

223271Q (B1-B3)
Queen Bed

ITEM: 223271Q (B1-B3)



ASSEMBLY INSTRUCTIONS


ASSEMBLY TIPS:

- 1.Remove hardware from box and sort by size.
- 2.Please check to see that all hardware and parts are present prior to start of assembly.
- 3.Please follow attached instructions in the same sequence as numbered to assure fast & easy assembly.



WARNING!

- 1.Don't attempt to repair or modify parts that are broken or defective. Please contact the store immediately.
- 2.This product is for home use only and not intended for commercial establishments.

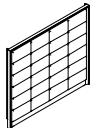


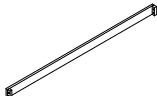


ASSEMBLY TIME

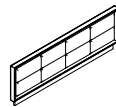

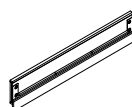

20 MINUTES

PARTS IDENTIFICATION

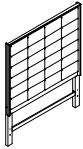
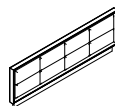
B1 (BOX 1)

A	HEADBOARD PANEL		1PC	C	RIGHT HEADBOARD LEG		1PC
B	LEFT HEADBOARD LEG		1PC	D	HEADBOARD BOTTOM RAIL		1PC

B2 (BOX 2)

E	FOOTBOARD		1PC	H	BED SLAT SUPPORT WITH LEVELER		4PCS
F	BED RAIL		2PCS	G	BED SLAT		4PCS

B3 (BOX 3)

HB	223271Q(B1) FROM BOX 1 HEADBOARD COMPLETE		1PC	E	223271Q(B2) FROM BOX 2 FOOTBOARD		1PC
----	--	---	-----	---	--	---	-----

ITEM: 223271Q (B1-B3)



ASSEMBLY INSTRUCTIONS

ASSEMBLY TIPS:

1. Remove hardware from box and sort by size.
2. Please check to see that all hardware and parts are present prior to start of assembly.
3. Please follow attached instructions in the same sequence as numbered to assure fast & easy assembly.

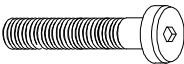
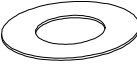
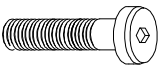
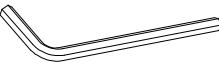



WARNING!




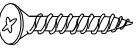



1. Don't attempt to repair or modify parts that are broken or defective. Please contact the store immediately.
2. This product is for home use only and not intended for commercial establishments.

HARDWARE IDENTIFICATION

Z - B1 (BOX 1) - HARDWARE PACK IS LOCATED IN 223271Q (B1)

1	LONG BOLT (5/16" x 45mm - BLK)		10PCS	4	FLAT WASHER (5/16" x 19 x 1.5mm - BLK)		14PCS
2	SHORT BOLT (5/16" x 38mm - BLK)		4PCS	5	ALLEN WRENCH (74 x 30 x 4mm - BLK)		1PC
3	LOCK WASHER (5/16" - BLK)		14PCS				

Z - B3 (BOX 3) - HARDWARE PACK IS LOCATED IN 223271Q (B3)

6	THREADED BOLT (5/16" x 75mm - BLK)		8PCS	11	L-BRACKET (15 x 15 x 1mm - BLK)		4 PCS
7	U-SQUARE WASHER (25 x 15 x 2mm - BLK)		8PCS	12	SHORT FLAT HEAD SCREW (3.5 x 15mm - BLK)		8PCS
8	HEX NUT (5/16" x 17mm - BLK)		8PCS				
9	WRENCH (13MM - BLK)		1PC				
10	LONG FLAT HEAD SCREW (4 x 32mm - BLK)		8PCS				

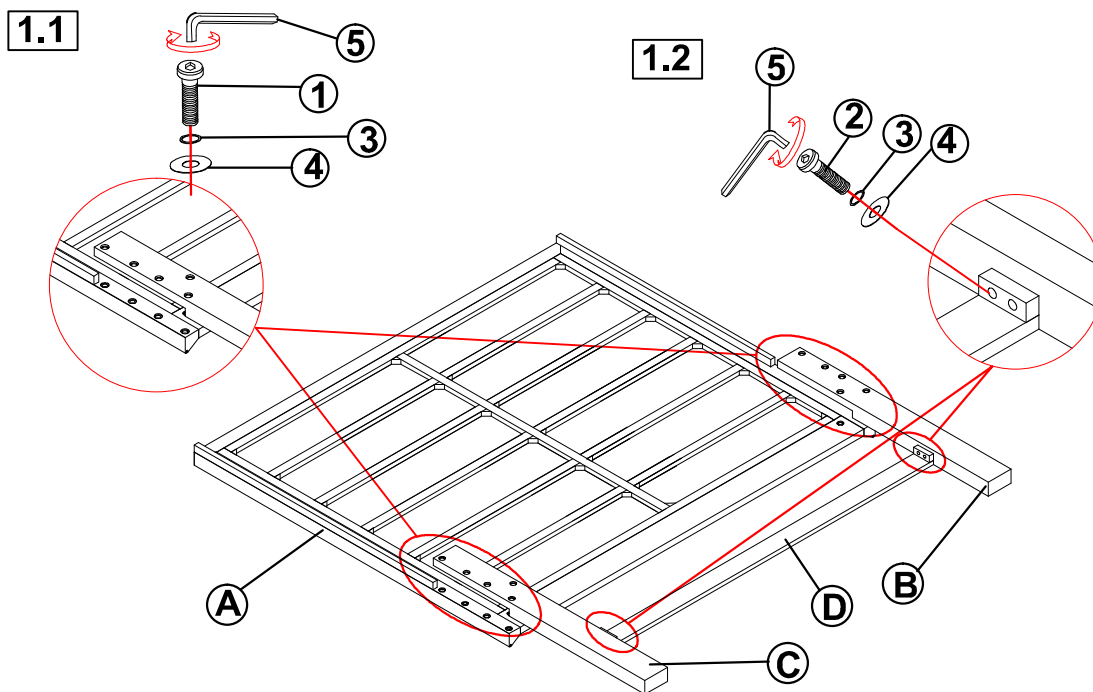
NOTE:

Phillips head screw driver is required in the assembly process; however, manufacturer does not provide this item.

ITEM: **223271Q (B1-B3)**

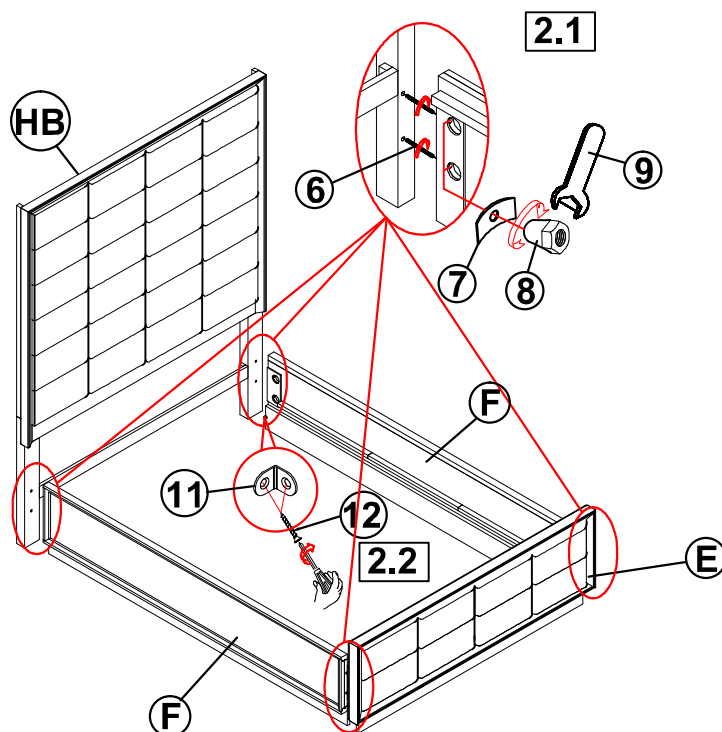
ASSEMBLY INSTRUCTIONS

STEP 1



Back View

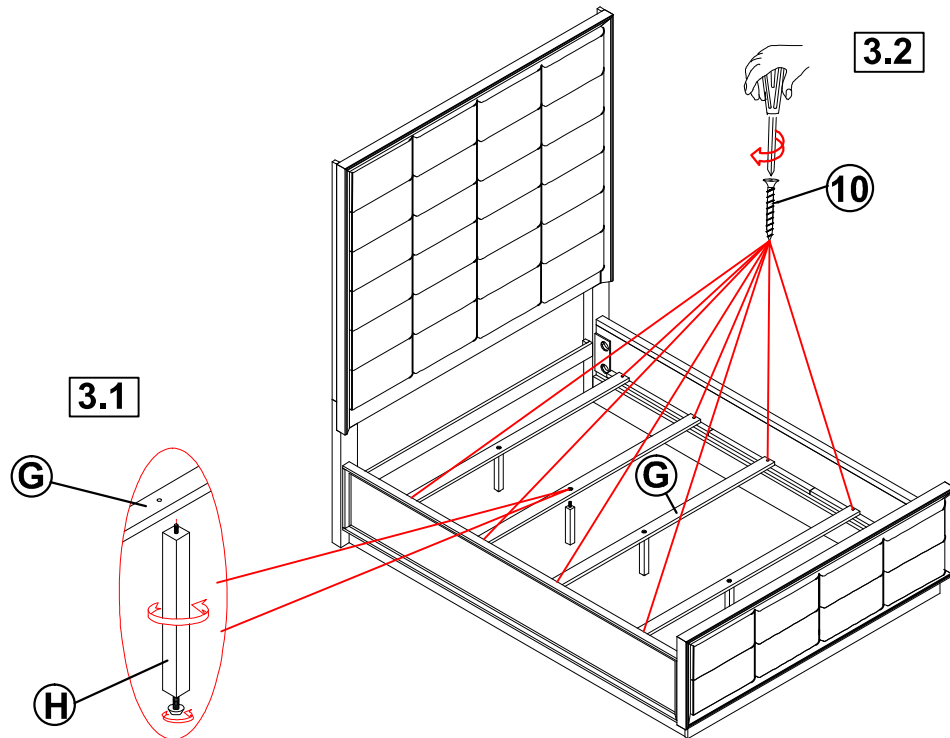
STEP 2



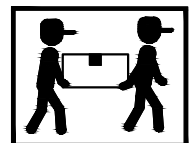
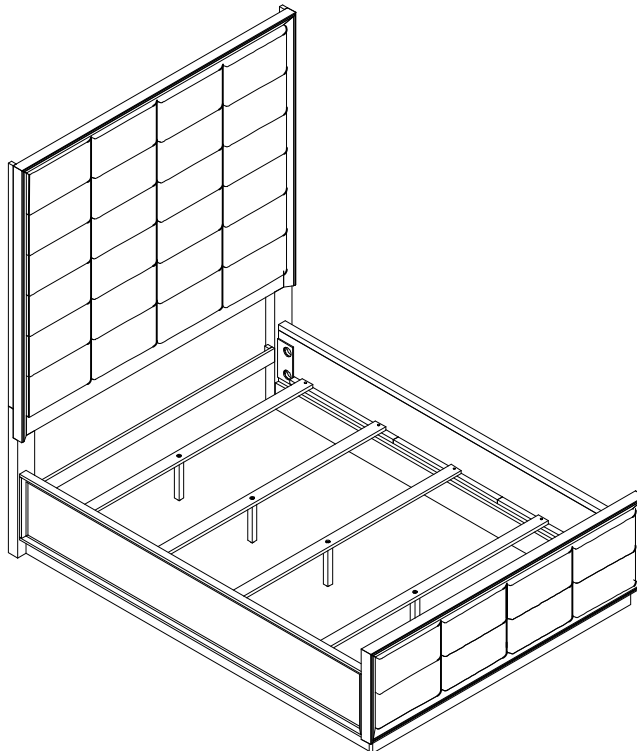
ITEM: **223271Q (B1-B3)**

ASSEMBLY INSTRUCTIONS

STEP 3

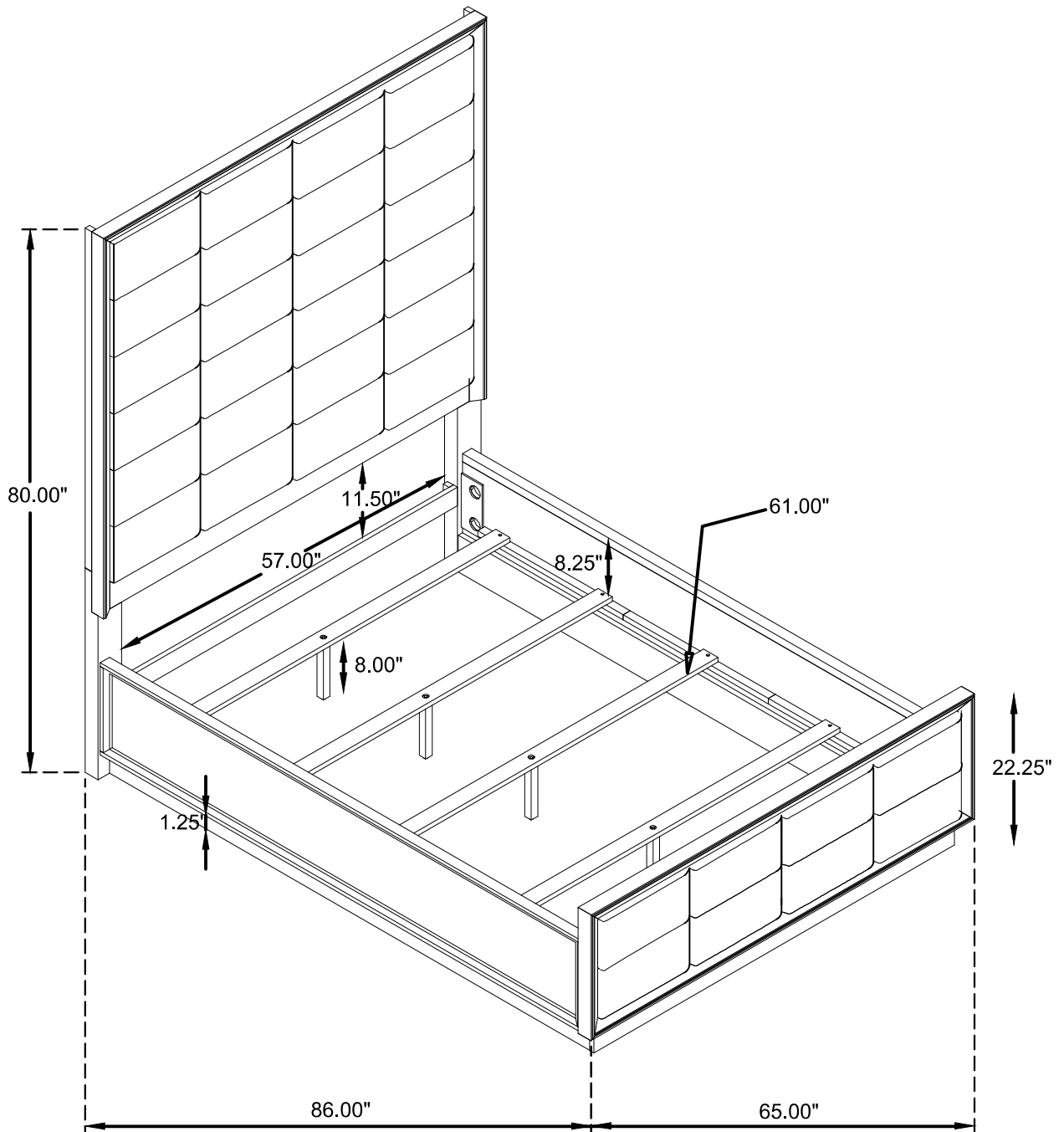


STEP 4 COMPLETE



ITEM: 223271Q (B1-B3)

Inner Size : 61.00"W x 81.50"D



Note : Dimension tolerance $\pm 5\%$