

The Smarter Way To

LIVE FRESH



125 Years



World-Class Refrigeration



Wine Preservation
Recommended by
Sommeliers

Source: New York Magazine



Energy-Efficient Operation

Many of our Marvel products are
ENERGY STAR® certified.

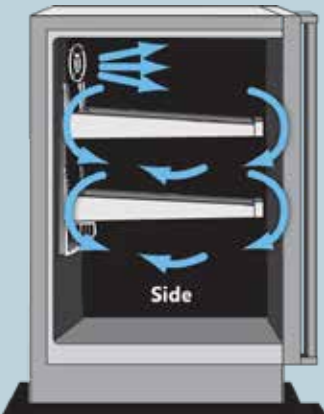
A Smarter Appliance

Intuitive touchpad LED controls are what make Marvel undercounter models more clever than the rest. The exclusive Marvel Intuit™ Integrated Control is simple to operate allowing you to check the actual cabinet temperature in real-time or change settings at the touch of a finger.

- Power On/Off
- Control Lockout
- System Indicator
- Fahrenheit or Celsius
- Door Alarm
- Power Loss Alarm
- Vacation/Sabbath Mode
- Interior Display Lighting



Forced
Air Fan



Precise Cooling
Performance

Dynamic cooling technology
delivers rapid cool down and even
temperature stability.




UNDERCOUNTER REFRIGERATION

IT'S ALL ABOUT THE CLEVER DETAILS



Soft-Close Integrated Hinge

On Select Models




Close Door Assist



Glass Shelving



Wine Rack



Glass Shelving
and Wine Rack

Designed to Adapt with the Most Versatile Capacity

We maximized our interior volume and added full-width, cantilever shelves to quickly adapt the configuration to your particular storage needs, whether tall, wide or deep. What's more, the 3-in-1 Split Convertible Shelf™ feature gives you as many as three storage options within one shelf! And, our MaxStore™ Bin offers high capacity, clear-view storage on rollout glides to keep produce easy to access and at its peak freshness.



MORE OF WHAT MATTERS MOST



Long-Lasting FRESHNESS

The Way Nature Intended

TABLE OF CONTENTS

Undercounter Refrigeration

Marvel Professional Collection	8
Dual Zone Wine Beverage Center	10
Beverage Centers	12
Refrigerators.	18
Freezers	22
Wine Refrigerators	24
Ice Machines	28

Marvel Collection.	32
Dual Zone Wine Beverage Center.	34
Beverage Centers	36
Refrigerators.	41
Refrigerator Freezers	48
Freezers	50
Wine Refrigerators	52
Ice Machines	63
Beer and Wine Dispensers	66


Marvel Low Profile Collection.	68
Beverage Centers	70
Refrigerators.	72
Ice Machines	74

Marvel Outdoor Collection	76
Freezers	78
Refrigerator Freezers	79
Refrigerators.	80
Beer and Wine Dispensers	84
Ice Machines	86

Specifications	88
About Marvel Refrigeration	94
History of Marvel Refrigeration	95



15" and 24" Models
Solid and Framed
Glass Door Options



Outdoor
Certified
Models

MORE DESIGN OPTIONS.

KITCHEN DINING ROOM WET BAR MAN CAVE/SHE SHED PATIO GARAGE

MORE CONVENIENT PLACES.

THEATER ROOM EXERCISE ROOM OFFICE BEDROOM BATHROOM AND MORE



Framed Glass
Overlay Panel
Ready Models

Solid Overlay Panel
Ready Models



Built-In and Mobile
Plus ADA Height Options



Luxury-grade quality you can feel

Sturdy Pro-Style
Handles



Easy-to-Install
Overlay Panel
Options



Soft-Close
Integrated Hinge



Stainless Steel
Shelf Fronts



Tri-Color Lighting



You can feel the craftsmanship in fully extendable, smooth ball-bearing roller glides, sturdy stainless steel door handles and soft-close integrated door hinge system. It's calibrated into the state-of-the-art Marvel Intuit™ integrated controls and evident in the strong, enduring mechanics.

You can see the impeccable fit and lustrous finish that merges seamlessly with cabinetry, as if both were inspired from one like design. And you can taste the difference in the way Marvel preserves the pure, perfectly chilled flavor of food, wine and beverages.

This is the Marvel Professional difference.



24" Marvel Professional Dual Zone Wine and Beverage Center

Model # MP24WB



Performance

- Two independently controlled temperature zones offer dual options for wine and beverage storage
- Upper zone environment is ideal for wine storage (45° F to 60° F) and the lower zone is designed for beverages and perishables (34° F to 42° F)
- Dynamic cooling technology delivers rapid cool down, frost-free operation and precise temperature stability
- Vibration Neutralization System protects wine from agitation, allowing it to come to full maturation
- Thermal-efficient cabinet ensures optimum food preservation and energy efficiency while maximizing capacity
- Argon-filled, UV-resistant tinted dual pane glass door protects contents from damaging ultraviolet light, while conserving energy
- Now even quieter operation thanks to exclusive design enhancements to buffer and minimize sound

Storage Capabilities

- 5.1 total cu. ft.
 - 1.85 cu. ft upper zone stores 7 bottles on (1) smooth-glide display wine rack with heavy-gauge wire cradles
 - 3.27 cu ft. lower zone can hold (112) 12-oz cans, (64) longneck bottles or (2) upright 2-liter bottles
- Tall-item storage: lower zone features cantilevered shelving that allows for high-clearance vertical items
- Lower shelf glides out for easy access and features 3-in-1 Convertible Shelf with removable glass pane for 4-bottle wine rack option
- Access contents easily with full-extension, glide-out shelving on the smooth-glide ball bearing system
- Cantilevered shelving system adjusts height to your storage needs

Touchpad Controls

- Multifunction Marvel Intuit Integrated Controls feature convenient settings for the ultimate programmability and allow you to select a precise temperature for each zone
- Vacation mode conserves energy during times when unit is not in use

Aesthetics

- Soft-close integrated hinge provides a seamless zero clearance installation and a smooth gentle close
- At the touch of a button, change the interior light color to sapphire blue, amber glow, or arctic white
- Two-stage theater-style lighting offers full or half illumination
- Elegant midnight black interior
- Professional styling: stainless-steel-framed glass door, sturdy full-length handle, sleek stainless steel shelf fronts and stainless steel toe kick adjustable to 4" with leveling legs
- Finish options: stainless steel or overlay (panel ready)

Additional Convenience

- Close Door Assist System gently and automatically draws door to a close, ensuring door is never accidentally left ajar
- Door lock provides added safety and security
- 3-year parts and labor warranty, 5-year sealed system parts warranty



Lower shelf converts to wine storage and glides out for easy access.

Ordering Options

Stainless Frame, Glass Door with Lock, Integrated Right Hinge, Professional Handle	MP24WBG4RS
Stainless Frame, Glass Door with Lock, Integrated Left Hinge, Professional Handle	MP24WBG4LS
Panel-Ready Framed Glass Door with Lock, Integrated Right Hinge (Handle Not Included)*	MP24WBF4RP
Panel-Ready Framed Glass Door with Lock, Integrated Left Hinge (Handle Not Included)*	MP24WBF4LP

*Easy installation! No panel kit required. Consult your cabinet maker for overlay panel and handle options.

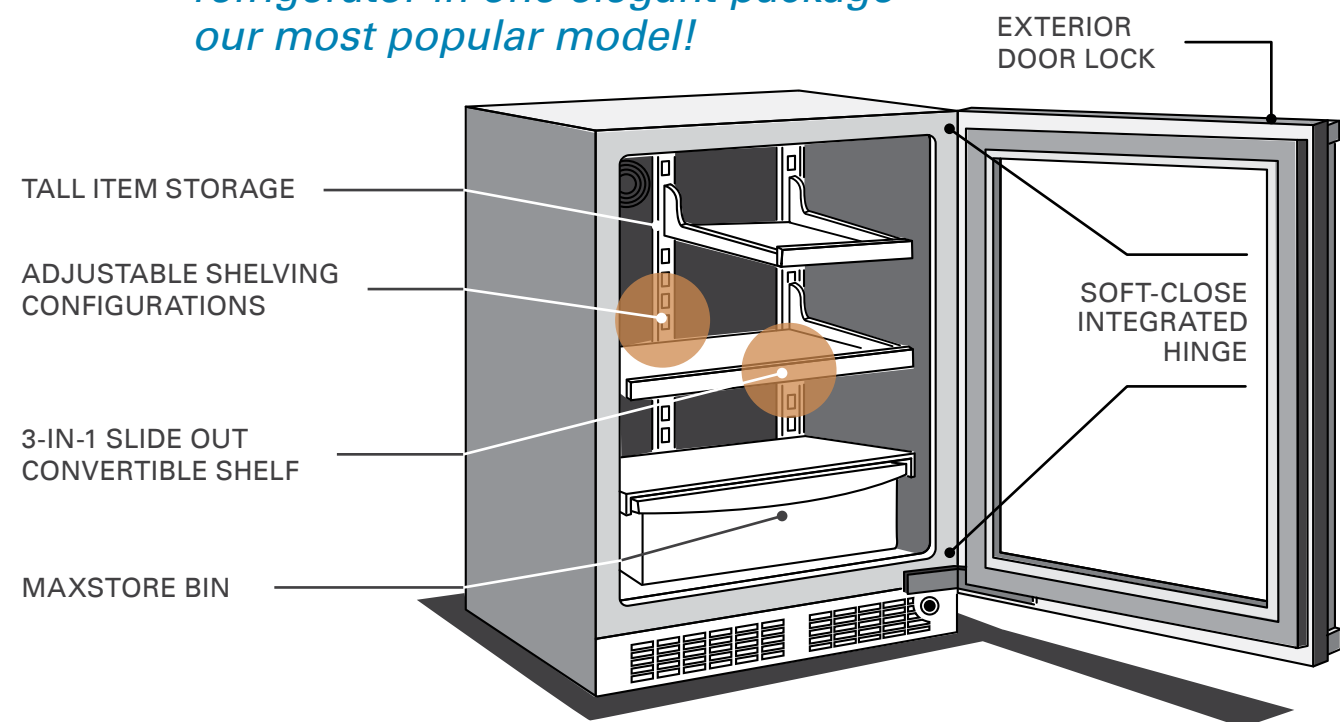




24" Marvel Professional Beverage Refrigerator with MaxStore Bin

Model #MP24BR

A refrigerator, beverage center and wine refrigerator in one elegant package—our most popular model!



Performance

- Dynamic cooling technology delivers rapid cool down, frost-free operation and precise temperature stability
- Thermal-efficient cabinet ensures optimum food preservation and energy efficiency while maximizing capacity
- Argon-filled, UV-resistant tinted dual pane glass door protects contents from damaging ultraviolet light, while conserving energy
- Now even quieter operation thanks to exclusive design enhancements to buffer and minimize sound

Storage Capabilities

- 5.5 cu. ft. capacity, stores 20 wine bottles total (7 flat) and up to (162) 12-oz cans
- 3-in-1 Slide-Out Split Convertible Shelf features removable glass pane with wine rack option to store beverages, food, or wine
- Tall item storage: half-width interior shelf allows for high-clearance vertical storage
- MaxStore smooth-glide clear bin organizes loose, bulky items; capable of storing 15 lbs of produce, 4 wine bottles or 22 cans
- Access contents easily with full-extension, glide-out shelving on the smooth-glide ball bearing system
- Cantilevered shelving system adjusts height to your storage needs

Touchpad Controls

- Multifunction Marvel Intuit Integrated Controls allow you to select a precise cabinet temperature from 34° F to 42° F
- Vacation mode conserves energy during times when unit is not in use

Aesthetics

- Soft-close integrated hinge provides a seamless zero clearance installation and a smooth gentle close
- At the touch of a button, change the interior light color to sapphire blue, amber glow, or arctic white
- Two-stage theater-style lighting offers full or half illumination
- Elegant midnight black interior
- Professional styling: stainless-steel-framed glass door, sturdy full-length handle, sleek stainless steel shelf fronts and stainless steel toe kick adjustable to 4" with leveling legs
- Finish options: stainless steel or overlay (panel ready)

Additional Convenience

- Close Door Assist System gently and automatically draws door to a close, ensuring door is never accidentally left ajar
- Door lock provides added safety and security
- 3-year parts and labor warranty, 5-year sealed system parts warranty

Ordering Options

Stainless Frame, Glass Door with Lock, Integrated Right Hinge, Professional Handle	MP24BRG4RS
Stainless Frame, Glass Door with Lock, Integrated Left Hinge, Professional Handle	MP24BRG4LS
Panel-Ready Framed Glass Door with Lock, Integrated Right Hinge (Handle Not Included)*	MP24BRF4RP
Panel-Ready Framed Glass Door with Lock, Integrated Left Hinge (Handle Not Included)*	MP24BRF4LP

*Easy installation! No panel kit required. Consult your cabinet maker for overlay panel and handle options.



3-IN-1 SLIDE-OUT CONVERTIBLE SHELF



Glass Shelving

Glass Shelving and Wine Rack

Wine Rack

LIVE MARVELOUSLY TIP

Make hosting parties a breeze without stressing over where to store the extra food and drinks. Capable of storing a combination of extra-large food platters, wine bottles, 12-oz cans, 2-L bottles, 6-packs and more, Marvel offers plenty of solutions to make you the host with the most.



24" Marvel Professional Beverage Center with 3-in-1 Convertible Shelves and Display Wine Rack

Model # MP24BC

Dynamic food, beverage, and wine storage



Performance

- Dynamic cooling technology delivers rapid cool down, frost-free operation and precise temperature stability
- Thermal-efficient cabinet ensures optimum food preservation and energy efficiency while maximizing capacity
- Argon-filled, UV-resistant tinted dual pane glass door protects contents from damaging ultraviolet light, while conserving energy
- Now even quieter operation thanks to exclusive design enhancements to buffer and minimize sound

Storage Capabilities

- 5.3 cu. ft. capacity, stores 19 wine bottles total (14 flat, 5 cradled) and up to (108) 12-oz cans
- (2) 3-in-1 Slide-Out Split Convertible Shelves feature removable glass pane with wine rack option to store beverages, food or wine
- Display wine rack glides out for easy access and holds 5 wine bottles, including magnum sizes
- Access contents easily with full-extension, glide-out shelving on the smooth-glide ball bearing system
- Cantilevered shelving system adjusts height to your storage needs

Touchpad Controls

- Multifunction Marvel Intuit Integrated Controls allow you to select a precise cabinet temperature from 34° F to 42° F
- Vacation mode conserves energy during times when unit is not in use

Aesthetics

- Soft-close integrated hinge provides a seamless zero clearance installation and a smooth gentle close
- At the touch of a button, change the interior light color to sapphire blue, amber glow, or arctic white
- Two-stage theater-style lighting offers full or half illumination
- Elegant midnight black interior
- Professional styling: stainless-steel-framed glass door, sturdy full-length handle, sleek stainless steel shelf fronts and stainless steel toe kick adjustable to 4" with leveling legs
- Finish options: stainless steel or overlay (panel ready)

Additional Convenience

- Close Door Assist System gently and automatically draws door to a close, ensuring door is never left ajar
- Door lock provides added safety and security
- 3-year parts and labor warranty, 5-year sealed system parts warranty

Ordering Options

Stainless Frame, Glass Door with Lock, Integrated Right Hinge, Professional Handle	MP24BCG4RS
Stainless Frame, Glass Door with Lock, Integrated Left Hinge, Professional Handle	MP24BCG4LS
Panel-Ready Framed Glass Door with Lock, Integrated Right Hinge (Handle Not Included)*	MP24BCF4RP
Panel-Ready Framed Glass Door with Lock, Integrated Left Hinge (Handle Not Included)*	MP24BCF4LP

*Easy installation! No panel kit required. Consult your cabinet maker for overlay panel and handle options.



3-IN-1 SLIDE-OUT CONVERTIBLE SHELVES



15" Marvel Professional Beverage Center

Model # MP15BC

A compact size capable of storing nearly three 12-packs!



LIVE MARVELOUSLY TIP

Make the most of a compact space with this 15" model designed to hold any combination of food and beverages – even wine! A 3-in-1 Convertible Shelf easily converts to a full wine rack with extendable glides and the cantilevered shelving system adjusts shelf height to your storage needs.

33 3/4" H

25 5/8" D including handle

14 7/8" W

Finish Options



Stainless Steel



Framed Overlay (Panel Ready)*

Performance

- Dynamic cooling technology delivers rapid cool down, frost-free operation and precise temperature stability
- Thermal-efficient cabinet ensures optimum food preservation and energy efficiency while maximizing capacity
- Argon-filled, UV-resistant tinted dual pane glass door protects contents from damaging ultraviolet light, while conserving energy
- Now even quieter operation thanks to exclusive design enhancements to buffer and minimize sound

Storage Capabilities

- 2.7 cu. ft. capacity, stores up to (35) 12-oz cans and/or 6 wine bottles
- 3-in-1 Convertible Shelf features removable glass pane with wine rack option to store food, beverages or wine
- Fully adjustable shelving system with two cantilevered, full-width steel-framed glass shelves
- Access contents easily with 2 full-extension, glide-out shelves on the smooth-glide ball bearing system
- Stainless steel shelf fronts

Touchpad Controls

- Multifunction Marvel Intuit Integrated Controls allow you to select a precise cabinet temperature from 34° F to 42° F
- Vacation mode conserves energy during times when unit is not in use

Aesthetics

- Soft-close integrated hinge provides a seamless zero clearance installation and a smooth gentle close
- At the touch of a button, change the interior light color to sapphire blue, amber glow, or arctic white
- Two-stage theater-style lighting offers full or half illumination
- Elegant midnight black interior
- Professional styling: stainless-steel-framed glass door, sturdy full-length handle, sleek stainless steel shelf fronts and stainless steel toe kick adjustable to 4" with leveling legs
- Finish options: stainless steel or overlay (panel ready)

Additional Convenience

- Close Door Assist System gently and automatically draws door to a close, ensuring door is never accidentally left ajar
- Door lock provides added safety and security
- Filler kit available for 18" wide opening (see page 94)
- 3-year parts and labor warranty, 5-year sealed system parts warranty

Ordering Options	
Stainless Frame, Glass Door with Lock, Integrated Right Hinge, Professional Handle	MP15BCG4RS
Stainless Frame, Glass Door with Lock, Integrated Left Hinge, Professional Handle	MP15BCG4LS
Panel-Ready Framed Glass Door with Lock, Integrated Right Hinge (Handle Not Included)*	MP15BCF4RP
Panel-Ready Framed Glass Door with Lock, Integrated Left Hinge (Handle Not Included)*	MP15BCF4LP

*Easy installation! No panel kit required. Consult your cabinet maker for overlay panel and handle options.

Shown with the Marvel Professional Clear Ice Machine with Tri-Color Illuminice™ (page 30)

TRI-COLOR LIGHTING



Sapphire Blue



Amber Glow



Arctic White

16

marvelrefrigeration.com | 800.223.3900

17



24" Marvel Professional All Refrigerator with MaxStore™ Bin

Model # MP24RA



Performance

- Dynamic cooling technology delivers rapid cool down, frost-free operation and precise temperature stability
- Thermal-efficient cabinet ensures optimum food preservation and energy efficiency while maximizing capacity
- Now even quieter operation thanks to exclusive design enhancements to buffer and minimize sound

Storage Capabilities

- 5.1 cu. ft. capacity, stores up to (115) 12-oz cans
- MaxStore smooth-glide clear bin organizes loose, bulky items; capable of storing 15 lbs of produce, 4 wine bottles or 22 cans
- Tall item storage: half-width interior shelf and extra door storage allows for high-clearance vertical storage
- Also includes (1) full-width smooth-glide stainless steel shelf, (1) half-width cantilevered, fully adjustable stainless steel shelf and (1) fixed stainless steel-framed glass shelf
- Access contents easily with roller-glide shelf

Touchpad Controls

- Multifunction Marvel Intuit Integrated Controls allow you to select a precise cabinet temperature from 34° F to 42° F
- Vacation mode conserves energy during times when unit is not in use

Aesthetics

- Soft-close integrated hinge provides a seamless zero clearance installation and a smooth gentle close
- At the touch of a button, change the interior light color to sapphire blue, amber glow, or arctic white
- Two-stage theater-style lighting offers full or half illumination
- Elegant midnight black interior
- Professional styling: sturdy full-length handle, sleek stainless steel shelf fronts and stainless steel toe kick adjustable to 4" with leveling legs
- Finish options: stainless steel or overlay (panel ready)

Additional Convenience

- Close Door Assist System gently and automatically draws door to a close, ensuring door is never accidentally left ajar
- Door lock provides added safety and security
- 3-year parts and labor warranty, 5-year sealed system parts warranty

Ordering Options

Solid Stainless Steel Door with Lock, Integrated Right Hinge, Professional Handle	MP24RAS4RS
Solid Stainless Steel Door with Lock, Integrated Left Hinge, Professional Handle	MP24RAS4LS
Panel-Ready Solid Overlay Door with Lock, Integrated Right Hinge (Handle Not Included)*	MP24RAP4RP
Panel-Ready Solid Overlay Door with Lock, Integrated Left Hinge (Handle Not Included)*	MP24RAP4LP

*Easy installation! No panel kit required. Consult your cabinet maker for overlay panel and handle options.

Multi-faceted storage for tall items, bottles, fresh produce and more



MAXSTORE™ BIN CAN STORE 15 LBS OF PRODUCE

OR



HOLDS 4 WINE BOTTLES

OR



FITS (22) 12-OZ CANS

16" Tall-Bottle Storage



LIVE MARVELOUSLY TIP

Store even the largest of party platters in the Marvel All Refrigerator. Its generous depth can hold even extra-large serving dishes and platters.





24" Marvel Professional Refrigerated Drawers

Model # MP24RD

*Maximum storage capacity
within easy reach*



Performance

- Dynamic cooling technology delivers rapid cool down, frost-free operation and precise temperature stability
- Interior durably constructed from stainless steel, the most hygienic, easy-to-clean and stain-resistant of materials
- Insulated thermal-efficient cabinet ensures optimum efficiency and preservation
- Now even quieter operation thanks to exclusive design enhancements to buffer and minimize sound

Storage Capabilities

- 5.0 cu. ft. capacity, stores up to (108) 12-oz cans in two large-capacity smooth-glide drawers
- Adjustable divider included in the top and bottom drawers

Touchpad Controls

- Multifunction Marvel Intuit Integrated Controls allow you to select a precise cabinet temperature from 34° F to 42° F
- Vacation mode conserves energy during times when unit is not in use

Aesthetics

- Specially designed for a truly flush, zero clearance fit with adjoining cabinetry
- At the touch of a button, change the interior light color to sapphire blue, amber glow, or arctic white
- Two-stage theater-style lighting offers full or half illumination
- Elegant midnight black cabinet interior with sleek stainless steel drawers
- Professional styling: sleek stainless steel drawers, sturdy full-length handles and stainless steel toe kick adjustable to 4" with leveling legs
- Finish options: stainless steel or overlay (panel ready)

Additional Convenience

- Close Door Assist System gently and automatically brings drawers to a close, ensuring they're never ajar
- Lock provides added safety and security for both drawers
- 3-year parts and labor warranty, 5-year sealed system parts warranty

Ordering Options

Solid Stainless Steel Drawer Fronts with Lock, Professional Handle	MP24RDS3NS
Panel-Ready Solid Overlay Drawer Fronts with Lock (Handle Not Included)*	MP24RDP3NP

*Easy installation! No panel kit required. Consult your cabinet maker for overlay panel and handle options.



Quick-grip divider conveniently adjusts to organize and secure contents.

Stores
up to
108
12-OZ CANS



LIVE MARVELOUSLY TIP

Help kids make better snack choices by keeping juice boxes and portioned fruit, vegetables, yogurt and other healthy foods within easy reach in Marvel Professional Undercounter Drawers.





24" Marvel Professional All Freezer
Model # MP24FA

Stores up to 200 lbs
of frozen goods!

TRI-COLOR
LIGHTING

Sapphire Blue

Amber Glow

Arctic White



Performance

- Tested to hold up to 200 lbs of frozen goods
- Dynamic cooling technology delivers rapid cool down, frost-free operation and precise temperature stability
- Insulated thermal-efficient cabinet and drawer fronts ensure optimum efficiency and preservation
- Now even quieter operation thanks to exclusive design enhancements to buffer and minimize sound

Storage Capabilities

- 4.6 total cu. ft. of food storage
- Keep bulky items organized and within easy reach with 3 commercial-grade chrome wire bins on the fully extendable Smooth Glide ball bearing system

Touchpad Controls

- Multifunction Marvel Intuit Integrated Controls allow you to select a precise cabinet temperature from -10° F to 10° F
- Vacation mode conserves energy during times when unit is not in use

Aesthetics

- Soft-close integrated hinge provides a seamless zero clearance installation and a smooth gentle close
- At the touch of a button, change the interior light color to sapphire blue, amber glow, or arctic white
- Two-stage theater-style lighting offers full or half illumination
- Elegant midnight black interior
- Professional styling: stainless steel door, sturdy full-length handle and stainless steel toe kick adjustable to 4" with leveling legs
- Finish options: stainless steel or overlay (panel ready)

Additional Convenience

- Close Door Assist System gently and automatically draws door to a close, ensuring door is never accidentally left ajar
- Door lock provides added safety and security
- 3-year parts and labor warranty, 5-year sealed system parts warranty

Ordering Options

Solid Stainless Steel Door with Lock, Integrated Right Hinge, Professional Handle	MP24FAS4RS
Solid Stainless Steel Door with Lock, Integrated Left Hinge, Professional Handle	MP24FAS4LS
Panel-Ready Solid Overlay Door with Lock, Integrated Right Hinge (Handle Not Included)*	MP24FAP4RP
Panel-Ready Solid Overlay Door with Lock, Integrated Left Hinge (Handle Not Included)*	MP24FAP4LP

*Easy installation! No panel kit required. Consult your cabinet maker for overlay panel and handle options.



LIVE MARVELOUSLY TIP

Perfect for frozen meats and desserts, make-ahead freezer meals, frosty mugs and more, Marvel Undercounter Freezers give you more freezer storage capacity, all within the convenience of your kitchen. No more trips to the garage or the basement to access a hard-to-reach chest freezer.

33 3/4" H

25 5/8" D including handle

23 7/8" W



Finish Options



Stainless Steel



Solid Overlay (Panel Ready)*



24" Marvel Professional High-Efficiency Dual Zone Wine Refrigerator

Model # MP24WD

Engineered to target the 5 critical principles of proper wine storage



True Dual Zone



Independent Temperature Control



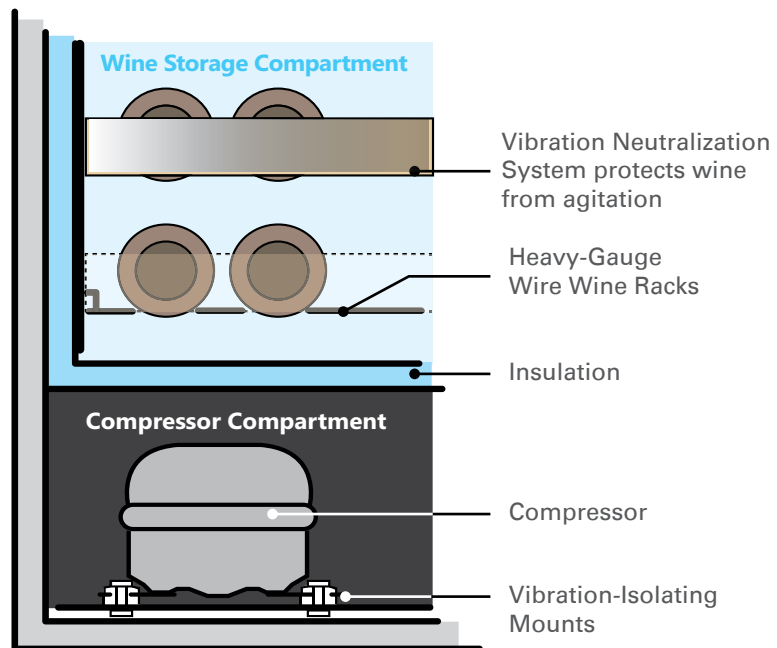
Neutralizes Vibrations



Protects Against Light



Properly Canted to Keep Corks Moist



Performance

- Dynamic cooling technology delivers rapid cool down, frost-free operation and precise temperature stability
- Two independently monitored zones store your wine collection at separate temperatures
- Vibration Neutralization System protects wine from agitation, allowing it to come to full maturation
- Thermal-efficient cabinet ensures optimum preservation and energy efficiency while maximizing capacity
- Argon-filled, UV-resistant tinted dual pane glass door protects contents from damaging ultraviolet light, while conserving energy
- Now even quieter operation thanks to exclusive design enhancements to buffer and minimize sound

Storage Capabilities

- 4.9 cu. ft. capacity, stores 40 bottles of wine total
 - Upper zone includes (3) 8-bottle smooth-glide full wine racks
 - Lower zone includes (1) 8-bottle smooth-glide full wine rack and (2) 4-bottle smooth-glide half-depth wine racks
- Heavy-gauge wire wine racks are shaped to safely cradle each wine bottle
- Full-extension smooth-glide ball bearing shelf system prevents jarring

Touchpad Controls

- Multifunction Marvel Intuit Integrated Controls allow you to select a precise cabinet temperature from 45° F to 55° F in the lower zone and 55° F to 62° F in the upper zone
- Vacation mode conserves energy during times when unit is not in use

Aesthetics

- Soft-close integrated hinge provides a seamless zero clearance installation and a smooth gentle close
- At the touch of a button, change the interior light color to sapphire blue, amber glow, or arctic white
- Two-stage theater-style lighting offers full or half illumination
- Elegant midnight black interior
- Professional styling: stainless-steel-framed glass door, sturdy full-length handle, sleek stainless steel shelf fronts and stainless steel toe kick adjustable to 4" with leveling legs
- Finish options: stainless steel or overlay (panel ready)

Additional Convenience

- Close Door Assist System gently and automatically draws door to a close, ensuring door is never accidentally left ajar
- Door lock provides added safety and security
- 3-year parts and labor warranty, 5-year sealed system parts warranty

Ordering Options

Stainless Frame, Glass Door with Lock, Integrated Right Hinge, Professional Handle	MP24WDG5RS
Stainless Frame, Glass Door with Lock, Integrated Left Hinge, Professional Handle	MP24WDG5LS
Panel-Ready Framed Glass Door with Lock, Integrated Right Hinge (Handle Not Included)*	MP24WDF5RP
Panel-Ready Framed Glass Door with Lock, Integrated Left Hinge (Handle Not Included)*	MP24WDF5LP

*Easy installation! No panel kit required. Consult your cabinet maker for overlay panel and handle options.

WINE PRESERVATION
RECOMMENDED
BY SOMMELIERS



Source: New York Magazine



LIVE MARVELOUSLY TIP

If your palette favors red and white wines with equal enthusiasm, get the best of both with a Marvel Professional Dual Zone Wine Refrigerator. Highly recommended for storing many varieties of wine, you can host a wine tasting and pairing party or enjoy the selection all to yourself.



24" Marvel Professional High-Efficiency Single Zone Wine Refrigerator

Model # MP24WS

48-bottle precise wine preservation



Performance

- Dynamic cooling technology delivers rapid cool down, frost-free operation and precise temperature stability
- Vibration Neutralization System protects wine from agitation, allowing it to come to full maturation
- Thermal-efficient cabinet ensures optimum preservation and energy efficiency while maximizing capacity
- Argon-filled, UV-resistant tinted dual pane glass door protects contents from damaging ultraviolet light, while conserving energy
- Now even quieter operation thanks to exclusive design enhancements to buffer and minimize sound

Storage Capabilities

- 5.2 cu. ft. capacity, stores 48 bottles of wine total
 - Includes (5) 8-bottle smooth-glide full wine racks
 - Includes (2) 4-bottle smooth-glide half-depth wine racks
- Heavy-gauge wire wine racks are shaped to safely cradle each wine bottle
- Full-extension smooth-glide ball bearing shelf system prevents jarring

Touchpad Controls

- Multifunction Marvel Intuit Integrated Controls allow you to select a precise cabinet temperature from 40° F to 65° F
- Vacation mode conserves energy during times when unit is not in use

Aesthetics

- Soft-close integrated hinge provides a seamless zero clearance installation and a smooth gentle close
- At the touch of a button, change the interior light color to sapphire blue, amber glow, or arctic white
- Two-stage theater-style lighting offers full or half illumination
- Elegant midnight black interior
- Professional styling: stainless-steel-framed glass door, sturdy full-length handle, sleek stainless steel shelf fronts and stainless steel toe kick adjustable to 4" with leveling legs
- Finish options: stainless steel or overlay (panel ready)

Additional Convenience

- Close Door Assist System gently and automatically draws door to a close, ensuring door is never accidentally left ajar
- Door lock provides added safety and security
- 3-year parts and labor warranty, 5-year sealed system parts warranty

Ordering Options

Stainless Frame, Glass Door with Lock, Integrated Right Hinge, Professional Handle	MP24WSG5RS
Stainless Frame, Glass Door with Lock, Integrated Left Hinge, Professional Handle	MP24WSG5LS
Panel-Ready Framed Glass Door with Lock, Integrated Right Hinge (Handle Not Included)*	MP24WSF5RP
Panel-Ready Framed Glass Door with Lock, Integrated Left Hinge (Handle Not Included)*	MP24WSF5LP

*Easy installation! No panel kit required. Consult your cabinet maker for overlay panel and handle options.

Performance

- Dynamic cooling technology delivers rapid cool down, frost-free operation and precise temperature stability
- Vibration Neutralization System protects wine from agitation, allowing it to come to full maturation
- Thermal-efficient cabinet ensures optimum preservation and energy efficiency while maximizing capacity
- Argon-filled, UV-resistant tinted dual pane glass door protects contents from damaging ultraviolet light, while conserving energy
- Now even quieter operation thanks to exclusive design enhancements to buffer and minimize sound

Storage Capabilities

- 2.7 cu. ft. capacity, stores 24 bottles of wine total with (6) 4-bottle smooth-glide wine racks
- Heavy-gauge wire wine racks are shaped to safely cradle each wine bottle
- Full-extension smooth-glide ball bearing shelf system prevents jarring

Touchpad Controls

- Multifunction Marvel Intuit Integrated Controls allow you to select a precise cabinet temperature from 40° F to 65° F
- Vacation mode conserves energy during times when unit is not in use

Aesthetics

- Soft-close integrated hinge provides a seamless zero clearance installation and a smooth gentle close
- At the touch of a button, change the interior light color to sapphire blue, amber glow, or arctic white
- Two-stage theater-style lighting offers full or half illumination
- Elegant midnight black interior
- Professional styling: stainless-steel-framed glass door, sturdy full-length handle, sleek stainless steel shelf fronts and stainless steel toe kick adjustable to 4" with leveling legs
- Finish options: stainless steel or overlay (panel ready)

Additional Convenience

- Close Door Assist System gently and automatically draws door to a close, ensuring door is never accidentally left ajar
- Door lock provides added safety and security
- Filler kit available for 18" wide opening
- 3-year parts and labor warranty, 5-year sealed system parts warranty

Ordering Options

Stainless Frame, Glass Door with Lock, Integrated Right Hinge, Professional Handle	MP15WSG4RS
Stainless Frame, Glass Door with Lock, Integrated Left Hinge, Professional Handle	MP15WSG4LS
Panel-Ready Framed Glass Door with Lock, Integrated Right Hinge (Handle Not Included)*	MP15WSF4RP
Panel-Ready Framed Glass Door with Lock, Integrated Left Hinge (Handle Not Included)*	MP15WSF4LP

*Easy installation! No panel kit required. Consult your cabinet maker for overlay panel and handle options.

15" Marvel Professional High-Efficiency Single Zone Wine Refrigerator

Model # MP15WS

Slim, sophisticated 24-bottle wine preservation





Impeccably clear ice for the connoisseur

MARVEL PROFESSIONAL CLEAR ICE MACHINE WITH
*Tri-Color Illuminice*TM



Quiet Operation

Never to be outdone, we improved sound suppression and buffered operating noise to make Marvel Clear Ice Machines quieter than most dishwashers.



Unrivaled clarity and quality

Our fractional freezing process removes dissolved solids for pure, clear ice that won't impart flavor to your drinks. Other "clear ice" brands reuse residual water with high impurity content.



The optimal shape for faster, longer cooling

Engineered to the perfect size, shape and density for immediate cooling and slower melt, while taking up less space in your glass.

25%
ENERGY
SAVINGS

Energy-saving options

Eco IceTM and Vacation/Delay Start modes conserve up to 25% water and electricity.



Produces up to 39 lbs a day

That's the equivalent of nearly eight convenience-store bags of ice daily!



15" Marvel Professional Clear Ice Machine with Tri-Color Illuminice

Model # MP15CP



TRI-COLOR LIGHTING



Sapphire Blue Amber Glow Arctic White

Performance

- Discretely quiet operation
- Energy-saving options conserve water and energy
- Engineered to consistently produce pure, clear ice with unrivaled clarity, immediate cooling and slower melt
- Its uniform size and compact density prove to be the optimal shape to provide faster cooling, while taking up less space in your glass
- Produces up to 39 pounds of clear ice daily, the equivalent of nearly eight convenience-store bags of ice
- Streamlined componentry and single-connection water fitting for simple installation

Storage Capabilities

- Large-capacity bin stores 35 pounds of clear ice, while preserving quality and assuring fresh ice production
- Ice scoop holder included
- Easy-to-clean, hygienic interior surface

Touchpad Controls

- Marvel Intuit Integrated Controls feature all-new settings for ultimate programmability
- Eco Ice mode moderates ice production to conservative usage, saving 25% water (91 gallons monthly) and 25% energy (\$45 annually)**
- Delay Start/Vacation option automatically postpones operation by 1/4/6/8 (hour or day) intervals, preventing wasteful water and energy use
- Audible alerts and programmed cleaning reminders

Aesthetics

- Illuminice feature projects waterproof LED light through clear ice for a dazzling illumination effect
- At the touch of a button, change the interior light color to sapphire blue, amber glow, or arctic white
- Two-stage theater-style lighting offers full or half illumination
- Midnight black interior and the first-ever glass door option add drama to the ice presentation, perfect for entertaining
- Soft-close integrated hinge provides a seamless zero clearance installation and a smooth, gentle close
- Finish options: stainless steel (solid or glass door) or overlay (panel ready)*

Ordering Options

Factory Installed Pump

Solid Stainless Steel Door, Integrated Right Hinge, Professional Handle	MP15CPS3RS
Solid Stainless Steel Door, Integrated Left Hinge, Professional Handle	MP15CPS3LS
Stainless Steel Frame Glass Door, Integrated Right Hinge, Professional Handle	MP15CPG3RS
Stainless Steel Frame Glass Door, Integrated Left Hinge, Professional Handle	MP15CPG3LS
Panel-Ready Solid Overlay Door, Integrated Right Hinge (Handle Not Included)*	MP15CPP3RP
Panel-Ready Solid Overlay Door, Integrated Left Hinge (Handle Not Included)*	MP15CPP3LP

Accessories

Clear Ice Machine Cleaner, 4-oz bottle	\$41013789
--	------------

*Easy installation! No panel kit required. Consult your cabinet maker for overlay panel and handle options.



LIVE MARVELOUSLY TIP

Ice to a cocktail is what flame is to food – use it wisely, and the results can be phenomenal, use it incorrectly and you can completely alter a drink’s taste. Expert bartenders insist that ice is the most important ingredient in making a great cocktail and choosing the right kind can make or break your drink. The purer the ice, the better a drink will taste as the ice melts. And, clarity is the best indicator for purity, as is the case with the Marvel Professional Clear Ice Machine, considered the clearest, most pure ice available for residential use.

Additional Convenience

- Includes factory installed drain pump
- Close Door Assist System prevents energy loss by automatically drawing door to a gentle close
- Stainless steel toe kick adjustable to 4" with leveling legs
- 3-year parts and labor warranty, 5-year sealed system parts warranty

Proper Ice Machine Care

Each model is programmed with manufacturer-recommended cleaning reminders. To ensure maximum performance and ice quality, clean your ice machine once every 6 months or more depending on use and water quality. For Marvel-approved cleaning accessories, see Accessories.

Finish Options



Stainless Steel



Solid Stainless Steel



Solid Overlay (Panel Ready)*



**Based on national average of \$0.12 kWh at 100% operation
Note: Ice production rate optimal when ambient air and water temperature is at or below 72° F.



The energy-efficient collection of quality, craftsmanship and impeccable style

A classic throughout generations of industry leadership, the Marvel collection continues to uphold its hallmark standards of quality and signature features—attributes emblematic of the Marvel brand and what continues to propel our reputation and status as the undercounter product to be desired. It's the brand found in world-class sports stadiums, celebrity entertainment rooms and thousands of homes throughout North America. You'll see why in the pages that follow.

**Easy-to-Install
Overlay Panel
Options**



**Slim Designer
Handle**



**Most Versatile
Design Options**





24" Marvel Dual Zone Wine and Beverage Center with 3-in-1 Split Convertible Shelf

Model # ML24WB

Truly flexible, truly dual zone storage for wine and beverages

UPPER ZONE
Wine Storage
45° F to 60° F
Holds 16 wine bottles

LOWER ZONE
Beverage/Food Storage
34° F to 42° F
Holds as many as (112) 12-oz cans (64) longneck bottles



Performance

- Two independently-controlled temperature zones offers dual options for wine and beverage storage
- Upper zone environment is ideal for wine storage (45° F to 60° F) and the lower zone is designed for beverages and perishables (34° F to 42° F)
- Dynamic cooling technology delivers rapid cool down, frost-free operation and precise temperature stability
- Vibration Neutralization System protects wine from agitation, allowing it to come to full maturation
- Thermal-efficient cabinet ensures optimum preservation and energy efficiency while maximizing capacity
- Argon-filled, UV-resistant tinted dual pane glass door protects contents from damaging ultraviolet light, while conserving energy
- Now even quieter operation thanks to exclusive design enhancements to buffer and minimize sound

Storage Capabilities

- 5.1 total cu. ft.
 - 1.85 cu. ft. upper zone stores 16 bottles of wine on (2) 8-bottle roller-glide wine racks
- Heavy-gauge wire wine racks safely cradle each wine bottle
 - 3.27 cu. ft. lower zone can hold (112) 12-oz cans, (64) longneck bottles or an additional 6 wine bottles
 - 3-in-1 Split Convertible Shelf offers cantilevered glass shelving that converts to 3 or 6-bottle wine rack

Touchpad Controls

- Multifunction Marvel Intuit Integrated Controls feature convenient settings for the ultimate programmability and allow you to select a precise temperature for each zone
- Vacation mode conserves energy during times when the unit is not in use

Aesthetics

- Two-stage, arctic white theater-style LED lighting and midnight black interior
- Solid black shelf fronts
- Easy-to-install panel overlay option features soft-close integrated hinge for a truly flush fit with cabinetry
- Finish options: stainless steel or overlay (panel ready)

Additional Convenience

- Close Door Assist System gently and automatically draws door to a close, ensuring door is never accidentally left ajar
- Black toe kick adjustable to 4" with leveling legs
- 1-year parts and labor warranty, 5-year sealed system parts warranty

Finish



Stainless Steel

Framed Overlay (Panel Ready)*

Solid Overlay (Panel Ready)*



LIVE MARVELOUSLY TIP

Host the ultimate party with something for everyone. This versatile model can store a full selection of wine, beer, liquor, mixers, sodas, party platters and more.



Ordering Options

Stainless Frame Glass Door, Right Hinge	ML24WBG1RS
Stainless Frame Glass Door, Left Hinge	ML24WBG1LS
Panel-Ready Framed Glass Door, Integrated Right Hinge (Handle Not Included)*	ML24WBF2RP
Panel-Ready Framed Glass Door, Integrated Left Hinge (Handle Not Included)*	ML24WBF2LP
Panel-Ready Solid Overlay Door, Integrated Right Hinge	ML24WBP2RP
Panel-Ready Solid Overlay Door, Integrated Left Hinge	ML24WBP2LP

*Easy installation! No panel kit required. Consult your cabinet maker for overlay panel and handle options.



24" Marvel Beverage Refrigerator with 3-in-1 Split Convertible Shelf and MaxStore Bin

Model # ML24BR

Flexible 3-in-1 storage configurations of food, wine and beverage storage

Performance

- Dynamic cooling technology delivers rapid cool down, frost-free operation and precise temperature stability
- Argon-filled, UV-resistant tinted dual pane glass door protects contents from damaging ultraviolet light, while conserving energy
- Now even quieter operation thanks to exclusive design enhancements to buffer and minimize sound

Storage Capabilities

- 5.2 cu. ft. capacity, stores up to (162) 12-oz cans and/or 7 bottles of wine
- 3-in-1 Split Convertible Shelf offers cantilevered glass shelving, wine racks, or hybrid options
- Tall item storage: half-width interior shelf allows for high-clearance vertical storage
- MaxStore smooth-glide clear bin organizes loose, bulky items; capable of storing 15 lbs of produce, 4 wine bottles or 22 cans

Touchpad Controls

- Multifunction Marvel Intuit Integrated Controls allow you to select a precise cabinet temperature from 34° F to 42° F
- Vacation mode conserves energy during times when unit is not in use

Aesthetics

- Two-stage, arctic white theater-style LED lighting and midnight black interior
- Solid black-stained maple shelf fronts (natural maple available)
- Easy-to-install panel overlay option features soft-close integrated hinge for a truly flush fit with cabinetry
- Finish options: stainless steel, black or overlay (panel ready)

Additional Convenience

- Close Door Assist System gently and automatically draws door to a close, ensuring door is never accidentally left ajar
- Black toe kick adjustable to 4" with leveling legs
- 1-year parts and labor warranty, 5-year sealed system parts warranty

Ordering Options

Stainless Frame, Glass Door, Right Hinge, Stainless Designer Handle	ML24BRG2RS
Stainless Frame, Glass Door, Left Hinge, Stainless Designer Handle	ML24BRG2LS
Black Frame, Glass Door, Right Hinge, Stainless Designer Handle	ML24BRG2RB
Black Frame, Glass Door, Left Hinge, Stainless Designer Handle	ML24BRG2LB
Panel-Ready Framed Glass Door, Integrated Right Hinge (Handle Not Included)*	ML24BRF3RP
Panel-Ready Framed Glass Door, Integrated Left Hinge (Handle Not Included)*	ML24BRF3LP
Panel-Ready Solid Overlay Door, Integrated Right Hinge (Handle Not Included)*	ML24BRP3RP
Panel-Ready Solid Overlay Door, Integrated Left Hinge (Handle Not Included)*	ML24BRP3LP

*Easy installation! No panel kit required. Consult your cabinet maker for overlay panel and handle options.



3-in-1
SPLIT SHELF

3-in-1 Split Convertible Shelf


Choose glass shelving, wine rack with a Vibration Neutralization System or all-in-one configuration, allowing storage for 3, 4, or 7 wine bottles.



Glass Shelving



Glass Shelving and Wine Rack



Wine Rack



Finish Options



Stainless Steel



Framed Overlay (Panel Ready)*



Solid Overlay (Panel Ready)*



Black Frame



24" Marvel Beverage Center with Two 3-in-1 Split Convertible Shelves

Model # ML24BC

6-in-1 configurations of food, wine and beverage storage



LIVE MARVELOUSLY TIP
If you live in a household of beer drinkers and wine lovers, this model offers the most versatility between wine, beverage and food storage.



Finish Options



Stainless Steel



Framed Overlay (Panel Ready)*



Solid Overlay (Panel Ready)*

Performance

- Dynamic cooling technology delivers rapid cool down, frost-free operation and precise temperature stability
- Thermal-efficient cabinet ensures optimum preservation and energy efficiency while maximizing capacity
- Argon-filled, UV-resistant tinted dual pane glass door protects contents from damaging ultraviolet light, while conserving energy
- Now even quieter operation thanks to exclusive design enhancements to buffer and minimize sound

Storage Capabilities

- 5.5 cu. ft. capacity, stores up to (162) 12-oz cans and/or 18 wine bottles
- (2) 3-in-1 Split Convertible Shelves — cantilevered glass shelving converts to wine racks with a Vibration Neutralization System or both configurations all in one
- Roller-glide 4-bottle wine rack

Touchpad Controls

- Multifunction Marvel Intuit Integrated Controls allow you to select a precise cabinet temperature from 34° F to 42° F
- Vacation mode conserves energy during times when unit is not in use

Aesthetics

- Two-stage, arctic white theater-style LED lighting and midnight black interior
- Solid black-stained maple shelf fronts (natural maple available)
- Easy-to-install panel overlay option features soft-close integrated hinge for a truly flush fit with cabinetry
- Finish options: stainless steel or overlay (panel ready)

Additional Convenience

- Close Door Assist System gently and automatically draws door to a close, ensuring door is never accidentally left ajar
- Black toe kick adjustable to 4" with leveling legs
- 1-year parts and labor warranty, 5-year sealed system parts warranty

Ordering Options

Stainless Frame, Glass Door, Right Hinge, Stainless Designer Handle	ML24BCG1RS
Stainless Frame, Glass Door, Left Hinge, Stainless Designer Handle	ML24BCG1LS
Panel-Ready Framed Glass Door, Integrated Right Hinge (Handle Not Included)*	ML24BCF2RP
Panel-Ready Framed Glass Door, Integrated Left Hinge (Handle Not Included)*	ML24BCF2LP
Panel-Ready Solid Overlay Door, Integrated Right Hinge (Handle Not Included)*	ML24BCP2RP
Panel-Ready Solid Overlay Door, Integrated Left Hinge (Handle Not Included)*	ML24BCP2LP

*Easy installation! No panel kit required. Consult your cabinet maker for overlay panel and handle options.





15" Marvel Beverage Center

Model # ML15BC

Stores up to four 12-packs in one slim footprint



Finish Options



Stainless Steel



Framed Overlay (Panel Ready)*



Solid Overlay (Panel Ready)*



Black Frame

Performance

- Dynamic cooling technology delivers rapid cool down, frost-free operation and precise temperature stability
- Thermal-efficient cabinet ensures optimum preservation and energy efficiency while maximizing capacity
- Argon-filled, UV-resistant tinted dual pane glass door protects contents from damaging ultraviolet light, while conserving energy
- Now even quieter operation thanks to exclusive design enhancements to buffer and minimize sound

Storage Capabilities

- 2.7 cu. ft. capacity, stores (72) 12-oz cans and 3 wine bottles
- Black steel-framed glass shelves are cantilevered and fully adjustable
- Includes (1) 3-in-1 Convertible Shelf featuring removable glass pane with wine rack option
- Store food, beverages, or wine

Touchpad Controls

- Multifunction Marvel Intuit Integrated Controls allow you to select a precise cabinet temperature from 34° F to 42° F
- Vacation mode conserves energy during times when unit is not in use

Aesthetics

- Two-stage, arctic white theater-style LED lighting and midnight black interior
- Easy-to-install panel overlay option features soft-close integrated hinge for a truly flush fit with cabinetry
- Finish options: stainless steel, black or overlay (panel ready)

Additional Convenience

- Close Door Assist System gently and automatically draws door to a close, ensuring door is never accidentally left ajar
- Black toe kick adjustable to 4" with leveling legs
- Filler kit available for 18" wide opening
- 1-year parts and labor warranty, 5-year sealed system parts warranty

Ordering Options

Stainless Frame, Glass Door, Right Hinge, Stainless Designer Handle	ML15BCG2RS
Stainless Frame, Glass Door, Left Hinge, Stainless Designer Handle	ML15BCG2LS
Black Frame, Glass Door, Right Hinge, Stainless Designer Handle	ML15BCG2RB
Black Frame, Glass Door, Left Hinge, Stainless Designer Handle	ML15BCG2LB
Panel-Ready Framed Glass Door, Integrated Right Hinge (Handle Not Included)*	ML15BCF3RP
Panel-Ready Framed Glass Door, Integrated Left Hinge (Handle Not Included)*	ML15BCF3LP
Panel-Ready Solid Overlay Door, Integrated Right Hinge (Handle Not Included)*	ML15BCP3RP
Panel-Ready Solid Overlay Door, Integrated Left Hinge (Handle Not Included)*	ML15BCP3LP



*Easy installation! No panel kit required. Consult your cabinet maker for overlay panel and handle options.



15" Marvel All Refrigerator

Model # ML15RA

Extra refrigeration storage in a slim 15" footprint



Finish Options



Stainless Steel



Solid Overlay (Panel Ready)*



Black

Performance

- Dynamic cooling technology delivers rapid cool down, frost-free operation and precise temperature stability
- Thermal-efficient cabinet ensures optimum preservation and energy efficiency while maximizing capacity
- Now even quieter operation thanks to exclusive design enhancements to buffer and minimize sound

Storage Capabilities

- 2.7 cu. ft. capacity, stores (72) 12-oz cans
- (2) white steel-framed glass shelves are cantilevered and fully adjustable

Touchpad Controls

- Multifunction Marvel Intuit Integrated Controls allow you to select a precise cabinet temperature from 34° F to 42° F
- Vacation mode conserves energy during times when unit is not in use

Aesthetics

- Pristine white interior easily wipes clean
- Efficient arctic white LED lighting illuminates interior for better viewing
- Easy-to-install panel overlay option features soft-close integrated hinge for a truly flush fit with cabinetry
- Finish options: stainless steel, black or overlay (panel ready)

Additional Convenience

- Close Door Assist System gently and automatically draws door to a close, ensuring door is never accidentally left ajar
- Black toe kick adjustable to 4" with leveling legs
- Filler kit available for 18" wide opening
- 1-year parts and labor warranty, 5-year sealed system parts warranty

Ordering Options

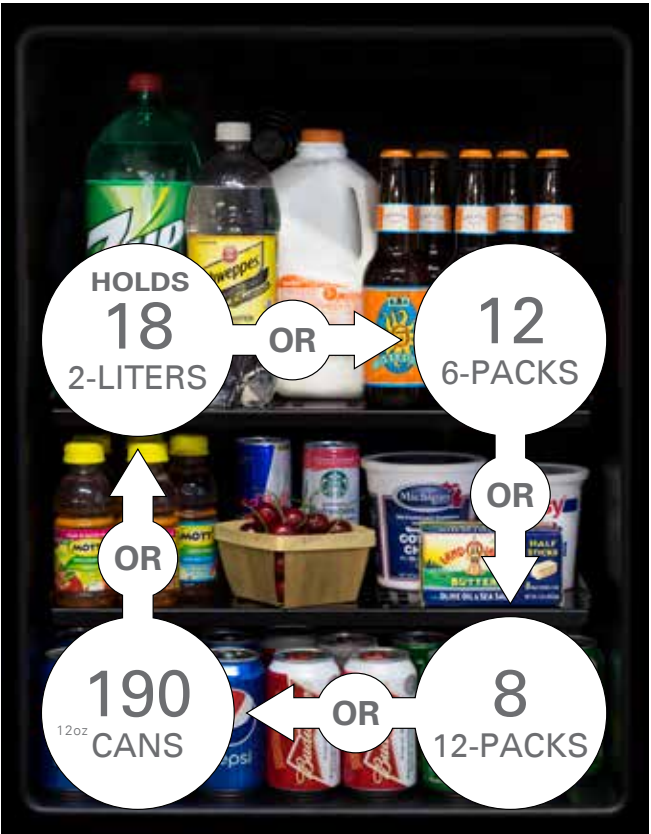
Solid Stainless Steel Door, Right Hinge, Stainless Designer Handle	ML15RAS1RS
Solid Stainless Steel Door, Left Hinge, Stainless Designer Handle	ML15RAS1LS
Solid Black Door, Right Hinge, Stainless Designer Handle	ML15RAS1RB
Solid Black Door, Left Hinge, Stainless Designer Handle	ML15RAS1LB
Panel-Ready Solid Overlay Door, Integrated Right Hinge (Handle Not Included)*	ML15RAP2RP
Panel-Ready Solid Overlay Door, Integrated Left Hinge (Handle Not Included)*	ML15RAP2LP

*Easy installation! No panel kit required. Consult your cabinet maker for overlay panel and handle options.

24" Marvel Beverage Center

Model # ML24BCG0

Maximum beverage storage for up to 190 cans!



Performance

- Thermal-efficient cabinet ensures optimum preservation and energy efficiency while maximizing capacity
- Argon-filled, UV-resistant tinted dual pane glass door protects contents from damaging ultraviolet light, while conserving energy
- Now even quieter operation thanks to exclusive design enhancements to buffer and minimize sound

Storage Capabilities

- 5.5 cu. ft. capacity, stores (190) 12-oz cans
- (2) cantilevered, fully adjustable FreshFlo black commercial-grade steel shelves
- Designed for maximum storage with full-depth shelves

Controls

- Marvel Prime Controls allow you to set cabinet temperature from 34° F to 42° F
- Audible alarms for door ajar and high/low temperature ensure your contents stay at optimal temperature

Aesthetics

- White incandescent display lighting and midnight black interior
- Finish: stainless steel

Additional Convenience

- Close Door Assist System gently and automatically draws door to a close, ensuring door is never accidentally left ajar
- Black toe kick adjustable to 4" with leveling legs
- 1-year parts and labor warranty, 5-year sealed system parts warranty

Ordering Options

Stainless Frame, Glass Door, Right Hinge, Stainless Designer Handle	ML24BCG0RS
Stainless Frame, Glass Door, Left Hinge, Stainless Designer Handle	ML24BCG0LS



LIVE MARVELOUSLY TIP

Keep up with your thirsty family with the Marvel Beverage Center, our highest capacity model. It doubles as extra food storage, too!



24" Marvel Refrigerated Drawers

Model # ML24RD

Convenient access, ultimate refrigeration capacity



LIVE MARVELOUSLY TIP
Busy mornings? Packing lunches can be fast and easy! On Sundays, simply organize your Marvel Refrigerated Drawers with pre-made, portioned food and throughout the week you'll have healthy lunch items ready to grab, bag and go.



Finish Options



Stainless Steel



Solid Overlay (Panel Ready)*



Black

Performance

- Dynamic cooling technology delivers rapid cool down, frost-free operation and precise temperature stability
- Thermal-efficient cabinet ensures optimum preservation and energy efficiency while maximizing capacity
- Now even quieter operation thanks to exclusive design enhancements to buffer and minimize sound

Storage Capabilities

- 5.0 cu. ft. capacity, stores (108) 12-oz cans in two large-capacity roller-glide drawers
- Adjustable grip divider included in top drawer to organize and secure contents

Touchpad Controls

- Multifunction Marvel Intuit Integrated Controls allow you to select a precise cabinet temperature from 34° F to 42° F
- Vacation mode conserves energy during times when unit is not in use

Aesthetics

- Specially designed for a truly flush fit with adjoining cabinetry
- Pristine white interior easily wipes clean
- Efficient arctic white LED lighting illuminates interior for better viewing
- Finish options: stainless steel, black or overlay (panel ready)

Additional Convenience

- Close Door Assist System gently and automatically brings drawers to a close, ensuring they're never accidentally left ajar
- Black toe kick adjustable to 4" with leveling legs
- 1-year parts and labor warranty, 5-year sealed system parts warranty

Ordering Options

Solid Stainless Steel Drawer Front, Stainless Designer Handle	ML24RDS3NS
Solid Black Drawer Front, Stainless Designer Handle	ML24RDS3NB
Panel-Ready Solid Overlay Drawer Front, (Handle Not Included)*	ML24RDP3NP

*Easy installation! No panel kit required. Consult your cabinet maker for overlay panel and handle options.






24" Marvel All Refrigerator with MaxStore Bin

Model # ML24RA

Convenient door storage included



Finish Options



Stainless Steel



Solid Overlay (Panel Ready)*



Black

Performance

- Dynamic cooling technology delivers rapid cool down, frost-free operation and precise temperature stability
- Thermal-efficient cabinet ensures optimum preservation and energy efficiency while maximizing capacity
- Now even quieter operation thanks to exclusive design enhancements to buffer and minimize sound

Storage Capabilities

- 5.1 cu. ft. capacity, stores (115) 12-oz cans
- MaxStore smooth-glide clear bin organizes loose, bulky items; capable of storing 15 lbs of produce, 4 wine bottles or 22 cans
- Tall item storage: half-width interior shelf and extra door storage allows for high-clearance vertical storage
- Also includes (1) cantilevered, fully adjustable white steel-framed glass shelf and (1) fixed steel-framed glass shelf

Touchpad Controls

- Multifunction Marvel Intuit Integrated Controls allow you to select a precise cabinet temperature from 34° F to 42° F
- Vacation mode conserves energy during times when unit is not in use

Aesthetics

- Pristine white interior easily wipes clean
- Efficient arctic white LED lighting illuminates interior for better viewing
- Easy-to-install panel overlay option features soft-close integrated hinge for a truly flush fit with cabinetry
- Finish options: stainless steel, black or overlay (panel ready)

Additional Convenience

- Close Door Assist System gently and automatically draws door to a close, ensuring door is never accidentally left ajar
- Black toe kick adjustable to 4" with leveling legs
- 1-year parts and labor warranty, 5-year sealed system parts warranty

Ordering Options

Solid Stainless Steel Door, Right Hinge, Stainless Designer Handle	ML24RAS2RS
Solid Stainless Steel Door, Left Hinge, Stainless Designer Handle	ML24RAS2LS
Solid Black Door, Right Hinge, Stainless Designer Handle	ML24RAS2RB
Solid Black Door, Left Hinge, Stainless Designer Handle	ML24RAS2LB
Panel-Ready Solid Overlay Door, Integrated Right Hinge*	ML24RAP3RP
Panel-Ready Solid Overlay Door, Integrated Left Hinge*	ML24RAP3LP

*Easy installation! No panel kit required. Consult your cabinet maker for overlay panel and handle options.

Performance

- Dynamic cooling technology delivers rapid cool down, frost-free operation and precise temperature stability
- Thermal-efficient cabinet ensures optimum preservation and energy efficiency while maximizing capacity
- Now even quieter operation thanks to exclusive design enhancements to buffer and minimize sound

Storage Capabilities

- 5.3 cu. ft. capacity, stores (190) 12-oz cans
- (2) cantilevered, fully adjustable FreshFlo white commercial-grade steel shelves
- Flat interior door allows for full-depth storage

Touchpad Controls

- Multifunction Marvel Intuit Integrated Controls allow you to select a precise cabinet temperature from 34° F to 42° F
- Vacation mode conserves energy during times when unit is not in use

Aesthetics

- Pristine white interior easily wipes clean
- Efficient arctic white LED lighting illuminates interior for better viewing
- Finish: stainless steel

Additional Convenience

- Close Door Assist System gently and automatically draws door to a close, ensuring door is never accidentally left ajar
- Black toe kick adjustable to 4" with leveling legs
- 1-year parts and labor warranty, 5-year sealed system parts warranty

Ordering Options

Solid Stainless Steel Door, Right Hinge, Stainless Designer Handle	ML24RAS1RS
Solid Stainless Steel Door, Left Hinge, Stainless Designer Handle	ML24RAS1LS



LIVE MARVELOUSLY TIP


Love Friday night pizza? Marvel can store even extra-large pizza boxes, perfect for keeping leftovers fresh to enjoy the next day!



24" Marvel All Refrigerator

Model # ML24RAS1

Max-capacity refrigeration storage



Finish



Stainless Steel



ML24RFS3RS



Performance

- Dynamic cooling technology delivers rapid cool down, frost-free operation and precise temperature stability
- Independent temperature control for each compartment
- Thermal-efficient cabinet ensures optimum preservation and energy efficiency while maximizing capacity
- Now even quieter operation thanks to exclusive design enhancements to buffer and minimize sound

Storage Capabilities

- 4.9 cu. ft. capacity, refrigerator stores (72) 12-oz cans
- MaxStore smooth-glide clear bin organizes loose, bulky items; capable of storing 15 lbs of produce, 4 wine bottles or 22 cans
- Self-closing freezer can store 12 pints of ice cream
- Crescent ice maker produces up to 7 lbs of ice in 24 hours and ice bucket stores 13 lbs of ice (select models)
- Also includes (2) half-width cantilevered, fully adjustable steel-framed glass shelves and (1) full width fixed position steel-framed glass shelf

Touchpad Controls

- Multifunction Marvel Intuit Integrated Controls ensure precise refrigeration temperature management from 34° F to 42° F and a freezer temperature between -6° F and 6° F to keep contents evenly frozen throughout
- Vacation mode conserves energy during times when unit is not in use

Aesthetics

- Pristine white interior easily wipes clean
- Efficient arctic white LED lighting illuminates interior for better viewing
- Easy-to-install panel overlay option features soft-close integrated hinge for a truly flush fit with cabinetry
- Finish options: stainless steel, black or overlay (panel ready)

Additional Convenience

- Close Door Assist System gently and automatically draws door to a close, ensuring door is never accidentally left ajar
- Black toe kick adjustable to 4" with leveling legs
- 1-year parts and labor warranty, 5-year sealed system parts warranty

Ordering Options:

Refrigerator + Freezer + Ice Maker	
Solid Stainless Steel Door, Right Hinge, Stainless Designer Handle†	ML24RIS4RS
Solid Stainless Steel Door, Left Hinge, Stainless Designer Handle†	ML24RIS4LS
Panel-Ready Solid Overlay Door, Integrated Right Hinge (Handle Not Included)*	ML24RIP5RP
Panel-Ready Solid Overlay Door, Integrated Left Hinge (Handle Not Included)*	ML24RIP5LP

*Easy installation! No panel kit required. Consult your cabinet maker for overlay panel and handle options.

† ENERGY STAR® Certified


24" Marvel Refrigerator and Freezer and MaxStore™ Bin

Model # ML24RF & ML24RI

Refrigerator + freezer + optional ice maker, all-in-one



Models available with ice maker capable of producing 7 lbs of ice per day (see ordering options)



Finish Options



Stainless Steel



Solid Overlay (Panel Ready)*

Ordering Options:

Refrigerator + Freezer (No Ice Maker)	
Solid Stainless Steel Door, Right Hinge, Stainless Designer Handle†	ML24RFS3RS
Solid Stainless Steel Door, Left Hinge, Stainless Designer Handle†	ML24RFS3LS
Panel-Ready Solid Overlay Door, Integrated Right Hinge (Handle Not Included)*	ML24RFP4RP
Panel-Ready Solid Overlay Door, Integrated Left Hinge (Handle Not Included)*	ML24RFP4LP




24" Marvel All Freezer

Model # ML24FA

Commercial-strength frozen food storage for your home



LIVE MARVELOUSLY TIP
Eat fruits and vegetables all year round by preserving them in your Marvel All Freezer to enjoy any time, no matter the season.



Finish Options



Stainless Steel



Solid Overlay (Panel Ready)*

Performance

- Tested to hold up to 200 lbs of frozen goods
- Dynamic cooling technology delivers rapid cool down, frost-free operation and precise temperature stability
- Adjustable FreshFlo stainless steel shelf helps efficiently circulate cold air and ensures even temperature stability
- Now even quieter operation thanks to exclusive design enhancements to buffer and minimize sound

Storage Capabilities

- 4.7 total cu. ft.
- Keep items organized and within easy reach with two commercial-grade chrome wire freezer bins on the fully extendable smooth-glide ball bearing system
- Also includes (1) full-width adjustable cantilevered FreshFlo stainless steel shelf (removable)

Touchpad Controls

- Multifunction Marvel Intuit Integrated Controls allow you to select a precise cabinet temperature from -10° F to 10° F to keep contents evenly frozen
- Vacation mode conserves energy during times when unit is not in use

Aesthetics

- Pristine white interior easily wipes clean
- Efficient arctic white LED lighting illuminates interior for better viewing
- Easy-to-install panel overlay option features soft-close integrated hinge for a truly flush fit with cabinetry
- Finish options: stainless steel or overlay (panel ready)

Additional Convenience

- Close Door Assist System gently and automatically draws door to a close, ensuring door is never accidentally left ajar
- Black toe kick adjustable to 4" with leveling legs
- 1-year parts and labor warranty, 5-year sealed system parts warranty

Ordering Options

Solid Stainless Steel Door, Right Hinge, Stainless Designer Handle	ML24FAS1RS
Solid Stainless Steel Door, Left Hinge, Stainless Designer Handle	ML24FAS1LS
Panel-Ready Solid Overlay Door, Integrated Right Hinge (Handle Not Included)*	ML24FAP2RP
Panel-Ready Solid Overlay Door, Integrated Left Hinge (Handle Not Included)*	ML24FAP2LP

*Easy installation! No panel kit required. Consult your cabinet maker for overlay panel and handle options.



STORES
UP TO **200** lbs
OF FROZEN GOODS
Commercial-Strength Food Storage





The Ideal Environment

Just like any living thing, environmental conditions play a critical role in wine development and maturation process, and Marvel Wine Refrigerators are engineered to provide the optimal environment for your special vintages.



Defends Against Light Damage

Light can affect the tannins in the wine, degrading the color and nose of your wine. The dual-pane, tinted, UV-resistant glass door on a Marvel Wine Refrigerator protects wine from light while artfully showcasing your bottles.



Neutralizes Vibrations

Wine does not like to be disturbed, as movement disrupts the sediment and unnaturally accelerates the aging process. Marvel Wine Refrigerators have a triple-layer Vibration Neutralization System (VNS) to protect your wine from damaging movement and heavy-gauge wire wine racks to safely cradle each wine bottle.



Here's the Science

Wine is a fragile and complex composition, and any physical and chemical changes in environment, particularly temperature, can greatly impact the delicate balance of ongoing chemical reactions that occur as oxygen enters the cork. And, the rate of the average chemical reaction increases with temperature. For example, a vintage wine that would normally require 10 years of careful aging may quickly become past its prime in months when stored too warm.

Marvel Wine Refrigerators ensure precise and accurate temperature stability, allowing your collection to gracefully come to full maturation, an attribute others can't deliver.



Access Wine Preservation Guides on the Marvel Blog

Visit marvelrefrigeration.com/blog for proper wine storage techniques, serving temperature charts by wine type and other tips.





Performance

- Two independently-controlled temperature compartments offer dual options for storing and serving: the top between 55° F and 62° F and the bottom between 45° F and 55° F
- Dynamic cooling technology delivers rapid cool down, frost-free operation and precise temperature stability
- Vibration Neutralization System protects wine from agitation, allowing it to come to full maturation
- Thermal-efficient cabinet ensures optimum wine preservation and energy efficiency while maximizing capacity
- Argon-filled, UV-resistant tinted dual pane glass door protects contents from damaging ultraviolet light
- Now even quieter operation thanks to exclusive design enhancements to buffer and minimize sound

Storage Capabilities

- 4.9 cu. ft. capacity, stores 40 bottles of wine: upper zone includes (3) 8-bottle roller-glide wine racks and lower zone includes (1) 8-bottle roller-glide wine rack and (2) 4-bottle half-depth roller-glide wine racks
- Heavy-gauge wire wine racks safely cradle each wine bottle

Touchpad Controls

- Multifunction Marvel Intuit Integrated Controls allow you to select a precise cabinet temperature for dual zones

Aesthetics

- Two-stage, white theater LED lighting and midnight black interior and natural maple shelf fronts, stainable to match cabinetry
- Easy-to-install panel overlay option features soft-close integrated hinge for a truly flush fit with cabinetry
- Finish options: stainless steel, black or overlay (panel ready)

Additional Convenience

- Close Door Assist System gently and automatically draws door to a close, ensuring door is never accidentally left ajar
- Black toe kick adjustable up to 4" with leveling legs
- 1-year parts and labor warranty, 5-year sealed system parts warranty

Ordering Options

Stainless Frame, Glass Door, Right Hinge, Stainless Designer Handle	ML24WDG3RS
Stainless Frame, Glass Door, Left Hinge, Stainless Designer Handle	ML24WDG3LS
Black Frame, Glass Door, Right Hinge, Stainless Designer Handle	ML24WDG3RB
Black Frame, Glass Door, Left Hinge, Stainless Designer Handle	ML24WDG3LB
Panel-Ready Framed Glass Door, Integrated Right Hinge (Handle Not Included)*	ML24WDF4RP
Panel-Ready Framed Glass Door, Integrated Left Hinge (Handle Not Included)*	ML24WDF4LP
Panel-Ready Solid Overlay Door, Integrated Right Hinge (Handle Not Included)*	ML24WDP4RP
Panel-Ready Solid Overlay Door, Integrated Left Hinge (Handle Not Included)*	ML24WDP4LP

*Easy installation! No panel kit required. Consult your cabinet maker for overlay panel and handle options.



24" Marvel High-Efficiency Dual Zone Wine Refrigerator


Model # ML24WD

The oenophile's match for precise dual wine preservation



LIVE MARVELOUSLY TIP

Not only can you store both reds and whites in separate, independently-controlled compartments, but you can also opt to program one for long-term storage and another for serving temperature.



Finish Options





24" Marvel High-Efficiency Gallery Single Zone Wine Refrigerator

Model # ML24WSG1

The artful way to showcase your wine collection



LIVE MARVELOUSLY TIP

For the wine collector, the Marvel Gallery Wine Refrigerator elegantly and securely displays bottles of all shapes and sizes – from slim dessert wine bottles to extra-large champagne and magnum bottles. And the angled gallery-style rack makes finding your favorite labels even easier.



Performance

- Dynamic cooling technology delivers rapid cool down, frost-free operation and precise temperature stability
- Vibration Neutralization System protects wine from agitation, allowing it to come to full maturation
- Thermal-efficient cabinet ensures optimum preservation and energy efficiency while maximizing capacity
- Argon-filled, UV-resistant tinted dual pane glass door protects contents from damaging ultraviolet light, while conserving energy
- Now even quieter operation thanks to exclusive design enhancements to buffer and minimize sound

Storage Capabilities

- 5.5 cu. ft. capacity, stores 27 bottles of wine
- Roller-glide shelf system including (2) 7-bottle gallery display racks to display your best wine, (1) 8-bottle roller-glide wine rack and (1) 5-bottle gallery display rack
- Heavy-gauge wire wine racks safely cradle each wine bottle

Touchpad Controls

- Multifunction Marvel Intuit Integrated Controls allow you to select a precise cabinet temperature from 40° F to 65° F
- Vacation mode conserves energy during times when unit is not in use

Aesthetics

- Sleek stainless-steel-framed glass door and designer handle
- Natural maple shelf fronts are stainable to match cabinetry
- Two-stage, white theater-style LED lighting and midnight black interior
- Finish: stainless steel

Additional Convenience

- Close Door Assist System gently and automatically draws door to a close, ensuring door is never accidentally left ajar
- Black toe kick adjustable to 4" with leveling legs
- 1-year parts and labor warranty, 5-year sealed system parts warranty

Ordering Options

Stainless Frame, Glass Door, Right Hinge, Stainless Designer Handle	ML24WSG1RS
Stainless Frame, Glass Door, Left Hinge, Stainless Designer Handle	ML24WSG1LS



Even Holds Champagne Bottles!





Performance

- Dynamic cooling technology delivers rapid cool down, frost-free operation and precise temperature stability
- Vibration Neutralization System protects wine from agitation, allowing it to come to full maturation
- Thermal-efficient cabinet ensures optimum wine preservation and energy efficiency while maximizing capacity
- Argon-filled, UV-resistant tinted dual pane glass door protects contents from damaging ultraviolet light
- Now even quieter operation thanks to exclusive design enhancements to buffer and minimize sound

Storage Capabilities

- 5.3 cu. ft. capacity, stores 45 bottles
 - (1) 5-bottle gallery wine tray with Vibration Neutralization System to display your best wine
 - (5) 8-bottle roller-glide heavy-gauge wire racks to safely cradle each wine bottle

Touchpad Controls

- Multifunction Marvel Intuit Integrated Controls allow you to select a precise cabinet temperature from 40° F to 65° F
- Vacation mode conserves energy during times when unit is not in use

Aesthetics

- Two-stage, white theater LED lighting and midnight black interior and natural maple shelf fronts, stainable to match cabinetry
- Easy-to-install panel overlay option features soft-close integrated hinge for a truly flush fit with cabinetry
- Finish options: stainless steel, black or overlay (panel ready)

Additional Convenience

- Close Door Assist System gently and automatically draws door to a close, ensuring door is never accidentally left ajar
- Black toe kick adjustable to 4" with leveling legs
- 1-year parts and labor warranty, 5-year sealed system parts warranty

Ordering Options

Stainless Frame, Glass Door, Right Hinge, Stainless Designer Handle	ML24WSG3RS
Stainless Frame, Glass Door, Left Hinge, Stainless Designer Handle	ML24WSG3LS
Black Frame, Glass Door, Right Hinge, Stainless Designer Handle	ML24WSG3RB
Black Frame, Glass Door, Left Hinge, Stainless Designer Handle	ML24WSG3LB
Panel-Ready Framed Glass Door, Integrated Right Hinge (Handle Not Included)*	ML24WSF4RP
Panel-Ready Framed Glass Door, Integrated Left Hinge (Handle Not Included)*	ML24WSF4LP
Panel-Ready Solid Overlay Door, Integrated Right Hinge (Handle Not Included)*	ML24WSP4RP
Panel-Ready Solid Overlay Door, Integrated Left Hinge (Handle Not Included)*	ML24WSP4LP

*Easy installation! No panel kit required. Consult your cabinet maker for overlay panel and handle options.



24" Marvel High-Efficiency Single Zone Wine Refrigerator

Model # ML24WS

45-bottle wine storage



LIVE MARVELOUSLY TIP

Love wine and parties? With the Marvel High-Efficiency Single Zone Wine Refrigerator, you'll relish in the finer things in life like more wine for special occasions, wine pairings, or quiet nights in.



Finish Options



Stainless Steel



Framed Overlay (Panel Ready)*



Solid Overlay (Panel Ready)*



Black Frame



15" Marvel High-Efficiency Single Zone Wine Refrigerator

Model # ML15WS

Energy and space-efficient wine preservation



Finish Options



Stainless Steel



Framed Overlay (Panel Ready)*



Solid Overlay (Panel Ready)*



Black Frame

Performance

- Dynamic cooling technology delivers rapid cool down, frost-free operation and precise temperature stability
- Vibration Neutralization System protects wine from agitation, allowing it to come to full maturation
- Thermal-efficient cabinet ensures optimum wine preservation and energy efficiency while maximizing capacity
- Argon-filled, UV-resistant tinted dual pane glass door protects contents from damaging ultraviolet light
- Now even quieter operation thanks to exclusive design enhancements to buffer and minimize sound

Storage Capabilities

- 2.7 cu. ft. capacity, stores 24 bottles of wine with (6) 4-bottle roller-glide wine racks
- Heavy-gauge wire wine racks safely cradle each wine bottle

Touchpad Controls

- Multifunction Marvel Intuit Integrated Controls allow you to select a precise cabinet temperature from 40° F to 65° F
- Vacation mode conserves energy during times when unit is not in use

Aesthetics

- Two-stage, white theater-style LED lighting, midnight black interior and natural maple shelf fronts, stainable to match cabinetry
- Easy-to-install panel overlay option features soft-close integrated hinge for a truly flush fit with cabinetry
- Finish options: stainless steel, black or overlay (panel ready)

Additional Convenience

- Close Door Assist System gently and automatically draws door to a close, ensuring door is never accidentally left ajar
- Black toe kick adjustable to 4" with leveling legs
- Filler kit available for 18" wide opening (see page 94)
- 1-year parts and labor warranty, 5-year sealed system parts warranty

Ordering Options

Stainless Frame, Glass Door, Right Hinge, Stainless Designer Handle	ML15WSG2RS
Stainless Frame, Glass Door, Left Hinge, Stainless Designer Handle	ML15WSG2LS
Black Frame, Glass Door, Right Hinge, Stainless Designer Handle	ML15WSG2RB
Black Frame, Glass Door, Left Hinge, Stainless Designer Handle	ML15WSG2LB
Panel-Ready Framed Glass Door, Integrated Right Hinge (Handle Not Included)*	ML15WSF3RP
Panel-Ready Framed Glass Door, Integrated Left Hinge (Handle Not Included)*	ML15WSF3LP
Panel-Ready Solid Overlay Door, Integrated Right Hinge (Handle Not Included)*	ML15WSP3RP
Panel-Ready Solid Overlay Door, Integrated Left Hinge (Handle Not Included)*	ML15WSP3LP

*Easy installation! No panel kit required. Consult your cabinet maker for overlay panel and handle options.



15" Marvel Single Zone Wine Refrigerator

Model # ML15WSG0

23-bottle wine preservation in a 15" footprint



Performance

- Thermal-efficient cabinet ensures optimum wine preservation and energy efficiency while maximizing capacity
- Tinted, UV-resistant glass protects wine from damaging ultraviolet light, while conserving energy
- Vibration Neutralization System protects wine from agitation, allowing it to come to full maturation
- Now even quieter operation thanks to exclusive design enhancements to buffer and minimize sound

Storage Capabilities

- 2.86 cu. ft. capacity, stores 23 bottles of wine
 - (5) 4-bottle roll-out wine shelves with heavy-gauge wire racks to safely cradle each wine bottle
 - (1) 3-bottle wine cradle

Temperature Controls

- Marvel Prime Controls allow you to set cabinet temperature from 40° F to 65° F

Aesthetics

- White incandescent display lighting and midnight black interior
- Sleek stainless-steel-framed glass door and designer handle
- Natural maple shelf fronts are stainable to match cabinetry
- Finish: stainless steel

Additional Convenience

- Close Door Assist System gently and automatically draws door to a close, ensuring door is never accidentally left ajar
- Black toe kick adjustable to 4" with leveling legs
- Filler kit available for 18" wide opening (see page 94)
- 1-year parts and labor warranty, 5-year sealed system parts warranty

Ordering Options

Stainless Frame Glass Door, Right Hinge Stainless Designer Handle	ML15WSG0RS
Stainless Frame Glass Door, Left Hinge Stainless Designer Handle	ML15WSG0LS

LIVE MARVELOUSLY TIP

Wine storage temperature is critical to the optimum preservation of your wine, and when set perfectly, you'll experience the full flavor, aroma and character your wine is capable of delivering to your palate.

See our Wine Storage Temperature Guide at marvelrefrigeration.com/blog.

Note: Door style varies from other Marvel models. For side-by-side installations, please confirm door dimensions.



Finish



Stainless Steel



24" Marvel Single Zone Wine Refrigerator

Model # ML24WSG0

Stores up to 45 bottles



Ordering Options

Stainless Frame Glass Door, Right Hinge Stainless Designer Handle	ML24WSG0RS
Stainless Frame Glass Door, Left Hinge Stainless Designer Handle	ML24WSG0LS
HumiDrawer™	42242728

Note: Door style varies from other Marvel models. For side-by-side installations, please confirm door dimensions.

Performance

- Thermal-efficient cabinet ensures optimum wine preservation and energy efficiency while maximizing capacity
- Argon-filled, UV-resistant tinted dual pane glass door protects contents from damaging ultraviolet light, while conserving energy
- Vibration Neutralization System protects wine from agitation, allowing it to come to full maturation
- Now even quieter operation thanks to exclusive design enhancements to buffer and minimize sound

Storage Capabilities

- 6.4 cu. ft. capacity, stores 45 bottles of wine including (1) 7-bottle display wine rack, (4) 8-bottle roll-out wine racks, and (1) 6-bottle wine cradle
- Heavy-gauge wire wine racks safely cradle each wine bottle
- Wire wine racks easily pull out to access your collection

Temperature Controls

- Marvel Prime Controls allow you to set cabinet temperature from 40° F to 65° F

Aesthetics

- White incandescent display lighting and midnight black interior
- Sleek stainless-steel-framed glass door and designer handle
- Natural maple shelf fronts are stainable to match cabinetry
- Finish: stainless steel

Additional Convenience

- Close Door Assist System gently and automatically draws door to a close, ensuring door is never accidentally left ajar
- Black toe kick adjustable to 4" with leveling legs
- 1-year parts and labor warranty, 5-year sealed system parts warranty



HumiDrawer™ Fine Cigar Storage

Designed exclusively for the 24" Marvel Single Zone Wine Refrigerator (ML24WSG0), the Marvel HumiDrawer™ is handcrafted Spanish Cedar, recommended for fine cigar storage. Smooth Spanish Cedar dividers are adjustable into four compartments to accommodate as many as 200 cigars from 5" to 8" in length. The humidification system is discretely located, and built-in closures solidly seal the chamber.

Performance

- Now produces up to 25 lbs of crescent ice per day
- Minimizes water usage, only 3 gallons average daily rate
- Daily ice production rate nearly 4x greater than standard household ice maker
- Crescent ice cube dimensions: 1/2" W x 3/4" H x 2 1/4" L

Storage Capabilities

- Stores 25 lbs of crescent ice
- Removable ice bin for convenient access and easier cleaning

Aesthetics

- Easy-to-install panel overlay option
- Finish options: stainless steel, black or overlay (panel ready)

Additional Convenience

- No pump or drain required
- Field reversible hinge for added flexibility
- On/Off switch within quick reach at the front of the unit
- Four 1" leveling legs are independently adjustable for precise built-in installation
- 1-year parts and labor warranty, 5-year sealed system parts warranty

Ordering Options

Solid Stainless Steel Door, Field Reversible Hinge, Stainless Designer Handle	ML15CRS1XS
Solid Black Door, Field Reversible Hinge, Black Designer Handle	ML15CRS1XB
Panel-Ready Solid Overlay Door, Field Reversible Hinge (Handle Not Included)*	ML15CRP1XP


*Easy installation! No panel kit required. Consult your cabinet maker for overlay panel and handle options.



15" Marvel Crescent Ice Machine

Model # ML15CR

15 lbs of crescent ice storage,
no pump or drain required





MARVEL CLEAR ICE MACHINE WITH
Arctic White Illuminice™



15" Marvel Clear Ice Machine
with Arctic White Illuminice

Model # ML15CL & ML15CP

Performance

- The quietest ice machine you can buy
- Energy-saving options conserve water and energy
- Engineered to consistently produce pure, clear ice with unrivaled clarity, immediate cooling and slower melt
- Its uniform size and compact density prove to be the optimal shape to provide faster cooling, while taking up less space in your glass
- Produces up to 39 pounds of clear ice daily, the equivalent of nearly eight convenience-store bags of ice
- Streamlined componentry and single-connection water fitting for simple installation

Storage Capabilities

- Large-capacity bin stores 35 pounds of clear ice, while preserving quality and assuring fresh ice production
- Easy-to-clean, hygienic interior surface

Touchpad Controls

- Marvel Intuit Integrated Controls feature all-new settings for ultimate programmability
- Eco Ice mode moderates ice production to conservative usage, saving 25% water (91 gallons monthly) and 25% energy (\$45 annually)**
- Delay Start/Vacation option automatically postpones operation by 1/4/6/8 (hour or day) intervals, preventing wasteful water use
- Audible alerts and programmed cleaning reminders

Aesthetics

- Illuminice feature projects arctic white LED light through clear ice for a dazzling illumination effect
- First-ever glass door model adds drama to entertaining at home
- Easy-to-install panel-ready option includes soft-close integrated hinge
- Finish options: stainless steel, black or overlay panel

Additional Convenience

- Close Door Assist System prevents energy loss by automatically drawing door to a gentle close
- Black toe kick adjustable to 4" with leveling legs
- 1-year parts and labor warranty, 5-year sealed system parts warranty (see owner's guide for details)

Ordering Options


Gravity Drain Applications	
Solid Stainless Steel Door, Right Hinge	ML15CLS2RS
Solid Stainless Steel Door, Left Hinge	ML15CLS2LS
Stainless Frame, Glass Door, Right Hinge	ML15CLG2RS
Stainless Frame, Glass Door, Left Hinge	ML15CLG2LS
Solid Black Door, Right Hinge	ML15CLS2RB
Solid Black Door, Left Hinge	ML15CLS2LB
Panel-Ready Solid Overlay Door, Integrated Right Hinge*	ML15CLP3RP
Panel-Ready Solid Overlay Door, Integrated Left Hinge*	ML15CLP3LP

Factory Installed Pump	
Solid Stainless Door, Right Hinge	ML15CPS2RS
Solid Stainless Door, Left Hinge	ML15CPS2LS
Stainless Frame, Glass Door, Right Hinge	ML15CPG2RS
Stainless Frame, Glass Door, Left Hinge	ML15CPG2LS
Solid Black Door, Right Hinge	ML15CPS2RB
Solid Black Door, Left Hinge	ML15CPS2LB
Panel-Ready Solid Overlay Door, Integrated Right Hinge*	ML15CPP3RP
Panel-Ready Solid Overlay Door, Integrated Left Hinge*	ML15CPP3LP

Accessories	
Clear Ice Machine Cleaner, 4-oz bottle	S41013789

*Easy installation! No panel kit required. Consult your cabinet maker for overlay panel and handle options.

**Based on national average of \$0.12 kWh at 100% operation
Note: Ice production rate optimal when ambient air and water temperature is at or below 72° F.



LIVE MARVELOUSLY TIP

Much like a fine chocolatier slowly tempers chocolate to a solid state for the best quality and flavor, Marvel Clear Ice employs a fractional freezing process to create high-density, slow-melting ice with the ultimate clarity and purity. As water runs over the cold plate, pure water freezes first. Dissolved solids are carried away into the water reservoir, giving you crystal-clear ice that cools your drinks without affecting the flavor.

Proper Ice Machine Care

Each model is programmed with manufacturer-recommended cleaning reminders. To ensure maximum performance and ice quality, clean your ice machine once every 6 months or more depending on use and water quality. For Marvel-approved cleaning products, see Accessories.



Finish Options



24" Marvel Dispensers
for Beer or Wine

Model # ML24BN

The World’s Most Versatile
Dispenser Now for Beer or Wine!



Performance

- Dynamic cooling technology delivers rapid cool down, frost-free operation and precise temperature stability
- Integrated drain system keeps spillage under control and removable components make for easier cleaning
- Double-insulated tower reduces foam on pour and prevents condensation
- Now even quieter operation thanks to exclusive design enhancements to buffer and minimize sound

Storage Capabilities

- 5.7 cu. ft. capacity
- The only dispenser that can store half kegs, tall quarter kegs, pony kegs, sixth barrels, Cornelius kegs, growlers, bottles or cans
- Lo-Boy coupler makes it easier to store, tap and swap out tall U.S. type D half barrels
- (2) stow-on-board, commercial-grade stainless-steel shelves convert unit to a full refrigerator to store perishables
- Secure CO₂ tank storage area and drain basin
- Anti-scuff interior floor shield and stainless steel threshold protect against cabinet wear and tear from loading and unloading kegs
- Rear port gives external CO₂ tank option

Touchpad Controls

- Multifunction Marvel Intuit Integrated Controls allow you to select a precise cabinet temperature from 34° F to 60° F

Aesthetics

- Finished cabinet for built-in or freestanding installation
- Beer and wine dispenser kits with single or twin tap options
- Easy-to-install panel overlay option features soft-close integrated hinge for a truly flush fit with cabinetry
- Finish options: stainless steel, black or overlay (panel ready)

Additional Convenience

- Close Door Assist System gently and automatically draws door to a close, ensuring door is never accidentally left ajar
- Black toe kick adjustable to 4" with leveling legs
- 1-year parts and labor warranty, 5-year sealed system parts warranty

Ordering Options

STEP 1: CHOOSE YOUR BASE	
Built-in Cabinet, Stainless Steel Door, Right Hinge	ML24BNS2RS
Built-in Cabinet, Stainless Steel Door, Left Hinge	ML24BNS2LS
Built-in Cabinet, Black Door, Right Hinge	ML24BNS2RB
Built-in Cabinet, Black Door, Left Hinge	ML24BNS2LB
Built-in Cabinet, Panel Ready Door, Right Hinge	ML24BNP3RP
Built-in Cabinet, Panel Ready Door, Left Hinge	ML24BNP3LP

*Easy installation! No panel kit required. Consult your cabinet maker for overlay panel and handle options.

STEP 2: SELECT YOUR STORAGE STYLE	
Wine Single Tap Kit with Nitro Tank and Fittings*	S42418647-ACCY
Wine Twin Tap Kit with Nitro Tank and Fittings*	S42418648-ACCY
Beer Single Tap Kit with CO2 Tank and Fittings*	S42418645-ACCY
Beer Twin Tap Kit with CO2 Tank and Fittings*	S42418646-ACCY

* Kit includes: Tower/Tap, Regulator, Low Boy Coupler, Gas Hose, Hose Clamps, Faucet Wrench, Tower Gasket, Tower Mounting Screws, Gas Tank



Finish Options



Stainless Steel



Solid Overlay (Panel Ready)*



Black

4-IN-1 STORAGE



Half Barrel



Tall Quarter Barrel or Pony Keg with Beverage Storage



Two Sixth Barrels or Cornelius Kegs



Full Beverage Storage



Low Profile Series

ADA Height Models

We offer models ideal for ADA-height* installations, universal design applications and areas with limited space or thick flooring. Marvel is a leading choice of world-class sports and entertainment venues, hotels, hospitals and medical facilities, and other premium hospitality installations across America.

"These units are bulletproof! We purchased 500 of Marvel's refrigerators when cell phones were still bricks, and they are still in excellent running condition today!"

- Andrew T, Chief Engineer of JW Marriott

Slim Designer Handle



Low Profile ADA Height



Easy-to-Install Overlay Panel Options



*Americans with Disabilities Act



24" Marvel Low Profile Beverage Refrigerator

Model # MA24BRG3

Versatile refrigeration storage, universal installation



Performance

- Dynamic cooling technology delivers rapid cool down, frost-free operation and precise temperature stability
- Thermal-efficient cabinet ensures optimum food preservation and energy efficiency while maximizing capacity
- Argon-filled, UV-resistant tinted dual pane glass door protects contents from damaging ultraviolet light, while conserving energy
- Now even quieter operation thanks to exclusive design enhancements to buffer and minimize sound

Storage Capabilities

- 4.9 cu. ft. capacity, stores (95) 12-oz cans and/or (7) wine bottles
- 3-in-1 Split Convertible Shelf with cantilevered glass shelving converts to a wine rack with Vibration Neutralization System or offers both configurations all in one
- Tall item storage: half-width interior shelf allows for high-clearance vertical storage
- MaxStore smooth-glide clear bin organizes loose, bulky items; capable of storing 15 lbs of produce, 4 wine bottles or 22 cans

Touchpad Controls

- Multifunction Marvel Intuit Integrated Controls allow you to select a precise cabinet temperature from 34° F to 42° F
- Vacation mode conserves energy during times when unit is not in use

Aesthetics

- Two-stage, arctic white theater-style LED lighting and midnight black interior
- Sleek stainless steel door, black steel-framed shelving and stainless-steel designer handle
- Finish: stainless steel

Additional Convenience

- Low profile, ADA-compliant height allows for universal installation applications
- Close Door Assist System gently and automatically draws door to a close, ensuring door is never accidentally left ajar
- Door lock provides added safety and security
- Black toe kick adjustable to 4" with leveling legs
- 1-year parts and labor warranty, 5-year sealed system parts warranty

Ordering Options

Stainless Frame, Glass Door with Lock, Right Hinge, Stainless Designer Handle	MA24BRG3RS
Stainless Frame, Glass Door with Lock Left Hinge, Stainless Designer Handle	MA24BRG3LS

Performance

- Dynamic cooling technology delivers rapid cool down, frost-free operation and precise temperature stability
- FreshFlo commercial-grade cantilevered steel shelves are perforated to allow cool air to efficiently circulate throughout the cabinet
- Thermal-efficient cabinet ensures optimum food preservation and energy efficiency while maximizing capacity
- Argon-filled, UV-resistant tinted dual pane glass door protects contents from damaging ultraviolet light, while conserving energy
- Now even quieter operation thanks to exclusive design enhancements to buffer and minimize sound

Storage Capabilities

- 4.9 cu. ft. capacity, stores (95) 12-oz cans and/or (18) wine bottles
- (2) cantilevered, full-width FreshFlo black commercial-grade shelves

Touchpad Controls

- Multifunction Marvel Intuit Integrated Controls allow you to select a precise cabinet temperature from 34° F to 42° F
- Vacation mode conserves energy during times when unit is not in use

Aesthetics

- Two-stage, arctic white theater-style LED lighting and midnight black interior
- Finish: stainless steel

Additional Convenience

- Low profile, ADA-compliant height allows for universal installation applications
- Close Door Assist System gently and automatically draws door to a close, ensuring door is never accidentally left ajar
- Door lock provides added safety and security
- Black toe kick adjustable to 4" with leveling legs
- 1-year parts and labor warranty, 5-year sealed system parts warranty

Ordering Options

Stainless Frame, Glass Door with Lock, Right Hinge, Stainless Designer Handle	MA24BCG1RS
Stainless Frame, Glass Door with Lock, Left Hinge, Stainless Designer Handle	MA24BCG1LS



24" Marvel Low Profile Beverage Center

Model # MA24BCG1

Maximum beverage storage, including up to 18 bottles of wine





24" Marvel Low Profile All Refrigerator with MaxStore Bin

Model # MA24RA

Versatile refrigeration storage, universal installation



Finish Options



Stainless Steel



Solid Overlay (Panel Ready)*



Black

Performance

- Dynamic cooling technology delivers rapid cool down, frost-free operation and precise temperature stability
- Now even quieter operation thanks to exclusive design enhancements to buffer and minimize sound

Storage Capabilities

- 4.6 cu. ft. capacity, stores (118) 12-oz cans
- (1) full-width and (1) half-width cantilevered, fully adjustable white steel-framed glass shelves and (1) fixed white steel-framed glass shelf
- Tall item storage: half-width interior shelf allows for high-clearance vertical storage
- MaxStore smooth-glide clear bin organizes loose, bulky items; capable of storing 15 lbs of produce, 4 wine bottles or 22 cans

Touchpad Controls

- Multifunction Marvel Intuit Integrated Controls allow you to select a precise cabinet temperature from 34° F to 42° F
- Vacation mode conserves energy during times when unit is not in use

Aesthetics

- Pristine white interior easily wipes clean and efficient arctic white LED lighting illuminates interior for better viewing
- Easy-to-install panel overlay option features soft-close integrated hinge for a truly flush fit with cabinetry
- Finish options: stainless steel, black or overlay (panel ready)

Additional Convenience

- Low profile, ADA-compliant height allows for universal installation applications
- Close Door Assist System gently and automatically draws door to a close, ensuring door is never accidentally left ajar
- Black toe kick adjustable to 4" with leveling legs
- 1-year parts and labor warranty, 5-year sealed system parts warranty

Ordering Options

Solid Stainless Steel Door with Lock, Right Hinge, Stainless Designer Handle	MA24RAS2RS
Solid Stainless Steel Door with Lock, Left Hinge, Stainless Designer Handle	MA24RAS2LS
Solid Black Door with Lock, Right Hinge, Stainless Designer Handle	MA24RAS2RB
Solid Black Door with Lock, Left Hinge, Stainless Designer Handle	MA24RAS2LB
Panel-Ready Solid Overlay Door with Lock, Integrated Right Hinge (Handle Not Included)*	MA24RAP3RP
Panel-Ready Solid Overlay Door with Lock, Integrated Left Hinge (Handle Not Included)*	MA24RAP3LP


*Easy installation! No panel kit required. Consult your cabinet maker for overlay panel and handle options.



24" Marvel Low Profile All Refrigerator

Model # MA24RAS1

Full-depth refrigeration storage: stores as many as 190 cans!



Performance

- Dynamic cooling technology delivers rapid cool down, frost-free operation and precise temperature stability
- Now even quieter operation thanks to exclusive design enhancements to buffer and minimize sound

Storage Capabilities

- 4.7 cu. ft. capacity, stores (190) 12-oz cans
- (2) cantilevered, fully adjustable FreshFlo white commercial-grade steel shelves

Touchpad Controls

- Multifunction Marvel Intuit Integrated Controls allow you to select a precise cabinet temperature from 34° F to 42° F
- Vacation mode conserves energy during times when unit is not in use

Aesthetics

- Pristine white interior easily wipes clean and efficient arctic white LED lighting illuminates interior for better viewing
- Finish: stainless steel

Additional Convenience

- Low profile, ADA-compliant height allows for universal installation applications
- Close Door Assist System gently and automatically draws door to a close, ensuring door is never accidentally left ajar
- Black toe kick adjustable to 4" with leveling legs
- 1-year parts and labor warranty, 5-year sealed system parts warranty

Ordering Options

Solid Stainless Steel Door with Lock, Right Hinge, Stainless Designer Handle	MA24RAS1RS
Solid Stainless Steel Door with Lock, Left Hinge, Stainless Designer Handle	MA24RAS1LS

LIVE MARVELOUSLY TIP

Marvel Low Profile models expand their application beyond ADA height installations – their 31" height makes them an ideal fit in restoration projects, allowing adequate room to preserve traditionally thicker historic flooring and still fit beautifully under counter height.



Finish




Stainless Steel



15" Marvel Low Profile Clear Ice Machine with Arctic Illuminice Lighting

Model # MA15CL & MA15CP

Brilliant crystal-clear ice, universal installation



Finish Options



Stainless Steel



Solid Overlay (Panel Ready)*

Performance

- Discretely quiet operation
- Energy-saving options conserve water and electricity
- Engineered to consistently produce pure, clear ice with unrivaled clarity, immediate cooling and slower melt
- Produces up to 39 pounds of clear ice daily, the equivalent of nearly eight convenientce-store ice bags
- Close Door Assist System prevents energy loss by automatically drawing door to a gentle close
- Streamlined componentry and single-connection water fitting for simple installation

Storage Capabilities

- Large-capacity bin stores 35 pounds of clear ice

Touchpad Controls

- Multifunction Marvel Intuit™ Integrated Controls adapt ice production to usage needs
- Eco Ice mode moderates ice production to conservative usage, saving 25% water (91 gallons monthly) and 25% energy (\$45 annually)**
- Audible alerts and programmed cleaning reminders

Aesthetics

- Illuminice feature projects arctic white LED lighting through clear ice for a dazzling illumination effect
- High-efficiency, low-maintenance condenser design for built-in zero clearance installations
- Finish options: stainless steel or overlay (panel ready)

Additional Convenience

- Low profile, ADA height allows for universal installation applications
- Black toe kick adjustable to 4" with leveling legs
- 1-year parts and labor warranty, 5-year sealed system parts warranty

Ordering Options

Gravity Drain Applications		
Solid Stainless Steel Door, Right Hinge		MA15CLS2RS
Solid Stainless Steel Door, Left Hinge		MA15CLS2LS
Panel-Ready Solid Overlay Panel Door, Right Hinge*		MA15CLP2RP
Panel-Ready Solid Overlay Panel Door, Left Hinge*		MA15CLP2LP
Factory Installed Pump		
Solid Stainless Door, Right Hinge		MA15CPS2RS
Solid Stainless Door, Left Hinge		MA15CPS2LS
Panel-Ready Solid Overlay Panel Door, Right Hinge*		MA15CPP2RP
Panel-Ready Solid Overlay Panel Door, Left Hinge*		MA15CPP2LP
Accessories		
Clear Ice Machine Cleaner, 4-oz bottle		S41013789

*Easy installation! No panel kit required. Consult your cabinet maker for overlay panel and handle options.

**Based on national average of \$0.12 kWh at 100% operation
Note: Ice production rate optimal when ambient air and water temperature is at or below 72° F.



15" Marvel Low Profile Crescent Ice Machine ADA Height

Model # MA15CRS1



Performance

- Now produces up to 25 lbs of crescent ice per day
- Minimizes water usage, only 3 gallons average daily rate
- Daily ice production rate nearly 4x greater than standard household ice maker
- Crescent ice cube dimensions: 1/2" W x 3/4" H x 2 1/4" L

Storage Capabilities

- Stores 25 lbs of crescent ice
- Removable ice bin for convenient access and easier cleaning

Aesthetics

- Easy-to-install panel overlay option
- Finish options: stainless steel

Additional Convenience

- No pump or drain required
- Field reversible hinge for added flexibility
- On/Off switch within quick reach at the front of the unit
- Four 1" leveling legs are independently adjustable for precise built-in installation
- 1-year parts and labor warranty, 5-year sealed system parts warranty

Ordering Options

Solid Stainless Steel Door, Field Reversible Hinge, Stainless Designer Handle	MA15CRS1XS
---	------------

Performance

- Now produces up to 23 lbs of crescent ice per day
- Minimizes water usage, only 3 gallons average daily rate
- Daily ice production rate nearly 4x greater than standard householdice maker
- Crescent ice cube dimensions: 1/2" W x 3/4" H x 2 1/4" L

Storage Capabilities

- Stores 12 lbs of crescent ice
- Removable ice bin for convenient access and easier cleaning

Aesthetics

- Finish options: stainless steel or black

Additional Convenience

- No pump or drain required
- Field reversible hinge for added flexibility
- On/Off switch within quick reach at the front of the unit
- 1-year parts and labor warranty, 5-year sealed system parts warranty

Ordering Options

Solid Stainless Steel Door, Field Reversible Hinge, Stainless Designer Handle	MA15CRSCXS
Solid Black Door, Field Reversible Hinge, Stainless Designer Handle	MA15CRSCXB



14" Marvel Compact Crescent Ice Machine

Model # MA14CRSC



Finish Options



Stainless Steel



Black



*Certified for Outdoor Safety
and Tested for Performance*

Outdoor kitchens demand a higher level of durability, reliability and performance from the appliances chosen for the strenuous job. That's why world-class Marvel Outdoor is certified for outdoor use and tested to endure the elements like rain, corrosion, humidity and temperatures as high as 115° F. Plus, each is engineered with Dynamic cooling technology to precise temperature stability and rapid cool down proven to cool nearly 2x faster than other outdoor models.

Designed for the elements. Tested to endure.



Rain



Corrosion



High
Temperature



High
Humidity



Commercial Grade
Power Cord

Energy-efficient
appliances with
precise temperature
management



Corrosion-resistant
stainless steel
exterior, sturdy
pro-style handle
and rugged toe kicks



Security locks
standard on all
refrigerators and
dispensers





24" Marvel Outdoor All Freezer

Model # MO24FA

Cool down on hot summer days with frozen treats within fingers' reach



Performance

- Certified for outdoor use to withstand elements like rain, corrosion, high humidity and temperatures as high as 115° F
- Tested to hold up to 200 lbs of frozen goods
- Dynamic cooling technology delivers rapid cool down, frost-free operation and precise temperature stability
- FreshFlo stainless steel shelf helps efficiently circulate cold air and ensures even temperature stability
- Now even quieter operation thanks to exclusive design enhancements to buffer and minimize sound

Storage Capabilities

- 4.7 total cu. ft.
- Keep items organized and within easy reach with two commercial-grade chrome wire freezer bins on the fully extendable smooth-glide ball bearing system
- (1) full-width adjustable cantilever FreshFlo stainless steel shelf (removable)

Temperature Controls

- Marvel Prime controls for precise, frost-free temperature management between -10° and 10° F
- Audible alarms for door ajar and high/low temperature ensure your contents stay at optimal temperature

Aesthetics

- Pristine white interior easily wipes clean and efficient arctic white LED lighting illuminates interior for better viewing
- Corrosion-resistant stainless steel exterior, sturdy pro-style handle and rugged stainless steel toe kick
- Finish: stainless steel

Additional Convenience

- Door lock provides added safety and security
- Close Door Assist System gently and automatically draws door to a close, ensuring door is never accidentally left ajar
- Stainless steel toe kick adjustable to 4" with leveling legs
- 1-year parts and labor warranty, 5-year sealed system parts warranty

Ordering Options

Solid Stainless Steel Door with Lock, Right Hinge	MO24FAS1RS
Solid Stainless Steel Door with Lock, Left Hinge	MO24FAS1LS

LIVE MARVELOUSLY TIP

Take reprieve from the summer heat with a Marvel Outdoor Freezer, capable of storing a robust selection of frozen treats, like ice-cold popsicles or frozen drinks of the adult variety. Or freeze grapes or yogurt as a healthy alternative to refresh and cool off.



Performance

- Certified for outdoor use to withstand elements like rain, corrosion, high humidity and heat
- Tested to perform in temperatures as high as 115° F
- Dynamic cooling technology delivers rapid cool down, frost-free operation and precise temperature stability
- Thermal-efficient insulated cabinet ensures optimum energy efficiency and cooling performance

Storage Capabilities

- Refrigerator's 3.9 cu. ft. holds up to (72) 12-oz cans
- Interior 1 cu. ft. freezer with self-closing door is large enough to hold up to 12 pints of ice cream
- Optional ice maker kit available to produce and store up to 13 lbs of crescent ice (accessory part #S42418151, field installable)
- (2) partial-width cantilevered, fully adjustable FreshFlo commercial-grade stainless steel shelves, (1) full-width, fixed-position stainless-steel-framed glass shelf, (1) MaxStore bin and (1) stainless-steel freezer shelf (removable)
- MaxStore smooth-glide clear bin organizes loose, bulky items; capable of storing 15 lbs of produce, 4 wine bottles or (22) 12-oz cans
- Adjustable cantilevered shelving allows easy customization to meet your changing storage needs

Touchpad Controls

- Marvel Intuit controls for precise, frost-free temperature management between 34° to 42° F and a freezer temperature between -6° F and 6° F to keep contents evenly frozen throughout
- Audible alarms for door ajar and high/low temperature ensure your contents stay at optimal temperature

Aesthetics

- Corrosion-resistant stainless steel exterior, commercial grade 6-foot power cord, sturdy pro-style handle and rugged stainless steel toe kick
- Pristine white interior is easy to wipe clean, even in the corners
- Efficient arctic white LED lighting brightly illuminates interior for better viewing of contents
- Finish: stainless steel

Additional Convenience

- Door lock provides added safety and security
- Close Door Assist System gently and automatically draws door to a close, ensuring door is never accidentally left ajar
- Stainless steel toe kick adjustable to 4" with leveling legs
- 1-year parts and labor warranty, 5-year sealed system parts warranty

Ordering Options

Solid Stainless Steel Door with Lock, Right Hinge, Professional Handle	MO24RFS2RS
Solid Stainless Steel Door with Lock, Left Hinge, Professional Handle	MO24RFS2LS
Outdoor Ice Maker Kit, Ice Bucket Included (Field Installable)	S42418151

24" Marvel Outdoor Refrigerator and Freezer with Ice Maker Option

Model # MO24RF

All-in-one outdoor refrigerator freezer ice maker



24" Marvel Outdoor Refrigerator with MaxStore Bin and Door Storage

Model # MO24RAS2

Door storage for even more versatility



Performance

- Certified for outdoor use to withstand elements like rain, corrosion, high humidity and heat
- Tested to perform in temperatures as high as 115° F
- Dynamic cooling technology delivers rapid cool down, frost-free operation and precise temperature stability
- Thermal-efficient cabinet ensures optimum preservation and energy efficiency while maximizing capacity

Storage Capabilities

- 5.1 cu. ft. capacity, stores (146) 12-oz cans
- Easy access door storage accommodates tall bottles
- Cantilevered, fully adjustable FreshFlo stainless steel slide-out full width shelf
- MaxStore smooth-glide clear bin organizes loose, bulky items; capable of storing 15 lbs of produce, 4 wine bottles or 22 cans
- Also includes (1) full-width roller-glide and (1) half-width cantilevered, fully adjustable perforated stainless steel shelf and (1) fixed steel-framed glass shelf

Temperature Controls

- Marvel Prime controls for precise, frost-free temperature management between 34° and 42° F
- Audible alarms for door ajar and high/low temperature ensure your contents stay at optimal temperature

Aesthetics

- Pristine white interior easily wipes clean and efficient arctic white LED lighting illuminates interior for better viewing
- Corrosion-resistant stainless-steel exterior, sturdy pro-style handle and rugged stainless steel toe kick
- Finish: stainless steel

Additional Convenience

- Door lock provides added safety and security
- Close Door Assist System gently and automatically draws door to a close, ensuring door is never accidentally left ajar
- Stainless steel toe kick adjustable to 4" with leveling legs
- 1-year parts and labor warranty, 5-year sealed system parts warranty

Ordering Options

Solid Stainless Steel Door with Lock, Right Hinge, Professional Handle	MO24RAS2RS
Solid Stainless Steel Door with Lock, Left Hinge, Professional Handle	MO24RAS2LS



Performance

- Certified for outdoor use to withstand elements like rain, corrosion, high humidity and heat
- Tested to perform in temperatures as high as 115° F
- Dynamic cooling technology delivers rapid cool down, frost-free operation and precise temperature stability
- Thermal-efficient cabinet ensures optimum preservation and energy efficiency while maximizing capacity

Storage Capabilities

- 5.3 cu. ft. capacity, stores (154) 12-oz cans
- (2) cantilevered, fully adjustable FreshFlo commercial-grade stainless steel shelves

Temperature Controls

- Marvel Prime controls for precise, frost-free temperature management between 34° and 42° F
- Audible alarms for door ajar and high/low temperature ensure your contents stay at optimal temperature

Aesthetics

- Pristine white interior easily wipes clean and efficient arctic white LED lighting illuminates interior for better viewing
- Corrosion-resistant stainless-steel exterior, sturdy pro-style handle and rugged stainless steel toe kick
- Finish: stainless steel

Additional Convenience

- Door lock provides added safety and security
- Close Door Assist System gently and automatically draws door to a close, ensuring door is never accidentally left ajar
- Stainless steel toe kick adjustable to 4" with leveling legs
- 1-year parts and labor warranty, 5-year sealed system parts warranty

Ordering Options

Solid Stainless Steel Door with Lock, Right Hinge, Professional Handle	MO24RAS1RS
Solid Stainless Steel Door with Lock, Left Hinge, Professional Handle	MO24RAS1LS



24" Marvel Outdoor Refrigerator

Model # MO24RAS1

High-capacity, full-depth storage



15” Marvel Outdoor
All Refrigerator

Model # MO15RAS2

Compact refrigeration storage



- Performance
- CSA certified for outdoor use to withstand elements like rain, corrosion, high humidity and heat
 - Tested to perform in temperatures as high as 115° F
 - Dynamic Cooling Technology delivers rapid cool down, frost-free operation and precise temperature stability
 - Thermal-efficient insulated cabinet ensures optimum energy efficiency and cooling performance

- Storage Capabilities
- 2.7 cu. ft. capacity, stores (70) 12-oz cans
 - (2) cantilevered, fully adjustable FreshFlo commercial-grade stainless steel roller-glide shelves

- Temperature Controls
- Marvel Prime controls for precise, frost-free temperature management between 34° to 42° F
 - Audible alarms for door ajar and high/low temperature ensure your contents stay at optimal temperature

- Aesthetics
- Pristine white interior easily wipes clean and efficient arctic white LED lighting illuminates interior for better viewing
 - Corrosion-resistant stainless steel exterior, sturdy pro-style handle and rugged stainless steel toe kick
 - Finish: stainless steel

- Additional Convenience
- Door lock provides added safety and security
 - Close Door Assist System gently and automatically draws door to a close, ensuring door is never accidentally left ajar
 - Stainless steel toe kick adjustable to 4” with leveling legs
 - 1-year parts and labor warranty, 5-year sealed system parts warranty

Ordering Options

Solid Stainless Steel Door with Lock, Right Hinge, Professional Handle	MO15RAS2RS
Solid Stainless Steel Door with Lock, Left Hinge, Professional Handle	MO15RAS2LS



- Performance
- CSA certified for outdoor use to withstand elements like rain, corrosion, high humidity and heat
 - Tested to perform in temperatures as high as 115° F
 - Dynamic Cooling Technology delivers rapid cool down, frost-free operation and precise temperature stability
 - Thermal-efficient insulated cabinet ensures optimum energy efficiency and cooling performance
 - Now even quieter operation thanks to exclusive design enhancements to buffer and minimize sound

- Storage Capabilities
- 5.0 cu. ft. capacity, stores up to (108) 12-oz cans in two large-capacity smooth-glide drawers

- Temperature Controls
- Marvel Prime controls for precise, frost-free temperature management between 34° to 42° F
 - Audible alarms for door ajar and high/low temperature ensure your contents stay at optimal temperature

- Aesthetics
- Drawer interior durably constructed from stainless steel, the most hygienic, easy-to-clean and stain-resistant of materials
 - Efficient arctic white LED lighting
 - Corrosion-resistant stainless-steel exterior, sturdy pro-style handles and rugged stainless steel toe kick
 - Finish: stainless steel

- Additional Convenience
- Door lock provides added safety and security
 - Close Door Assist System gently and automatically draws door to a close, ensuring door is never accidentally left ajar
 - Stainless steel toe kick adjustable to 4” with leveling legs
 - 1-year parts and labor warranty, 5-year sealed system parts warranty

Ordering Options

Solid Stainless Steel Drawer Fronts with Lock, Professional Handle	MO24RDS3NS
--	------------



24” Marvel Outdoor
Refrigerated Drawers

Model # MO24RDS3NS

Convenient access to large-capacity cold storage





No other dispenser compares to the storage versatility of Marvel



Half Barrel or Slim Quarter




Full Beverage Storage



Two Sixth Barrels or Cornelius Kegs



Tall Quarter Barrel or Pony Keg with Beverage Storage



Double-insulated beer tower reduces foam on pour and prevents condensation



Easy-to-clean integrated drain system keeps spillage under control



24" Marvel Outdoor Mobile & Built-In Dispensers for Beer or Wine

Model # MO24BN



Performance

- Certified for outdoor use to withstand elements like rain, corrosion, high humidity and heat
- Tested to perform in temperatures as high as 115° F
- Dynamic cooling technology delivers rapid cool down, frost-free operation and precise temperature stability
- Thermal-efficient insulated cabinet ensures optimum energy efficiency and cooling performance
- Easy-to-clean integrated drain system keeps spillage under control
- Double-insulated tower reduces foam on pour and prevents condensation

Storage Capabilities

- 5.7 cu. ft. capacity
- The only dispenser that can store half barrel, quarter barrel (pony keg), sixth barrels or Cornelius kegs, slim quarters, growlers, bottles or cans
- Lo-Boy coupler makes it easier to store, tap and swap out tall U.S. type D half barrels
- (2) exclusive stow-on-board shelves convert unit to an all-refrigerator capable of storing perishables
- Secure CO₂ tank storage area and drain basin
- Includes tower, drain pan, 5 lb. CO₂ tank, hoses, connectors and floor shield
- Anti-scuff interior floor shield and stainless steel threshold protects cabinet from wear and tear from loading and unloading kegs
- Rear port for external CO₂ tank option

Temperature Controls

- Marvel Prime controls for precise, frost-free temperature management between 34° to 60° F
- Audible alarms for door ajar and high/low temperature ensure your contents stay at optimal temperature

Aesthetics

- Corrosion-resistant stainless steel exterior, sturdy pro-style handle and rugged stainless steel toe kick
- Finish: stainless steel

Additional Convenience

- Door lock provides added safety and security
- Stainless steel toe kick adjustable to 4" with leveling legs
- 1-year parts and labor warranty, 5-year sealed system parts warranty

Ordering Options

STEP 1: CHOOSE YOUR BASE

Built-in Cabinet, Stainless Steel Door, Right Hinge	MO24BNS2RS
Built-in Cabinet, Stainless Steel Door, Left Hinge	MO24BNS2LS
Mobile Cabinet, Stainless Steel Door, Right Hinge	MO24BNSMRS
Mobile Cabinet, Stainless Steel Door, Left Hinge	MO24BNSMLS

STEP 2: SELECT YOUR STORAGE STYLE

Wine Single Tap Kit with Nitro Tank and Fittings*	S42418647-ACCY
Wine Twin Tap Kit with Nitro Tank and Fittings*	S42418648-ACCY
Beer Single Tap Kit with CO ₂ Tank and Fittings*	S42418645-ACCY
Beer Twin Tap Kit with CO ₂ Tank and Fittings*	S42418646-ACCY

* Kit includes: Tower/Tap, Regulator, Low Boy Coupler, Gas Hose, Hose Clamps, Faucet Wrench, Tower Gasket, Tower Mounting Screws, Gas Tank



15" Marvel Outdoor Crescent Ice Machine

Model # MO15CRS



Performance

- Certified for outdoor use to withstand elements like rain, corrosion, high humidity and heat
- Thermal-efficient insulated cabinet ensures optimum energy efficiency and cooling performance

Storage Capabilities

- Stores 25 lbs of crescent ice
- Now produces up to 25 lbs of crescent ice per day
- Minimizes water usage, only 3 gallons average daily rate
- Daily ice production rate nearly 4x greater than standard household ice maker
- Crescent ice cube dimensions: 1/2" W x 3/4" H x 2 1/4" L

Aesthetics

- Corrosion-resistant stainless steel exterior, sturdy pro-style handle and rugged stainless steel toe kick
- Finish: stainless steel

Additional Convenience

- No pump or drain required
- Field reversible door for added flexibility
- On/Off switch within quick reach at the front of the unit
- Four 1" leveling legs are independently adjustable for precise built-in installation
- 1-year parts and labor warranty, 5-year sealed system parts warranty

Ordering Options

Solid Stainless Steel Door, Field Reversible Hinge, Stainless Professional Handle	MO15CRS1XS
---	------------



Performance

- New energy-saving options conserve water and energy
- Certified for outdoor use to withstand elements like rain, corrosion, high humidity and heat
- Tested to perform in temperatures as high as 115° F
- Produces up to 34 lbs. of clear, pure ice in 24 hours
- Stainless steel ice cutter for consistent 3/4" cube size and shape
- Sound-buffering ice deflector greatly reduces cube impact noise
- Thermal-efficient insulated cabinet ensures optimum energy efficiency and cooling performance

Storage Capabilities

- Stores 35 lbs of clear ice
- Ice scoop included

Touchpad Controls


- Marvel Intuit Integrated Controls feature all-new settings for ultimate programmability
- Eco Ice mode moderates ice production to conservative usage, saving 25% water (91 gallons monthly) and 25% energy (\$45 annually)**
- Delay Start/Vacation option automatically postpones operation by 1/4/6/8 (hour or day) intervals, preventing wasteful water use
- Audible alerts and programmed cleaning reminders

Aesthetics

- High-efficiency, low-maintenance condenser system designed for built-in zero clearance installations
- Corrosion-resistant stainless steel exterior, sturdy pro-style handle and rugged stainless steel toe kick adjustable to 4"
- Finish: stainless steel

Additional Convenience

- Close Door Assist System gently and automatically draws door to a close, ensuring door is never accidentally left ajar
- Available with or without factory-installed drain pump
- Stainless steel toe kick adjustable to 4" with leveling legs
- 1-year parts and labor warranty, 5-year sealed system parts warranty



15" Marvel Outdoor Clear Ice Machine

Model # MO15CXS



Ordering Options

GRAVITY DRAIN APPLICATIONS	
Solid Stainless Steel Door, Right Hinge, Stainless Professional Handle	MO15CLS2RS
Solid Stainless Steel Door, Left Hinge, Stainless Professional Handle	MO15CLS2LS
FACTORY INSTALLED DRAIN PUMP	
Solid Stainless Steel Door, Right Hinge, Stainless Professional Handle	MO15CPS2RS
Solid Stainless Steel Door, Left Hinge, Stainless Professional Handle	MO15CPS2LS





Specifications: Marvel Professional

	Beverage Centers				Refrigerators
					
Model Number	MP24WB	MP24BR	MP24BCG	MP15BCG	MP24RAS4
Product Dimensions	23 7/8" W x 33 3/4" H x 21 1/2" D	23 7/8" W x 33 3/4" H x 21 1/2" D	23 7/8" W x 33 3/4" H x 21 1/2" D	14 7/8" W x 33 3/4" H x 21 1/2" D	23 7/8" W x 33 3/4" H x 21 1/2" D
Interior Cabinet Finish	Black	Black	Black	Black	Black
Cu. Ft. Capacity	5.1 cu. ft.	5.5 cu. ft.	5.3 cu. ft.	2.7 cu. ft.	5.1 cu. ft.
Capacity	Up to 7 wine bottles 24 Upper Zone / 112 12oz cans Lower Zone	Up to 20 wine bottles Up to 162 12-oz cans	Up to 19 wine bottles Up to 108 12-oz cans	Up to 5 wine bottles Up to 35 12-oz cans	Up to 115 12-oz cans
Shelving System	Smooth Glide System™	Cantilever	Cantilever	Cantilever	Cantilever
Shelf Fronts	Stainless Steel	Stainless Steel	Stainless Steel	Stainless Steel	Stainless Steel
Other Storage	NA	3-in-1 Slide-Out Split Convertible Shelf, MaxStore™ Bin	3-in-1 Slide-Out Split Convertible Shelf	NA	MaxStore™ Bin Door Storage
Interior Lighting	Tri-Color LED	Tri-Color LED	Tri-Color LED	Tri-Color LED	Tri-Color LED
Toe Grill Finish	Stainless Steel	Stainless Steel	Stainless Steel	Stainless Steel	Stainless Steel
Hinge	Soft Close Integrated Hinge	Soft Close Integrated Hinge	Soft Close Integrated Hinge	Soft Close Integrated Hinge	Soft Close Integrated Hinge
Handle	Professional (Panel Overlay Does Not Include Handle)	Professional (Panel Overlay Does Not Include Handle)	Professional (Panel Overlay Does Not Include Handle)	Professional (Panel Overlay Does Not Include Handle)	Professional (Panel Overlay Does Not Include Handle)
Control Type	Intuit™	Intuit™	Intuit™	Intuit™	Intuit™
Temperature Range	Top: 45° to 60° F Bottom: 34° to 42° F	34° to 42° F	34° to 42° F	34° to 42° F	34° to 42° F
Lock	Yes	Yes	Yes	Yes	Yes
Electrical Requirements	120V / 60Hz / 15A	120V / 60Hz / 15A	120V / 60Hz / 15A	120V / 60Hz / 15A	120V / 60Hz / 15A
Length of Power Cord	6'	6'	6'	6'	6'
Shipping Weight	160 lbs	160 lbs	160 lbs	125 lbs	160 lbs
Finishes	SS, O	SS, O	SS, O	SS, O	SS
Vacation Mode	Yes	Yes	Yes	Yes	Yes

	Refrigerated Drawers	Freezers	Wine Refrigerators		
					
Model Number	MP24RD	MP2FA	MP24WD	MP24WS	MP15WS
Product Dimensions	23 7/8" W x 33 3/4" H x 21 1/2" D	23 7/8" W x 33 3/4" H x 25 5/8" D	23 7/8" W x 33 3/4" H x 21 1/2" D	23 7/8" W x 33 3/4" H x 21 1/2" D	14 7/8" W x 33 3/4" H x 21 1/2" D
Interior Cabinet Finish	Stainless Steel	Black	Black	Black	Black
Cu. Ft. Capacity	5.0 cu. ft.	4.6 cu. ft.	4.9 cu. ft.	5.2 cu. ft.	2.7 cu. ft.
Capacity	Up to 108 12-oz cans	Up to 200 lbs of frozen goods	Up to 40 wine bottles: 24 Upper Zone / 16 Lower Zone	Up to 48 wine bottles	Up to 24 wine bottles
Shelving System	NA	Smooth Glide System™	Smooth Glide System™	Smooth Glide System™	Smooth Glide System™
Shelf Fronts	NA	NA	Stainless Steel	Stainless Steel	Stainless Steel
Other Storage	Double Drawer Storage	3 Wire Bins	NA	NA	NA
Interior Lighting	Tri-Color LED	Tri-Color LED	Tri-Color LED	Tri-Color LED	Tri-Color LED
Toe Grill Finish	Stainless Steel	Stainless Steel	Stainless Steel	Stainless Steel	Stainless Steel
Hinge	NA	Soft Close Integrated Hinge	Soft Close Integrated Hinge	Soft Close Integrated Hinge	Soft Close Integrated Hinge
Handle	Professional (Panel Overlay Does Not Include Handle)	Professional (Panel Overlay Does Not Include Handle)	Professional (Panel Overlay Does Not Include Handle)	Professional (Panel Overlay Does Not Include Handle)	Professional (Panel Overlay Does Not Include Handle)
Control Type	Intuit™	Intuit™	Intuit™	Intuit™	Intuit™
Temperature Range	34° to 42° F	-10° F to 10° F	Top: 55° to 62° F Bottom: 45° to 55° F	40° to 65° F	40° to 65° F
Lock	Yes	Yes	Yes	Yes	Yes
Electrical Requirements	120V / 60Hz / 15A	120V / 60Hz / 15A	120V / 60Hz / 15A	120V / 60Hz / 15A	120V / 60Hz / 15A
Length of Power Cord	6'	6'	6'	6'	6'
Shipping Weight	160 lbs	160 lbs	160 lbs	160 lbs	125 lbs
Finishes	SS, O	SS, O	SS, O	SS, O	SS, O
Vacation Mode	Yes	Yes	Yes	Yes	Yes


Finish Legend
SS = Stainless Steel
B = Black
O = Overlay (Panel Ready)




The information presented herein is based on the best data available and is believed to be correct. However, nothing stated herein is to be taken as warranty, expressed or implied, regarding the accuracy of the information or the use of our product or products. Specifications are subject to change without notice.

Specifications are for reference only and should not be used for cutout dimensions. Please consult the installation guide available at www.marvelrefrigeration.com before making any final preparations for installation of these products.








Specifications: Marvel





	Ice Machines	Beverage Centers			
					
Model Number	MP15CL / MP15CP	ML24WB	ML24BR	ML24BCG1	ML15BC
Product Dimensions	14 7/8" W x 33 3/4" H x 21 1/2" D	23 7/8" W x 33 3/4" H x 21 1/2" D	23 7/8" W x 33 3/4" H x 21 1/2" D	23 7/8" W x 33 3/4" H x 21 1/2" D	14 7/8" W x 33 3/4" H x 21 1/2" D
Interior Cabinet Finish	Black	Black	Black	Black	Black
Cu. Ft. Capacity	NA	5.1 cu. ft.	5.2 cu. ft.	5.5 cu. ft.	2.3 cu. ft.
Capacity	Up to 35 lbs of clear ice	Upper Zone: Up to 16 wine bottles Lower Zone: Up to 112 12-oz cans	Up to 7 wine bottles Up to 162 12-oz cans	Up to 18 wine bottles or Up to 162 12-oz cans	Up to 5 wine bottles or up to 35 12-oz cans
Shelving System	NA	Roller-Glide System	Cantilever	Cantilever	Cantilever
Shelf Fronts	NA	Natural Maple	Steel Framed	Steel Framed	Steel Framed
Other Storage	NA	Bottom Storage	3-in-1 Split Convertible Shelf™ MaxStore™ Bin	3-in-1 Split Convertible Shelf™	NA
Interior Lighting	Tri-Color LED	White LED	White LED	White LED	White LED
Toe Grill Finish	Stainless Steel	Black	Black	Black	Black
Hinge	Soft Close Integrated Hinge	Classic Hinge	Classic Hinge	Classic Hinge	Classic Hinge
Handle	Professional (Panel Overlay Does Not Include Handle)	Slim Designer Handle (Panel Overlay Does Not Include Handle)	Slim Designer Handle (Panel Overlay Does Not Include Handle)	Slim Designer Handle (Panel Overlay Does Not Include Handle)	Slim Designer Handle (Panel Overlay Does Not Include Handle)
Control Type	Intuit™	Intuit™	Intuit™	Intuit™	Intuit™
Temperature Range	NA	Upper Zone: 45° to 60° F Lower Zone: 34° to 42° F	34° to 42° F	34° to 42° F	34° to 42° F
Lock	Glass Door Model Only	No	No	No	No
Electrical Requirements	120V / 60Hz / 15A	120V / 60Hz / 15A	120V / 60Hz / 15A	120V / 60Hz / 15A	120V / 60Hz / 15A
Length of Power Cord	6'	6'	6'	6'	6'
Shipping Weight	127 lbs	160 lbs	160 lbs	160 lbs	125 lbs
Finishes	SS, O	SS, B, O	SS, B, O	SS, O	SS, B, O
Vacation Mode	Yes	Yes	Yes	Yes	Yes

	Beverage Centers	Refrigerated Drawers	Refrigerators		
					
Model Number	ML24BCG0	ML24RD	ML15RA	ML24RA	ML24RAS1
Product Dimensions	23 7/8" W x 33 3/4" H x 21 1/2" D	23 7/8" W x 33 3/4" H x 21 1/2" D	14 7/8" W x 33 3/4" H x 21 1/2" D	23 7/8" W x 33 3/4" H x 21 1/2" D	23 7/8" W x 33 3/4" H x 21 1/2" D
Interior Cabinet Finish	Black	White	White	White	White
Cu. Ft. Capacity	5.5 cu. ft.	5.0 cu. ft.	2.7 cu. ft.	5.1 cu. ft.	5.3 cu. ft.
Capacity	Up to 190 12-oz cans	Up to 108 12-oz cans	Up to 48 12-oz cans	Up to 115 12-oz cans	Up to 190 12-oz cans
Shelving System	Cantilever	NA	Cantilever	Cantilever	Cantilever
Shelf Fronts	Steel Framed	NA	White Steel-Framed	White Steel-Framed	White Steel-Framed
Other Storage	NA	Quick-Grip Divider	NA	MaxStore™ Bin Door Storage	NA
Interior Lighting	White LED	White LED	White LED	White LED	White LED
Toe Grill Finish	Black	Black	Black	Black	Black
Hinge	Classic Hinge	NA	Classic Hinge	Classic Hinge	Classic Hinge
Handle	Slim Designer Handle	Slim Designer Handle (Panel Overlay Does Not Include Handle)	Slim Designer Handle (Panel Overlay Does Not Include Handle)	Slim Designer Handle (Panel Overlay Does Not Include Handle)	Slim Designer Handle
Control Type	Prime™	Intuit™	Intuit™	Intuit™	Intuit™
Temperature Range	34° to 42° F	34° to 42° F	34° to 42° F	34° to 42° F	34° to 42° F
Lock	No	No	No	No	No
Electrical Requirements	120V / 60Hz / 15A	120V / 60Hz / 15A	120V / 60Hz / 15A	120V / 60Hz / 15A	120V / 60Hz / 15A
Length of Power Cord	6'	6'	6'	6'	6'
Shipping Weight	160 lbs	160 lbs	125 lbs	160 lbs	160 lbs
Finishes	SS	SS, B, O	SS, B, O	SS, B, O	SS
Vacation Mode	No	Yes	Yes	Yes	Yes



Specifications: Marvel

	Refrigerator Freezer	Freezers	Wine Refrigerators		
					
Model Number	ML24RF / ML24RI	ML24FA	ML24WSG1	ML24WD	ML24WS
Product Dimensions	23 7/8" W x 33 3/4" H x 21 1/2" D	23 7/8" W x 33 3/4" H x 25 5/8" D	23 7/8" W x 33 3/4" H x 21 1/2" D	23 7/8" W x 33 3/4" H x 21 1/2" D	23 7/8" W x 33 3/4" H x 21 1/2" D
Interior Cabinet Finish	White	White	Black	Black	Black
Cu. Ft. Capacity	4.9 cu. ft.	4.7 cu. ft.	5.5 cu. ft.	4.9 cu. ft.	5.3 cu. ft.
Capacity	Up to 72 12-oz cans 12 Pints of Ice Cream Ice Bucket Capacity: 13 lbs	Up to 200 lbs of frozen food	Up to 27 wine bottles	Up to 40 wine bottles 24 Upper Zone 16 Lower Zone	Up to 45 wine bottles
Shelving System	Cantilever	Cantilever	Roller-Glide System	Roller-Glide System	Roller-Glide System
Shelf Fronts	White Steel-Framed	White Steel-Framed	Natural Maple	Natural Maple	Natural Maple
Other Storage	MaxStore™ Bin Freezer Storage, Ice Bucket	NA	NA	NA	NA
Interior Lighting	White LED	White LED	White LED	White LED	White LED
Toe Grill Finish	Black	Black	Black	Black	Black
Hinge	Classic Hinge	Classic Hinge	Classic Hinge	Classic Hinge	Classic Hinge
Handle	Slim Designer Handle (Panel Overlay Does Not Include Handle)	Slim Designer Handle (Panel Overlay Does Not Include Handle)	Slim Designer Handle (Panel Overlay Does Not Include Handle)	Slim Designer Handle (Panel Overlay Does Not Include Handle)	Slim Designer Handle (Panel Overlay Does Not Include Handle)
Control Type	Intuit™	Intuit™	Intuit™	Intuit™	Intuit™
Temperature Range	Refrigerator: 34° to 42° F Freezer: -6° to 6° F	-10° to 10° F	40° to 65° F	Upper Zone: 55° to 62° F Lower Zone: 45° to 55° F	40° to 65° F
Lock	No	No	No	No	No
Electrical Requirements	120V / 60Hz / 15A	120V / 60Hz / 15A	120V / 60Hz / 15A	120V / 60Hz / 15A	120V / 60Hz / 15A
Length of Power Cord	6'	6'	6'	6'	6'
Shipping Weight	160 lbs	160 lbs	160 lbs	160 lbs	160 lbs
Finishes	SS, B, O	SS, B, O	SS	SS, B, O	SS, B, O
Vacation Mode	Yes	Yes	Yes	Yes	Yes

	Wine Refrigerators			Ice Machines	
					
Model Number	ML15WS	ML15WSG0	ML24WSG0	ML15CL / ML15CP	ML15CR
Product Dimensions	14 7/8" W x 33 3/4" H x 21 1/2" D	14 3/4" W x 33 3/4" H x 21 3/16" D	23 7/8" W x 33 3/4" H x 22" D	14 7/8" W x 34 1/8" H x 21 1/2" D	14 5/16" W x 33 3/4" H x 22 5/16" D
Interior Cabinet Finish	Black	Black	Black	Black	White
Cu. Ft. Capacity	2.7 cu. ft.	2.86 cu. ft.	6.4 cu. ft.	NA	NA
Capacity	Up to 24 wine bottles	Up to 23 wine bottles	Up to 45 wine bottles	Up to 35 lbs of clear ice	Up to 25 lbs of crescent ice
Shelving System	Roller-Glide System	Roller-Glide System	Roller-Glide System	NA	NA
Shelf Fronts	Natural Maple	Natural Maple	Natural Maple	NA	NA
Other Storage	NA	NA	NA	NA	Ice Bucket
Interior Lighting	White LED	Incandescent	White Incandescent	Illuminice™ White LED	NA
Toe Grill Finish	Black	Black	Black	Black	Black
Hinge	Classic Hinge	Classic Hinge	Classic Hinge	Classic Hinge	Classic Hinge
Handle	Slim Designer Handle (Panel Overlay Does Not Include Handle)	Slim Designer Handle (Panel Overlay Does Not Include Handle)	Slim Designer Handle (Panel Overlay Does Not Include Handle)	Slim Designer Handle (Panel Overlay Does Not Include Handle)	Slim Designer Handle (Panel Overlay Does Not Include Handle)
Control Type	Intuit™	Prime™	Prime™	Intuit™	NA
Temperature Range	40° to 65° F	40° to 65° F	40° to 65° F	NA	NA
Lock	No	No	No	No	No
Electrical Requirements	120V / 60Hz / 15A	120V / 60Hz / 15A	120V / 60Hz / 15A	120V / 60Hz / 15A	115V / 60Hz / 15A
Length of Power Cord	6'	6'	6'	6'	6'
Shipping Weight	125 lbs	121 lbs	145 lbs	127 lbs	93 lbs
Finishes	SS, B, O	SS	SS	SS, B, O	SS, B, O
Vacation Mode	Yes	No	No	No	No






Finish Legend
SS = Stainless Steel
B = Black
O = Overlay (Panel Ready)

The information presented herein is based on the best data available and is believed to be correct. However, nothing stated herein is to be taken as warranty, expressed or implied, regarding the accuracy of the information or the use of our product or products. Specifications are subject to change without notice.

Specifications are for reference only and should not be used for cutout dimensions. Please consult the installation guide available at www.marvelrefrigeration.com before making any final preparations for installation of these products.



Specifications: Marvel Low Profile

	Dispensers	Beverage Centers		Refrigerators	
					
Model Number	ML24BN	MA24BRG3	MA24BCG1	MA24RA	MA24RAS1
Product Dimensions	23 7/8" W x 33 3/4" H x 21 1/2" D	23 7/8" W x 31 7/8" H x 21 1/2" D	23 7/8" W x 31 1/2" H x 21 1/2" D	23 7/8" W x 31 1/2" H x 21 1/2" D	23 7/8" W x 31 1/2" H x 21 1/2" D
Interior Cabinet Finish	White	Black	Black	White	White
Cu. Ft. Capacity	5.7 cu. ft.	4.9 cu. ft.	4.9 cu. ft.	5.1 cu. ft.	5.3 cu. ft.
Capacity	Half kegs, tall quarter kegs, pony kegs, sixth barrels, cornelius kegs, growlers, bottles / cans	Up to 27 wine bottles Up to 95 12-oz cans	Up to 18 wine bottles Up to 95 12-oz cans	Up to 100 12-oz cans	Up to 190 12-oz cans
Shelving System	Stow-on-board	Cantilever	Cantilever	Cantilever	Cantilever
Shelf Fronts	Stainless-steel	Steel Framed	Steel Framed	White Steel Framed	White Steel Framed
Other Storage	CO2 or Nitro tank	MaxStore™ Bin 3-in-1 Split Convertible Shelf™	MaxStore™ Bin	MaxStore™ Bin Door Storage	NA
Interior Lighting	NA	White LED	White LED	White LED	White LED
Toe Grill Finish	Black	Black	Black	Black	Black
Hinge	Classic Hinge	Classic Hinge	Classic Hinge	Classic Hinge	Classic Hinge
Handle	Slim Designer Handle (Panel Overlay Does Not Include Handle)	Slim Designer Handle	Slim Designer Handle	Slim Designer Handle (Panel Overlay Does Not Include Handle)	Slim Designer Handle
Control Type	Intuit™	Intuit™	Intuit™	Intuit™	Intuit™
Temperature Range	34° to 60° F	34° to 42° F	34° to 42° F	34° to 42° F	34° to 42° F
Lock	No	Yes	Yes	Yes	Yes
Electrical Requirements	120V / 60Hz / 15A	120V / 60Hz / 15A	120V / 60Hz / 15A	120V / 60Hz / 15A	120V / 60Hz / 15A
Length of Power Cord	6'	6'	6'	6'	6'
Shipping Weight	160 lbs	160 lbs	160 lbs	160 lbs	160 lbs
Finishes	SS, B, O	SS	SS	SS, B, O	SS
Vacation Mode	No	Yes	Yes	Yes	Yes

	Ice Machines		
			
Model Number	MA15CL	MA15CRS1	MA14CRS
Product Dimensions	14 7/8" W x 31 1/8" H x 21 1/2" D	14 7/8" W x 32" H x 22 5/16" D	13 5/16" W x 24 3/4" H x 17" D
Interior Cabinet Finish	Black	White	White
Cu. Ft. Capacity	NA	NA	NA
Capacity	Up to 35 lbs of clear ice	Up to 25 lbs of crescent ice	Up to 12 lbs of crescent ice
Shelving System	NA	NA	NA
Shelf Fronts	NA	NA	NA
Other Storage	Ice Bucket	Ice Bucket	NA
Interior Lighting	White LED	NA	NA
Toe Grill Finish	Black	Black	Black
Hinge	Classic Hinge	Classic Hinge	Classic Hinge
Handle	Slim Designer Handle (Panel Overlay Does Not Include Handle)	Slim Designer Handle	Slim Designer Handle
Control Type	Intuit™	NA	NA
Temperature Range	NA	NA	NA
Lock	No	No	No
Electrical Requirements	120V / 60Hz / 15A	115V / 60Hz / 15A	115V / 60Hz / 15A
Length of Power Cord	6'	6'	6'
Shipping Weight	120 lbs	120 lbs	61 lbs
Finishes	SS, O	SS	SS, B
Vacation Mode	Yes	No	No



Specifications: Marvel Outdoor

	Refrigerator Freezer	Freezer	Refrigerated Drawers	Beer Dispenser	Ice Machine
					
Model Number	MO24RF	MO24FA	MO24RDS	MO24B	MO24CL / MO24CP
Product Dimensions	23 7⁄8" W x 33 3⁄4" H x 26 7⁄32" D	23 7⁄8" W x 33 3⁄4" H x 26 7⁄32" D	23 7⁄8" W x 31 3⁄4" H x 21 1⁄2" D	23 7⁄8" W x 31 3⁄4" H x 21 1⁄2" D	14 7⁄8" W x 33 3⁄4" H x 21 1⁄2" D
Interior Finish	White	White	Stainless Steel	White	White
Cu. Ft. Capacity	3.9 cu. ft.	4.7 cu. ft.	5.0 cu. ft.	5.7 cu. ft.	NA
Capacity	Up to 72 12-oz cans	Up to 200 lbs of frozen food	Up to 133 12-oz cans	Stores half barrel, quarter barrel (pony keg), sixth barrels/ Cornelius kegs, slim quarters, growlers, bottles or cans	Up to 39 lbs of clear ice
Shelving System	Cantilever	Cantilever	NA	Stow-on-Board	NA
Shelf Fronts	Stainless Steel	Stainless Steel	NA	Stainless Steel	NA
Other Storage	1 cu ft. Freezer	2 Smooth Glide Baskets	NA	Drain pan, CO ₂ tank, hoses, regulator, floor shield	NA
Interior Lighting	White LED	White LED	White LED	NA	Tri-Color LED
Toe Grill Finish	Stainless Steel	Stainless Steel	Stainless Steel	Stainless Steel	Stainless Steel
Hinge	Classic Hinge	Classic Hinge	NA	Classic Hinge	Classic Hinge
Handle	Professional	Professional	Professional	Professional	Professional
Control Type	Prime™	Prime™	Prime™	Prime™	Intuit™
Temperature Range	Refrigerator: 34° to 42° F Freezer: -6° to 6° F	-10° to 10° F	34° to 42° F	34° to 55° F	NA
Lock	Yes	Yes	Yes	Yes	No
Electrical Requirements	120V / 60Hz / 15A	120V / 60Hz / 15A	120V / 60Hz / 15A	120V / 60Hz / 15A	120V / 60Hz / 15A
Length of Power Cord	6'	6'	6'	6'	6'
Shipping Weight	160 lbs	160 lbs	160 lbs	160 lbs	90 lbs
Finishes	SS	SS	SS	SS	SS
Vacation Mode	No	No	No	No	Yes

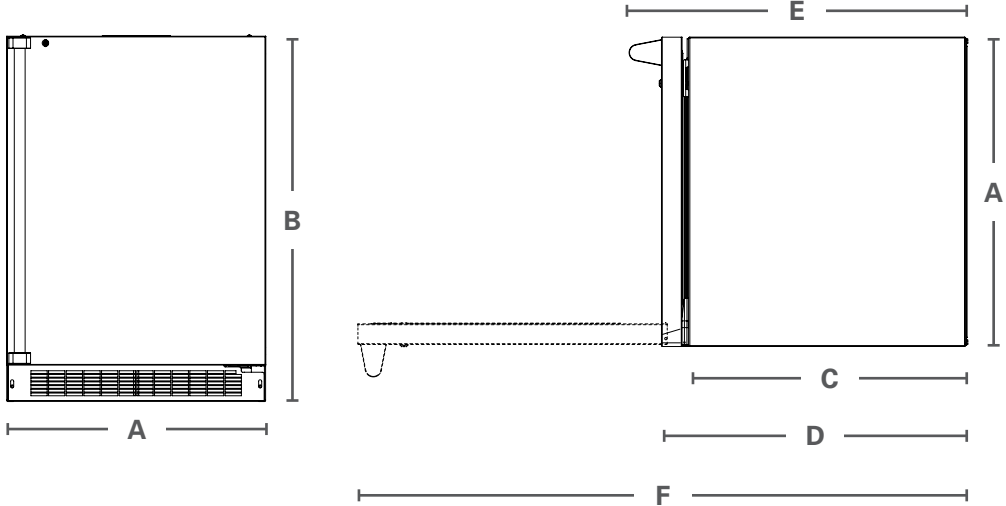
	Ice Machine	Refrigerators		
				
Model Number	MO15CRS	MO24RAS2	MO24RAS1	MO15RAS2
Product Dimensions	14 7⁄8" W x 34 1⁄16" H x 22 5⁄16" D	23 7⁄8" W x 33 3⁄4" H x 21 1⁄2" D	23 7⁄8" W x 33 3⁄4" H x 21 1⁄2" D	14 7⁄8" W x 33 3⁄4" H x 21 1⁄2" D
Interior Finish	White	White	White	White
Cu. Ft. Capacity	NA	5.1 cu. ft.	5.3 cu. ft.	2.7 cu. ft.
Capacity	Up to 25 lbs of crescent ice	Up to 146 12-oz cans	Up to 154 12-oz cans	Up to 70 12-oz cans
Shelving System	NA	Cantilever	Cantilever	Cantilever
Shelf Fronts	NA	Stainless Steel	Stainless Steel	Stainless Steel
Other Storage	NA	MaxStore™ Bin Door Storage	NA	NA
Interior Lighting	NA	White LED	White LED	White LED
Toe Grill Finish	Stainless Steel	Stainless Steel	Stainless Steel	Stainless Steel
Hinge	Classic Hinge	Classic Hinge	Classic Hinge	Classic Hinge
Handle	Professional	Professional	Professional	Professional
Control Type	NA	Prime™	Prime™	Prime™
Temperature Range	NA	34° to 42° F	34° to 42° F	34° to 42° F
Lock	No	Yes	Yes	Yes
Electrical Requirements	115V / 60Hz / 15A	120V / 60Hz / 15A	120V / 60Hz / 15A	120V / 60Hz / 15A
Length of Power Cord	6'	6'	6'	6'
Shipping Weight	90 lbs	160 lbs	160 lbs	125 lbs
Finishes	SS	SS	SS	SS
Vacation Mode	No	No	No	No

Finish Legend
SS = Stainless Steel
B = Black
O = Overlay (Panel Ready)

The information presented herein is based on the best data available and is believed to be correct. However, nothing stated herein is to be taken as warranty, expressed or implied, regarding the accuracy of the information or the use of our product or products. Specifications are subject to change without notice.

Specifications are for reference only and should not be used for cutout dimensions. Please consult the installation guide available at www.marvelrefrigeration.com before making any final preparations for installation of these products.

Specifications:
Undercounter Product
Dimensions Expanded



Model Number	MP24BR	MP24BCG	MP15BC	MP24RAS3	MP24RD	MP24FA	MP15WS	MP24WS	MP24WD	MP24WB
A: Width	23 7⁄8"	23 7⁄8"	14 7⁄8"	23 7⁄8"	23 7⁄8"	23 7⁄8"	14 7⁄8"	23 7⁄8"	23 7⁄8"	23 7⁄8"
B: Height	33 3⁄4"	33 3⁄4"	33 3⁄4"	33 3⁄4"	33 3⁄4"	33 3⁄4"	33 3⁄4"	33 3⁄4"	33 3⁄4"	33 3⁄4"
C: Depth	21 1⁄2"	21 1⁄2"	21 1⁄2"	21 1⁄2"	21 1⁄2"	21 1⁄2"	21 1⁄2"	21 1⁄2"	21 1⁄2"	21 1⁄2"
D: Depth to Front of Door	23 23⁄32"	23 23⁄32"	23 23⁄32"	23 23⁄32"	23 23⁄32"	23 23⁄32"	23 23⁄32"	23 23⁄32"	23 23⁄32"	23 23⁄32"
E: Depth to Handle	26 7⁄32"	26 7⁄32"	26 7⁄32"	26 7⁄32"	26 7⁄32"	26 7⁄32"	26 7⁄32"	26 7⁄32"	26 7⁄32"	26 7⁄32"
F: Depth with Door at 90°	46 13⁄32"	46 13⁄32"	37 13⁄32"	46 13⁄32"	39 5⁄32"	46 13⁄32"	37 13⁄32"	46 13⁄32"	46 13⁄32"	46 13⁄32"

Model Number	MP15CL	ML24BR	ML24BCG1	ML15BC	ML24BCG0	ML24RD	ML15RA	ML24RA	ML24RAS1	ML24RF
A: Width	14 3⁄4"	23 7⁄8"	23 7⁄8"	14 7⁄8"	23 7⁄8"	23 7⁄8"	14 7⁄8"	23 7⁄8"	23 7⁄8"	23 7⁄8"
B: Height	33 3⁄4"	33 3⁄4"	33 3⁄4"	33 3⁄4"	33 3⁄4"	33 3⁄4"	33 3⁄4"	33 3⁄4"	33 3⁄4"	33 3⁄4"
C: Depth	21 1⁄2"	21 1⁄2"	21 1⁄2"	21 1⁄2"	21 1⁄2"	21 1⁄2"	21 1⁄2"	21 1⁄2"	21 1⁄2"	21 1⁄2"
D: Depth to Front of Door	23 7⁄8"	23 23⁄32"	23 23⁄32"	23 23⁄32"	23 23⁄32"	23 23⁄32"	23 23⁄32"	23 23⁄32"	23 23⁄32"	23 23⁄32"
E: Depth to Handle	25 7⁄32"	25 5⁄8"	25 5⁄8"	25 5⁄8"	25 5⁄8"	25 5⁄8"	25 7⁄8"	25 7⁄8"	25 7⁄8"	25 7⁄8"
F: Depth with Door at 90°	37 1⁄16"	46 13⁄32"	46 13⁄32"	37 1⁄16"	46 13⁄32"	46 13⁄32"	37 1⁄16"	46 13⁄32"	46 13⁄32"	46 13⁄32"

Model Number	ML24RI	ML24FA	ML24WSG1	ML24WD	ML24WB	ML24WS	ML15WS	ML15WSG0	ML24WSG0	ML15C
A: Width	23 7⁄8"	23 7⁄8"	23 7⁄8"	23 7⁄8"	23 7⁄8"	23 7⁄8"	14 7⁄8"	14 3⁄4"	23 7⁄8"	14 3⁄4"
B: Height	33 3⁄4"	33 3⁄4"	33 3⁄4"	33 3⁄4"	33 3⁄4"	33 3⁄4"	33 3⁄4"	33 3⁄4"	33 3⁄4"	33 3⁄4"
C: Depth	21 1⁄2"	21 1⁄2"	21 1⁄2"	21 1⁄2"	21 1⁄2"	21 1⁄2"	21 1⁄2"	21 1⁄2"	22"	21 1⁄2"
D: Depth to Front of Door	23 23⁄32"	23 23⁄32"	23 23⁄32"	23 23⁄32"	23 23⁄32"	23 23⁄32"	23 23⁄32"	23 3⁄4"	24 1⁄4"	23 3⁄4"
E: Depth to Handle	25 7⁄8"	25 7⁄8"	25 5⁄8"	25 5⁄8"	25 5⁄8"	25 5⁄8"	25 7⁄8"	25 7⁄32"	26 3⁄8"	25 1⁄2"
F: Depth with Door at 90°	46 13⁄32"	46 13⁄32"	46 13⁄32"	46 13⁄32"	46 13⁄32"	46 13⁄32"	37 1⁄16"	37"	47"	37 1⁄16"

Model Number	ML15CR	ML24B	MA24BRG3	MA24BCG1	MA24RA	MA24RAS1	MA15C	MA15CRS1X	MA14CRSCX	MO24RD
A: Width	14 7⁄16"	23 7⁄8"	23 7⁄8"	23 7⁄8"	23 7⁄8"	23 7⁄8"	14 3⁄4"	14 7⁄8"	13 15⁄16"	23 7⁄8"
B: Height	34 1⁄16"	33 3⁄4"	31 1⁄8"	31 1⁄8"	31 1⁄8"	31 1⁄8"	31 1⁄8"	32"	24 3⁄4"	33 3⁄4"
C: Depth	20 3⁄4"	21 1⁄2"	21 1⁄2"	21 1⁄2"	21 1⁄2"	21 1⁄2"	21 1⁄2"	20 3⁄4"	14 5⁄8"	21 1⁄2"
D: Depth to Front of Door	22 5⁄16"	23 23⁄32"	23 23⁄32"	23 23⁄32"	23 23⁄32"	23 23⁄32"	23 3⁄4"	22 5⁄16"	17"	23 23⁄32"
E: Depth to Handle	24 13⁄16"	25 5⁄8"	25 7⁄8"	25 7⁄8"	25 7⁄8"	25 7⁄8"	25 1⁄2"	23 13⁄16"	18 11⁄16"	26 7⁄32"
F: Depth with Door at 90°	36 7⁄8"	46 13⁄32"	46 13⁄32"	46 13⁄32"	46 13⁄32"	46 13⁄32"	37 1⁄16"	35 13⁄16"	29 3⁄4"	46 21⁄32"

Model Number	MO24B	MO15CL	MO15CR	MO24RAS2	MO24RAS1	MO15RAS2	MO24RF	MO24FA
A: Width	23 7⁄8"	14 7⁄8"	14 7⁄8"	23 7⁄8"	23 7⁄8"	14 7⁄8"	23 7⁄8"	23 7⁄8"
B: Height	33 3⁄4"	33 3⁄4"	34 1⁄16"	33 3⁄4"	33 3⁄4"	33 3⁄4"	33 3⁄4"	33 3⁄4"
C: Depth	21 1⁄2"	21 1⁄2"	20 3⁄4"	21 1⁄2"	21 1⁄2"	21 1⁄2"	21 1⁄2"	21 1⁄2"
D: Depth to Front of Door	23 23⁄32"	23 5⁄8"	22 5⁄16"	23 13⁄32"	23 23⁄32"	23 23⁄32"	23 23⁄32"	23 23⁄32"
E: Depth to Handle	26 7⁄32"	26 1⁄8"	25 7⁄8"	26 7⁄32"	26 7⁄32"	26 7⁄32"	26 7⁄32"	26 7⁄32"
F: Depth with Door at 90°	46 21⁄32"	37 3⁄8"	36 7⁄8"	41 13⁄32"	41 13⁄32"	37 1⁄16"	41 13⁄32"	41 13⁄32"



125 Years



When you choose Marvel, you're choosing over 125 years of handcrafted quality and leading innovation in the luxury refrigeration business.

You're choosing American products, and most importantly, you're choosing the best undercounter refrigeration technology available on the market.

Marvel products are engineered, hand-built, tested and inspected against stringent quality standards in our manufacturing facility based in Greenville, Michigan.

We are inspired by insights from real homeowners and leading designers to ensure we deliver the utmost in style, flexibility and functionality to enhance your home experience.

Our quality standards are what drive the performance the industry has come to expect from Marvel, and we are committed to building quality product in an environmentally-friendly manner through tightly controlled and closely monitored processes.



Marvel Refrigeration (formerly Ranney) begins ice box production in Greenville, MI.



Marvel develops the first foamed in place refrigerator to improve operating efficiency and energy conservation.



Marvel introduces first black interior for wine refrigerators and beverage centers.



Marvel wins multiple design awards for its beer dispenser, beverage center and gallery wine cellar.

See other key moments in refrigeration history with our complete interactive timeline at marvelrefrigeration.com.

1890s

1932

Marvel was founded when the company began making undercounter ice boxes.

1952

Marvel introduces premium undercounter wine storage and beverage center.

1965

1991

Marvel introduces the first stainless steel interior and glass door built-in refrigerator for residential use.

2001

2014



Marvel unveils the industry's largest leading line of ENERGY STAR® certified undercounter products.

2015

2016

Middleby acquires Marvel, and Marvel releases its next generation of full size built-in refrigeration.

LIVE MARVELOUSLY

every day



World-Class Refrigeration

United States
Headquarters
800-223-3900
marvelrefrigeration.com



125 Years



**MARVEL
REFRIGERATION**



**MARVEL
PROFESSIONAL**



**MARVEL
OUTDOOR**



**MARVEL
LOW PROFILE**