



**XOUIIM1585NOP**

15" ICE MAKER w/FACTORY INSTALLED DRAIN PUMP

## 15" UNDERCOUNTER NUGGET ICE MAKER



**XOUIIM1585NOP**

- Articulated Hinges - Seamless Integration
- Elegant 6-Color LED Lighting
- Stores 25lbs a Day
- Optional SS Door w/Handle

15" UNDERCOUNTER NUGGET ICE MAKER w/DRAIN PUMP  
Automatically produces up to 85lbs of nugget ice per day.

The XOUIIM1585NOP series ice maker produces that “chewable” ice that is perfect for your next Mojito or Margarita. Ideal for cooling your beverages quickly. It is ice created for the purist in you.

Choosing the right ice matters.


WORLD CLASS SERVICE | COMPREHENSIVE WARRANTIES

**OUR LASTING COMMITMENT TO YOU**

# XOUI1585NOP

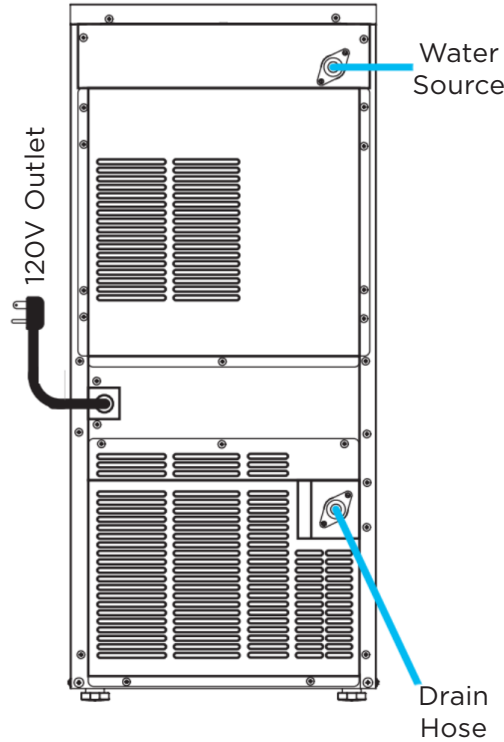
## 15" UNDERCOUNTER NUGGET ICE MAKER W/DRAIN PUMP

FRONT VIEW (WITHOUT PANEL)



33-9/16"  
STANDARD HEIGHT

14-7/8" WIDE



Water  
Source

Drain  
Hose

22-25/32" DEEP

### FEATURES

CAPACITY

85 lbs of nugget ice per day.  
25 lbs ice storage

FEATURES

- Panel Ready (Panel/Handles Not Included)
- Articulated hinges for Seamless Integration
- Makes up to 85lbs of nugget ice per day
- Includes factory installed drain pump
- 25lbs Ice storage capacity
- Elegant 6-color Interior Illumination
- 6 1/2' Power Cord w/ low profile 90° flat plug
- Optional 15" Nugget Ice Maker Available in ADA Height



#### XOUIMPUMP

Factory installed  
Drain Pump included

### SPECIFICATIONS

**ELECTRICAL** 120V 60HZ 3.3 AMP\*

**DIMENSIONS** H 33-9/16"  
W 14 7/8"  
D 22-25/32"

**ROUGH IN** H 34 1/4" min  
W 15"  
D 24"

**REFRIGERANT** R134a

#### OPTIONAL

##### XOUI15SD

15" SS Door and 2 style  
handles for XOUI1585



##### XOUI1585NOPA

15" ADA Height Nugget  
Ice Maker W/Drain Pump

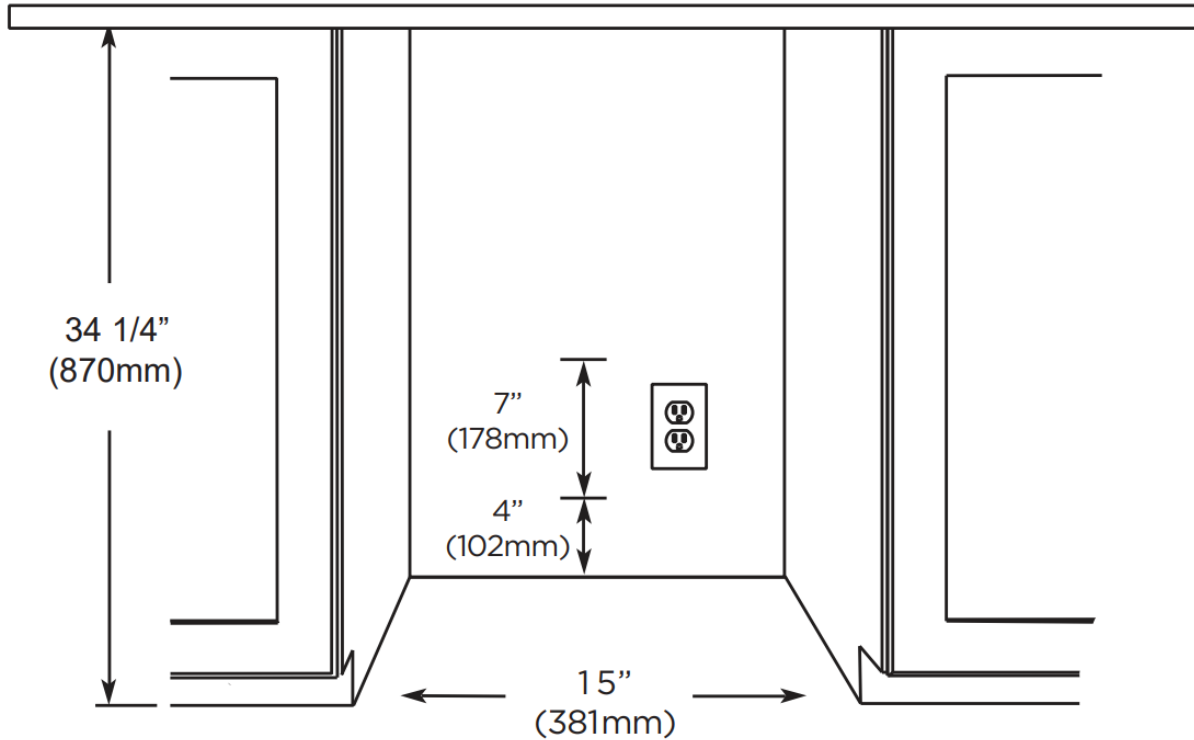


**XO** the next level  
in luxury appliances

xoappliance.com | 800.966.8300

XO is exclusively distributed by EASTERN MARKETING CORP.  
24 Eisenhower Parkway Roseland, NJ 07068

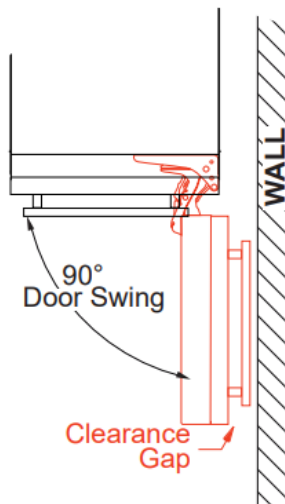
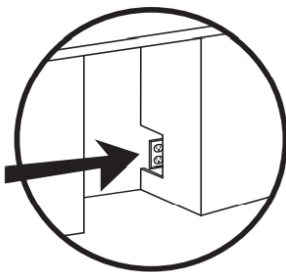
### ROUGH-IN DIMENSIONS



All XO undercounter units arrive pre-wired with low profile plugs for easy installation



Need more space - Cut into an adjoining cabinet to reach an outlet there



When installing with The hinge side next to a wall - Leave adequate space for your door handle.