

MONOGRAM 36" COMMERCIAL-STYLE BOTTOM FREEZER—STANDARD INSTALLATION (LEFT-HAND SWING)

ZIC363NBVLH



STANDARD INSTALLATION KIT CAPABILITIES

You can replace a 35-1/2" or 36" wide single-installed product with a 36" bottom freezer product and replace two 35-1/2" or 36" dual-installed products with two 36" bottom freezer products, all with no cabinet or electrical modifications, Standard Single-Install Kit ZKW36V or Standard Dual-Install Kit ZKW72

6-TEMPERATURE SETTING CONVERTIBLE DRAWER

The convertible drawer with 6 temperature settings allows you to choose temperatures best suited for storing cold drinks, meat, snacks, ice cream, produce or frozen items

STATEMENT AND MINIMALIST COLLECTION REFRIGERATOR HANDLES (SOLD SEPARATELY)

Designed to enhance choice and customization, Statement and Minimalist Collection refrigerators do not come with handles, these must be chosen separately and ordered through a Monogram representative

PANEL-READY EXTERIOR WITH SIX-WAY ADJUSTABILITY

Statement and Minimalist Collection refrigerators accept stainless steel panels & custom cabinet panels. Stainless steel panel kits are ordered separately. Custom panels are ordered directly from your cabinet maker

LED LIGHTING INSIDE REFRIGERATOR

Ramp-up LED interior lighting provides exceptional illumination throughout the fresh food compartment, accentuating the sophisticated interior and allowing you to easily see food in the refrigerator

WIFI CONNECTED REFRIGERATOR

The WiFi refrigerator allows you to wirelessly control refrigerator settings from your smartphone, using an available app

ACCURATE, ELECTRONIC TOUCH CONTROLS

Upfront, electronic touch controls make it easy to adjust climate settings to create ideal food storage conditions

REFRIGERATOR WITH SOFT-CLOSE DRAWERS

The innovative sliding mechanism helps the drawers close gently and completely

HUMIDITY-CONTROLLED VEGETABLE AND FRUIT DRAWER

Enjoy additional storage flexibility settings that helps to preserve food freshness

FACTORY INSTALLED ICE MAKER

The water filtration system in the factory installed ice maker supplies you with clean, fresh-tasting ice

SABBATH MODE REFRIGERATOR

This refrigerator with Sabbath mode is designed to disable functions in accordance with Sabbath-observing practices



SPECIFICATIONS

Overall Width	35 3/4" (90.8 cm)
Overall Height	83 7/8" (213 cm)
Overall Depth	24 3/4" (62.9 cm)
Door Clearance at 90°	see TOP VIEW **Dim A

STANDARD INSTALLATION

Cutout Width*	35 1/2" (90.1 cm)
Cutout Height**	84" (213.4 cm)
Cutout Depth***	24" (60.9 cm)
Net Weight (approx)	550 lbs (250 kg)

*Note: Single Product Width at standard/Standard Built In Trim collar is 36 13/16" (93.5 cm) and Dual-Install Product Width at standard/Standard Built In Trim collar is 72.7" (184.7 cm)

**Note: Product Height at standard/Standard Built In Trim collar is 84.5" (214.6 cm)

***Note: Product Depth from back wall to handle is 28 3/8" (72.1 cm)

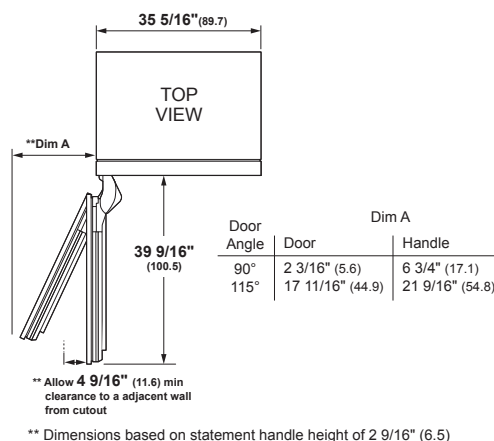
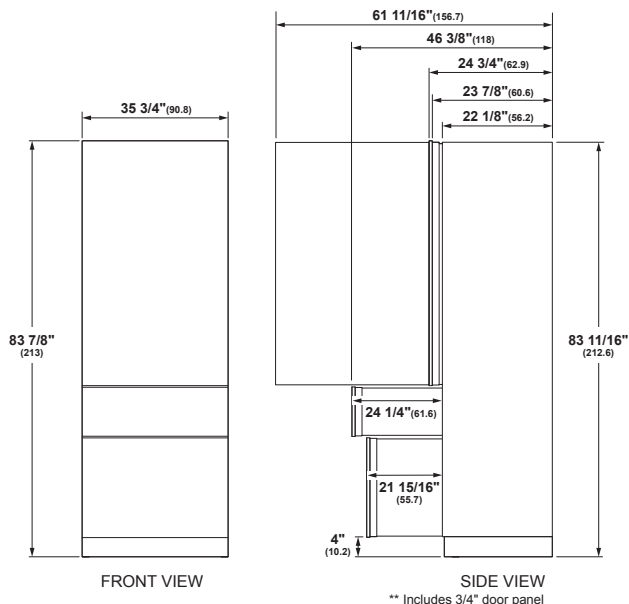
ATTENTION ELECTRICIAN:

A 115 volt 60Hz., 15 or 20 amp power supply is required. An individual properly grounded branch circuit or circuit breaker is recommended. For multiple unit installation, each unit requires separate individually properly grounded circuit or breaker and separate properly grounded 3-prong electrical receptacle recessed.

⚠ WARNING:

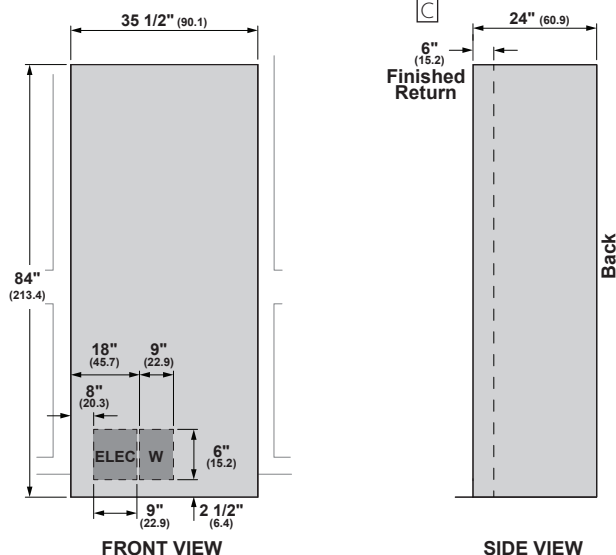
When installing appliance, you must use and follow the product installation instructions. These can be found with unit or on web at monogram.com.

OVERALL DIMENSIONS

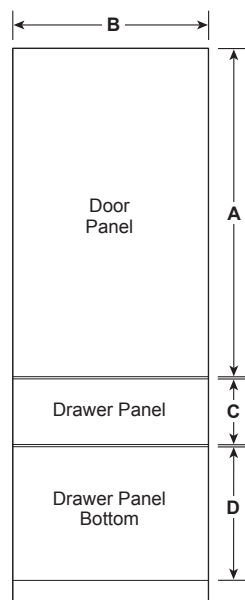


Dimensions in parentheses are in centimeters unless otherwise noted. Actual product dimensions may vary due to manufacturing tolerances.

SINGLE INSTALLATION



FLUSH 3/4" THICK PANEL DIMENSIONS SINGLE INSTALLATION




PANEL DIMENSIONS

A	B	C	D
49 3/8"	35 13/16"	9 11/16"	20 5/8"

STANDARD INSTALLATION

HELPFUL TIPS

-  A minimum 6" (15.2) finished return matching cabinet exterior recommended on interior on all sides and top at front of opening
- ZKW36V single install retrofit/standard installation
- Trimmed refrigerators are designed to be customized with decorative panels. Field-installed 3/4" custom door panels are required.
- Maximum total panel weight:
 Fresh Food Door – 39.1 lbs
 Convertible Drawer – 7.5 lbs
 Freezer Drawer – 17.1 lbs
- For Custom Panels: Use templates provided with units to pre-drill holes for mounting panel brackets (provided with unit). Adjustment screws and instructions also provided with units.
- Custom Panels require a custom handle from cabinet maker or the ZKPN – Handle Mounting Kit, is required when using Statement and Minimalist handles (sold separately).
- Stainless steel handle and panel options:
 ZK3SN369VLH: Left-hand Single Door Bottom Freezer
 Stainless Steel door panel kit
 ZKSB3H3CVSS: Minimalist handle kit
 ZKSB3H3PVSS: Statement handle kit
- GE SmartConnect™ Refrigerator Tubing Kits:
 The only Monogram approved plastic tubing is supplied in the SmartConnect Refrigerator Tubing kits.
 WX08X10006: Water Line 8' (2.5m)
 WX08X10015: Water Line 15' (4.6m)
 WX08X10025: Water Line 25' (7.6m)

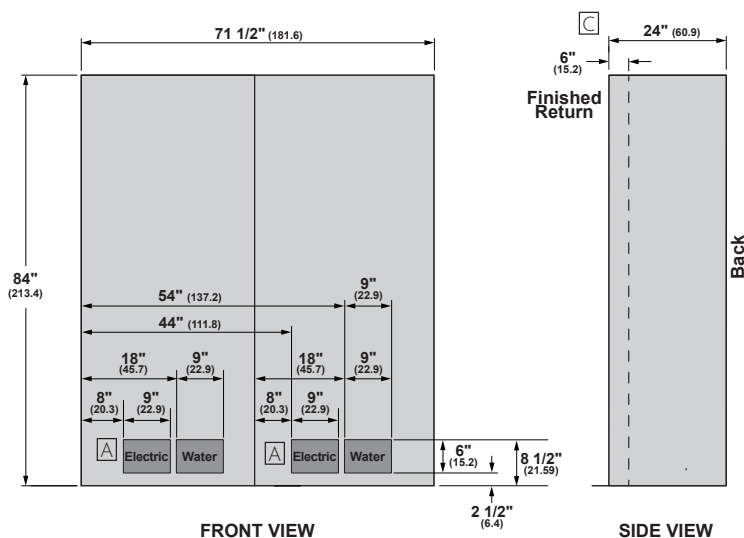
⚠ WARNING:

When installing appliance, you must use and follow the product installation instructions. These can be found with unit or on web at monogram.com.

This document is intended for cabinet and panel construction only.

DUAL INSTALLATION

36" INTEGRATED BOTTOM FREEZER (LEFT-HAND SWING), ZIC363NBVLH
36" INTEGRATED BOTTOM FREEZER (RIGHT-HAND SWING), ZIC363NBVRH

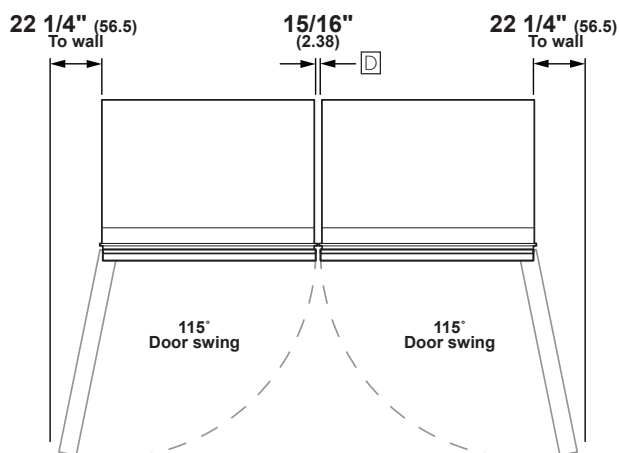


STANDARD INSTALLATION

HELPFUL TIPS

- A** A separate 115V, 60Hz, 15- or 20-amp power supply is recommended for each product.
- B** Cutout based on installation of two products with a left-and-right-hand door swing.
- C** A minimum 6" (15.2) finished return matching cabinet exterior recommended on interior on all sides and top at front of opening.
- D** ZKMV Unification Kit is required for Side-by-Side Heater/ Dual Installation. Kit generates the 15/16" between units and overall cut out width includes this dimension.

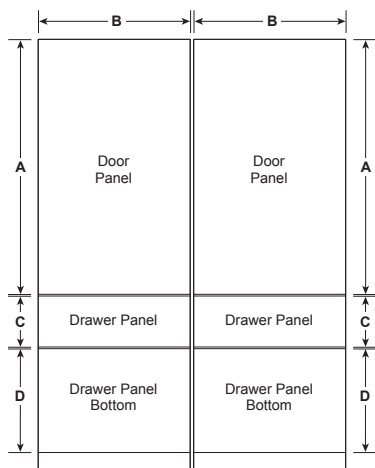
DUAL PRODUCT CLEARANCES



**Dimensions based on statement handle height of 2 9/16" (6.5)

FLUSH 3/4" PANEL DIMENSIONS DUAL INSTALLATION

36" BOTTOM FREEZER (LEFT-HAND SWING), ZIC363NBVLH
 36" BOTTOM FREEZER (RIGHT-HAND SWING), ZIC363NBVRH



PANEL DIMENSIONS

A	B	C	D
49 3/8"	35 13/16"	9 11/16"	20 5/8"

STANDARD INSTALLATION

HELPFUL TIPS

Trimmed refrigerators are designed to be customized with decorative panels. Field-installed 3/4" custom door panels are required.

Maximum total panel weight:

Fresh Food Door - 39.1 lbs

Convertible Drawer - 7.5 lbs

Freezer Drawer - 17.1 lbs

Note: For panels constructed with rails and stiles (5-panel), the rails and stiles must be a minimum of 2" wide.

For Custom Panels: Use templates provided with units to pre-drill holes for mounting panel brackets (provided with unit). Adjustment screws and instructions also provided with units.

Custom Panels require a custom handle from cabinet maker or the ZKPN - Handle Mounting Kit, is required when using Statement and Minimalist handles (sold separately).

Stainless steel handle and panel options:
 ZK3SN364VRH: Right-hand single door bottom freezer stainless steel door panel kit
 ZK3SN369VLH: Left-hand single door bottom freezer stainless steel door panel kit
 ZKSB3H3CVSS: Minimalist handle kit
 ZKSB3H3PVSS: Statement handle kit

Dual installation accessory kits:
 ZKW72V: Standard Dual-Install Kit
 ZKK72R: 72" stainless full-width toekick
 ZKMV: Integrated bottom-freezer unification/heater kit