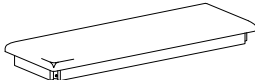
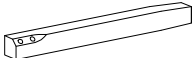




ASSEMBLY INSTRUCTIONS
INSTRUCCIONES

2213CG-BENCH BENCH
2213CG-BENCH BANCA

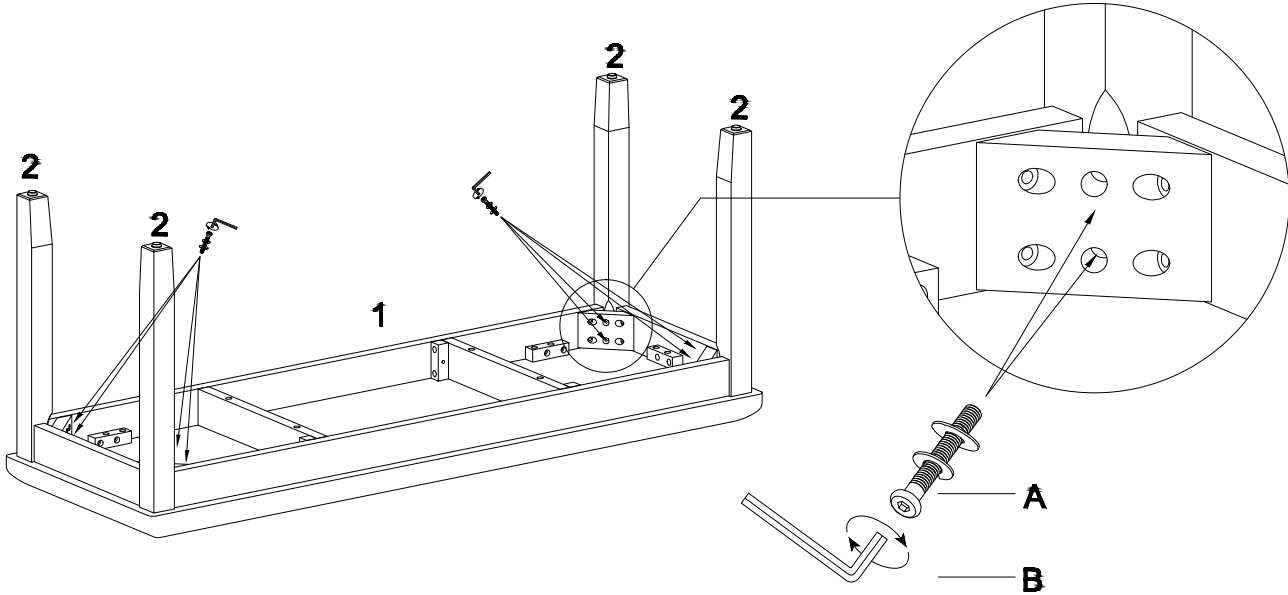
PARTS LIST

HARDWARE LIST

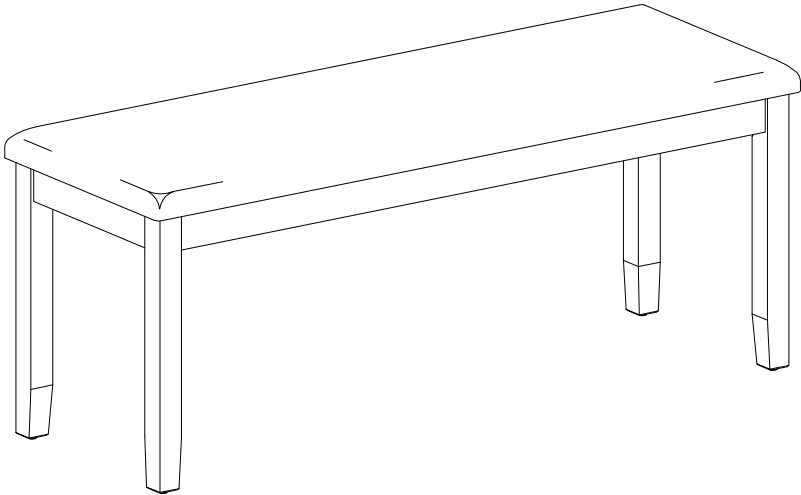
NO.	DESCRIPTION	SKETCH	Q'TY
1	SEAT FRAME		1
2	LEG		4

NO.	DRAWING	DESCRIPTION	Q'TY
A		Ø1/4"-20x2-3/8" L	8
B		M4 SMALL ALLEN KEY	1

STEP/PASO: 1



STEP/PASO: 2



DO NOT TIGHTEN ALL BOLTS UNTIL COMPLETELY ASSEMBLED.
NO APRETAR LOS TORNILLOS HASTA ARMAR COMPLETAMENTE.