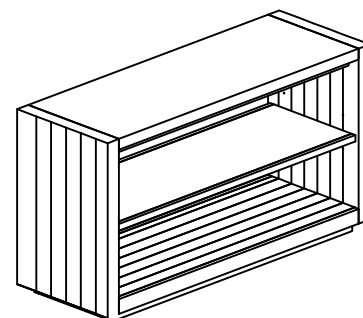


Warning :

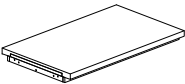
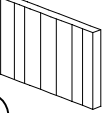
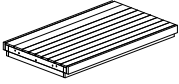
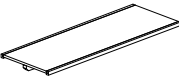




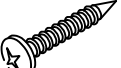


- Be sure to check all packing material carefully for small parts, which may have come loose inside the carton during shipment.
- To prevent possible scratches and damage, this furniture **MUST BE ASSEMBLED BY TWO PEOPLE** on a soft surface such as a blanket or carpet.

Important Use Information: We recommend using coasters, placemats and trivets when placing hot or cold containers on this item. It is also recommended to quickly cleanup any spills to minimize exposure to moisture. Doing so will prolong the life and look of the item for many years.

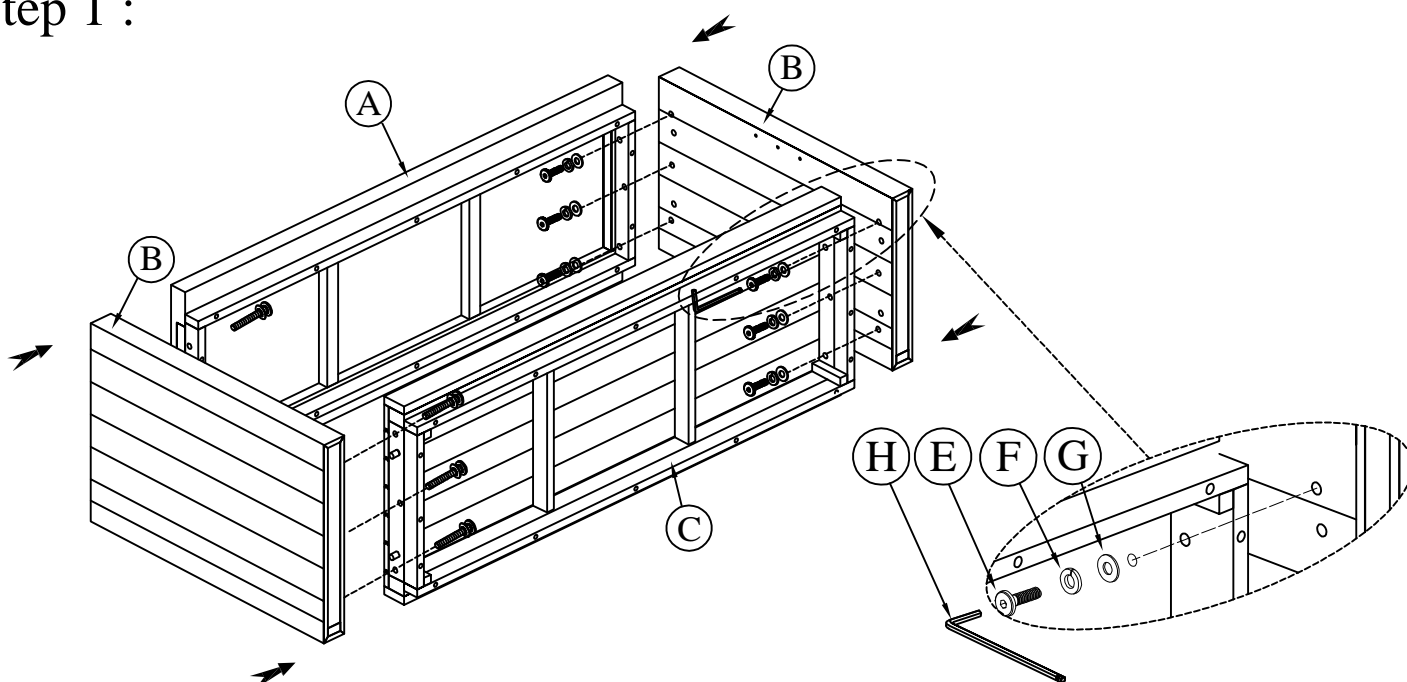


39315
SOFA TABLE

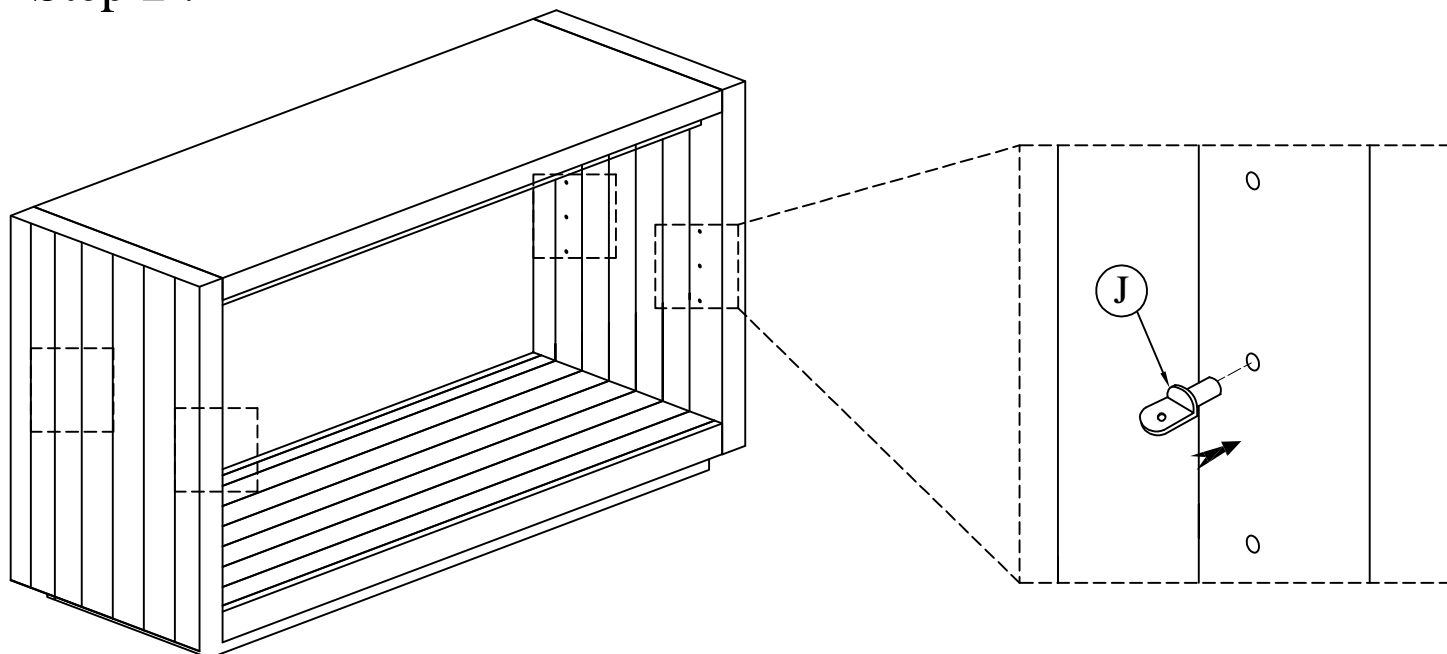
Components and Hardware List

Top Panel	End Assembly	Bottom Frame	Shelf	Allen Head Bolt 5/16"-18 x 1-3/4"	Spring Washer 5/16"	Flat Washer 5/16"x19mm
 (A) 1 pc.	 (B) 2 pcs.	 (C) 1 pc.	 (D) 1 pc.	 (E) 12 pcs.	 (F) 12 pcs.	 (G) 12 pcs.
 (H) 1 pc.	 (I) 4 pcs.	 (J) 4 pcs.	Tool Required (not provided) Phillips Screwdriver 			

Step 1 :



Step 2 :



Step 3 :

