




700 Tree House




|                         | US Units                     | Metric Units |
|-------------------------|------------------------------|--------------|
| Style Number            | 5E258                        |              |
| Product Type            | Broadloom                    |              |
| Collection              | Simply The Best              |              |
| Description             | Texture                      |              |
| Fiber                   | 100% SD PET POLYESTER        |              |
| Dye Method              | Predyed                      |              |
| Primary Backing         | Polypropylene                |              |
| Secondary Backing       | Classicbac                   |              |
| Product Size            | 12 ft                        | 3.66 m       |
| Face Weight             | 43.9 oz/yd²                  | 1488.5 g/m²  |
| Finished Pile Thickness | 0.73 in                      | 18.54 mm     |
| Gauge                   | 3/16 in                      | 21 per 10 cm |
| Tufts                   | 12.4 per in                  | 49 per 10 cm |
| Density                 | 2165 oz/yd³                  | 0.08 g/cm³   |
| Twist Information       | 5.20                         |              |
| Number of Colors        | 6                            |              |
| Pill Test               | Pass                         |              |
| FHA Data UM44D          |                              |              |
| Certification Number    | 53319                        |              |
| Type                    | I                            |              |
| Class                   | 1&2                          |              |
| Texture                 | F                            |              |
| Durability Rating       | 3.50                         |              |
| Warranty                | Shaw 15 Year Warranty        |              |
| Environmental           | CRI Certification (GLP9970 ) |              |

Test Reports may be included or listed by the manufacturing/inventory style number as opposed to the noted selling style number.


Colors

  
SHAW  
FLOORS  
SELECT

  
SHAW  
FLOORS  
SELECT

  
SHAW  
FLOORS  
SELECT

  
SHAW  
FLOORS  
SELECT

  
SHAW  
FLOORS  
SELECT


100 Sand Castle

101 Neutral Ground

102 Pebble Walk

500 Reflection

501 Anchor

  
SHAW FLOORS  
BINDER & MULTIBAND 4.1

shawfloors.com



