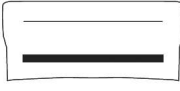



ITEM: SS417-SW-074

Meridian Swivel Chair

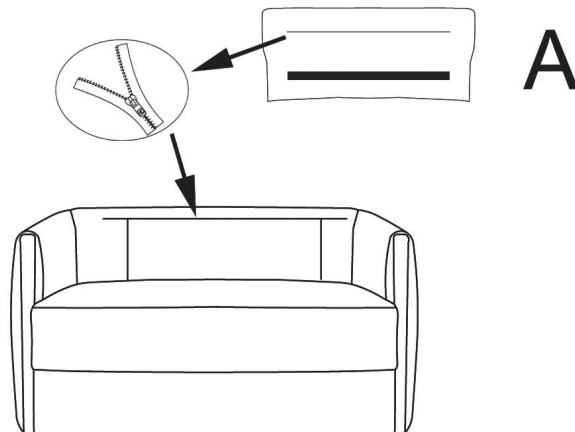
Thank you for purchasing this quality product. Be sure to unpack carefully looking for small parts which may have come loose during shipment.

Read all instruction and study the drawing carefully before starting the assembly process .

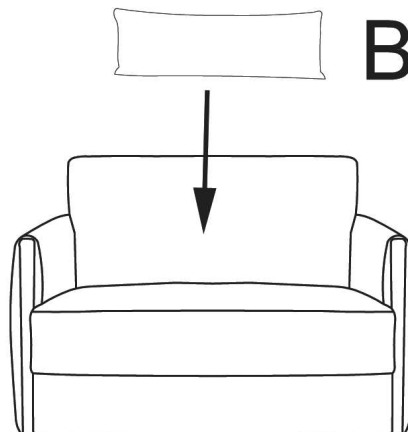
	Description	Sketch	Quantity
A	Back cushion		1
B	Lumbar pillow		1

Step 1: Take the back cushion(A) from the seat.

Step 2: Find the zipper at the back of the sofa and attach the back cushion(A) to the sofa.



Step 3: Finally, place the lumbar pillow (B) in front of the back cushion.



CAUTION

Do not allow children to play on this mechanism furniture or operate the mechanism. Leg rest folds down on closing so that child could possibly be injured. Always leave in an upright and closed position and keep hands feet clear of mechanism. Only the occupant should operate it.