

ADA24R • 24" ADA Solid Door Refrigerator • ADA Series



STAINLESS
SOLID (LOCK)



BLACK
SOLID (LOCK)

FEATURES & BENEFITS

PERFORMANCE	<ul style="list-style-type: none">• Volume of 5.3 cu ft holds up to 70 bottles (12 oz) or 140 cans (12 oz)• Digital Touch Pad Control is conveniently located on upper face of unit• Temperature range: 34°F - 45°F• Convection cooling system rapidly and efficiently takes items to the set temperature• Maintains temperature to within 1°F of the set point to maximize preservation
INTERIOR/EXTERIOR	<ul style="list-style-type: none">• 32" height meets ADA height requirement yet maximizes allowable space• White interior is illuminated with LED lighting• Four chrome plated durable wire shelves• Standard commercial stainless steel handle is interchangeable with professional handle accessory• Door swing is field reversible• Door lock is standard
INTEGRATION	<ul style="list-style-type: none">• Unit is designed to be built-in or can be freestanding• Four independently adjustable leveling legs provide a precise undercounter fit• Available in the following finishes: Stainless or Black

MODEL DETAILS

Model	Voltage	Door Swing	Finish	Shipping Weight
U-ADA24RS-13A	115	Field Reversible	Stainless Solid (Lock)	123 lbs
U-ADA24RB-13A	115	Field Reversible	Black Solid (Lock)	123 lbs

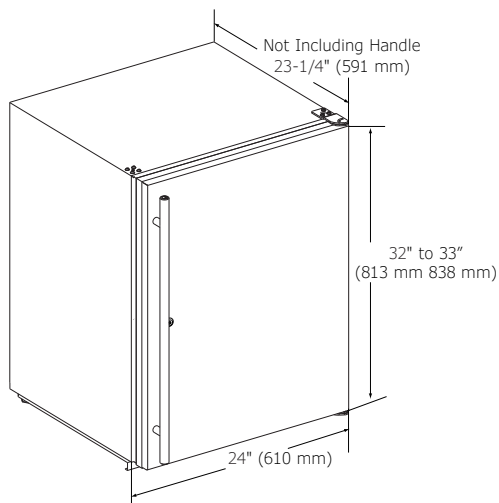
ACCESSORIES

Model	Description	Finish	Shipping Weight
23074	Professional Door Handle, 1 1/4" Diameter	Stainless	2 lbs
23073	Commercial Door Handle, 7/8" Diameter	Stainless	2 lbs

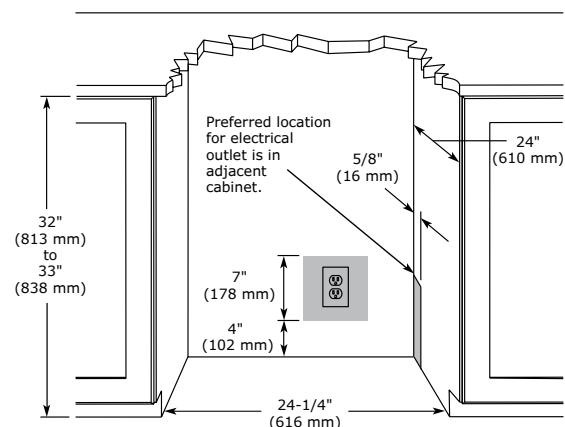
ADA Series • 24" ADA Solid Door Refrigerator • ADA24R

DIMENSIONS

Dimensions shown apply to all finishes.



CABINET CUT-OUT



INSTALLATION NOTES

When installing adjacent to wall, ensure 2 1/2" clearance on hinged side for 90° door opening, allowing ample room for door handle.

Cutout includes the additional 1/4" width overall to ensure proper installation.

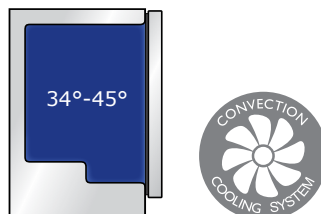
No additional clearance around sides, top or rear of unit is needed for ventilation.

Do not obstruct front grille air flow.

SPECIFICATIONS

Model	ADA24R
Amps: Running	1.2
Capacity: Bottle (12 oz)	70
Capacity: Can (12 oz)	140
Capacity: Volume (cu ft)	5.3
Control Type	Digital Touch Pad
Dimensions: Product Depth	23 1/4" / 591 mm
Dimensions: Product Height	32" / 813 mm
Dimensions: Product Width	24" / 610 mm
Energy Consumption: Avg. Per Year	240 kWh
ENERGY STAR	ENERGY STAR
Product Weight: Max	117 lbs
Refrigerant Type	R600a
Sabbath (Star K Certified)	Yes
Temperature Range	34°F - 45°F

COOLING SYSTEM



ELECTRICAL REQUIREMENTS

This unit requires a grounded a polarized 115 VAC, 60 Hz, 15 A power supply (normal household current).