

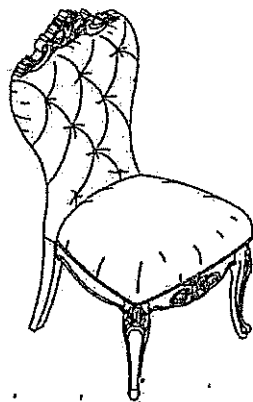
ASSEMBLY INSTRUCTION




ITEM#: 67442

DESCRIPTION: SIDE CHAIR







Thank you for purchasing this quality product. Be sure to check all packing materials carefully for small parts may have come loose inside the carton during shipment. Identify and count all parts and compare with the parts listed below.

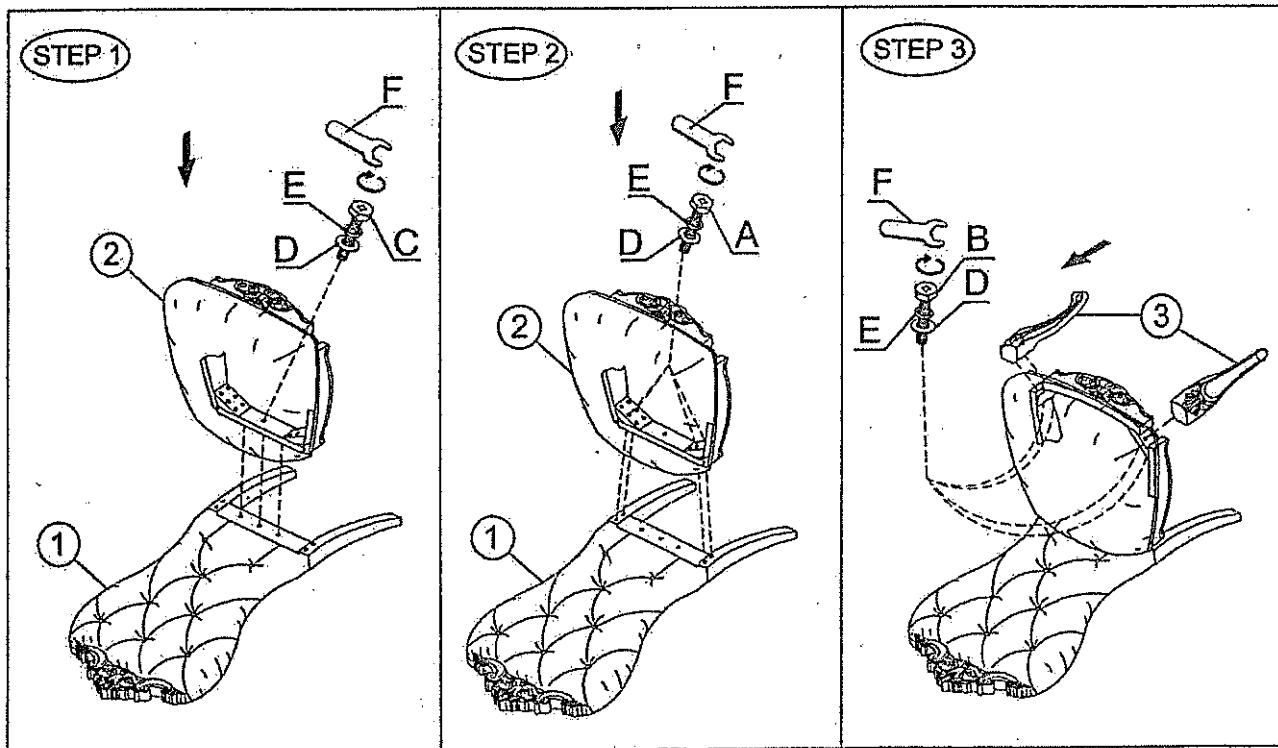
PART LIST:



①	②	③
		
BACK FRAME:1PC	SEAT CUSHION-FRAME:1PC	FRONT LEGS: 2PCS

HARDWARE LIST

NO.	Drawing	Description	Q'ty
A		Bolt (Φ5/16"×3-1/4")	4pcs
B		Bolt (Φ5/16"×2-1/2")	4pcs
C		Bolt (Φ5/16"×1-3/4")	1pc
D		Flat washer (Φ5/16"×19mm)	9pcs
E		Spring washer (Φ3/16")	9pcs
F		Φ5/16" Wrench(12mm)	1pc



CLEANING INSTRUCTION

Clean the surface of the Side Chair with furniture polish and a soft cloth.

Made in Vietnam