

# RAS300DMWW

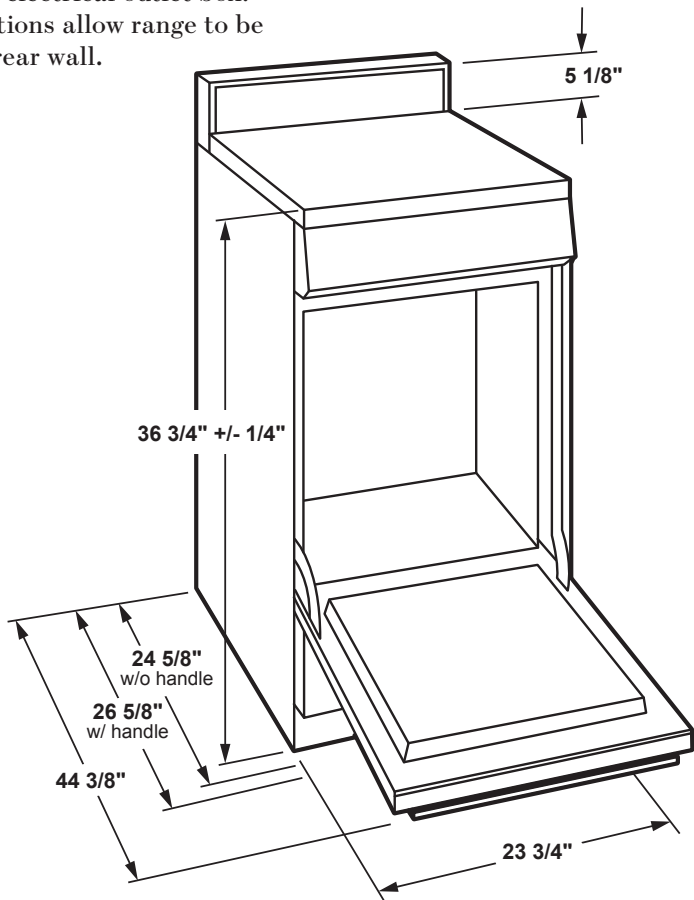
## Hotpoint® 24" Free-Standing Front-Control Electric Range

### DIMENSIONS AND INSTALLATION INFORMATION (IN INCHES)

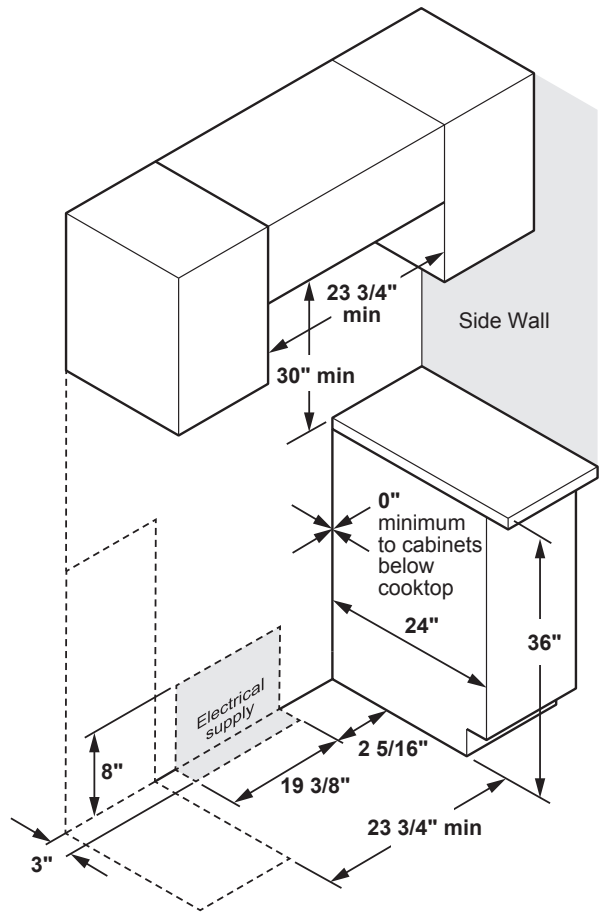
#### RECEPTACLE LOCATIONS

Locally approved flexible service cord or conduit must be used because terminals are not accessible after range installation. See shaded area in drawings for location of electrical outlet box. Recommended outlet locations allow range to be installed directly against rear wall.

KW RATING	
240V	9.3
208V	7.2



### DIMENSIONS AND CLEARANCES (CONT.) ELECTRICAL OUTLET LOCATIONS



Hotpoint®

For answers to your Hotpoint product questions, visit our website at [hotpoint.com](http://hotpoint.com) or call 800.626.2000.



All GE Appliances ranges are equipped with an Anti-Tip device. The installation of this device is an important, required step in the installation of the range.

# RAS300DMWW

## Hotpoint® 24" Free-Standing Front-Control Electric Range

### FEATURES AND BENEFITS

Front controls – Minimize need to reach

Sensi-Temp Technology – Enjoy the same cooking power as a traditional coil with an added safety feature that meets new UL858 Household Electric Ranges Standard for Safety

Lift-up cooktop with porcelain-enameled subtop – Access messes under the cooktop for easy cleanability

Two oven racks – Durable to securely hold any cookware

Standard clean oven – Smooth surface makes cleaning by hand easier

One-piece durable handle – Strong and long-lasting

Chrome drip bowls – Contain spills and remove for easy cleaning


Standard window – Provides a convenient viewing area to check the progress of food

Cooktop "On" Indicator Light – Know when an element is on

Storage drawer – Ideal for cookware and kitchen accessories

Sabbath Mode

Model RAS300DMWW – White



# Hotpoint®