

KOTR24XV

24" OVER THE RANGE MICROWAVE OVEN



1.4 cu.ft OTR microwave with full width door
designed to install above a cooktop or range

300 CFM blower with 2 speed settings

High powered microwave combined with hidden vent
airflow exhaust (optional vented or recirculation
installation)

Energy saving LED surface cooking illumination

Touch through glass controls with LED display

2 years parts & labor warranty

FEATURES	
Design	Stainless steel trim and black glass door with touch control
Microwave power levels	10
Microwave Output power	1000 W
Oven volume	1.4cu.ft
Turntable	Yes
Cavity Finishing	Dark gray
Sensor reheat, defrost	Yes
Timer	Yes
Blower speed	High 300 CFM / Adjustable on 2 levels
Recirculation	Yes
Lights	1 Interior LED
Included accessories	1 turntable glass tray 1 charcoal filter
Auto cooking functions	Popcorn, vegetables, and potato buttons, Auto defrost, sensor controlled reheat

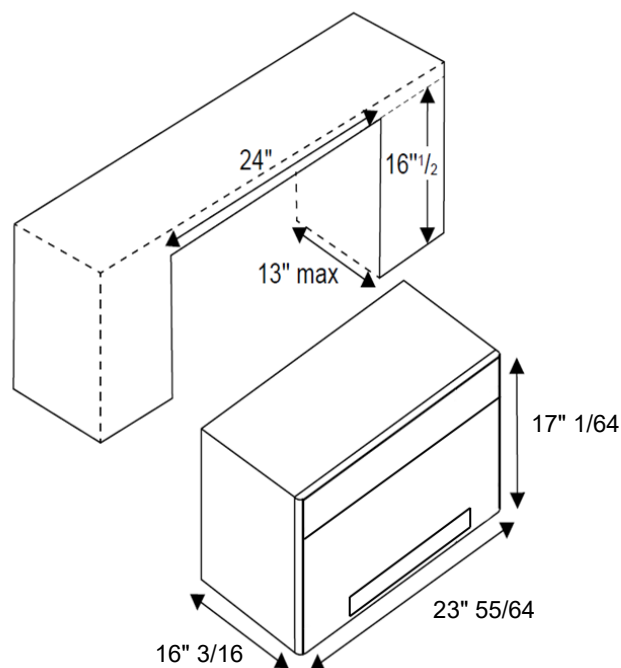
TECHNICAL SPECIFICATIONS	
Voltage, frequency	120 V 60 Hz
Max Amp usage, power rating	13 A - 1550W
Power Connection	NEMA 5-15 plug with 3.3 ft cord
Net weight (Lb)	55
Product dimensions	H: 17" 1 /64 - W: 23" 55/64 - D: 16" 3/16
Certification	UL, DOE, CEC
Warranty	2 years parts & labor

KOTR24XV

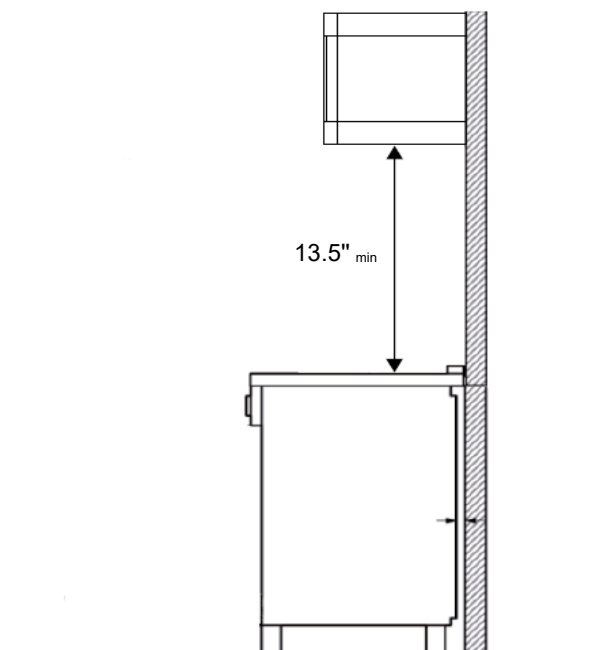
24" OVER THE RANGE MICROWAVE



INSTALLATION DRAWING



Depth with open door: 40"

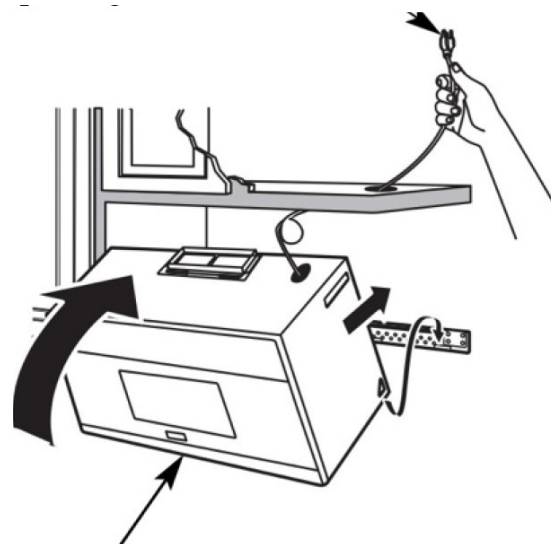
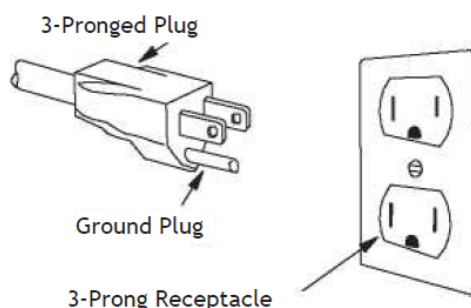


ELECTRICAL CONNECTION

The Power Supply Cord and plug must be connected to a separate 120 Volt AC 60 Hz, 15 Amp or more branch circuit, single grounded receptacle.

The cord has a 3-pronged plug and must be installed into an outlet that is properly grounded.

The electrical receptacle must be within the minimum cord length of 39" 3/8



Bertazzoni recommends to operate the appliance after it has been installed in a cabinet. The kitchen cabinets shall be made of materials capable of withstanding temperatures at least 117°F (65°C) above room temperature in order to avoid possible damage to the cabinets during oven usage.

For further installation instructions refer to the installation manual.

For full installation details and requirements consult the installation manual

Disclaimer: while every effort has been made to insure the accuracy of the information contained in this document, Fratelli Bertazzoni reserves the right to change any part of the information at any time without notice. For detailed installation specifications consult the installation manual. Fratelli Bertazzoni, Bertazzoni and the winged wheel brand icon are registered trademarks of Bertazzoni Spa.