

# Nordal Sofa



## Nordal

Welcome style and sophistication into your home with our N-Series sofa range. Characterised by a low profile, distinctive arm shapes and elegant standing legs, the N-Series sofa combines minimalist design and style to create a truly sleek sofa that will complement the theme of your living area.

The Nordal sofa makes use of broader shapes to create an eye-catching sofa that is both stylish and comfortable. Chunky, block-style arms give Nordal the perfect distinctive touch, while providing a supportive platform on which to rest your arms. With padded cushioning in the back and seat, Nordal offers the perfect space to lounge and relax.

**Warranty** – See warranty policy for more details.



10 years on molded foam cushions and steel frames  
5 years on mechanisms  
2 years on leather and fabric covers

DESIGNED IN NORWAY

## The IMG Promise

Our products are subjected to the highest Norwegian quality standards. Our comprehensive warranty policy is our promise to you that your furniture has been built to last.

# Nordal Features



## Multiple Configuration Options

With our Nordal sofa, you can make it your own with a wide range of seating configurations available to suit your living area. From 1, 2, 2.5 or 3-seater to open-end sofas and corner seats, along with a range of customizable arm and leg options to suit your taste.



1 Seat



2 Seat



2.5 Seat



3 Seat Duo



3 Seat



Long Seat + 2 Seat



Open End Module + Corner + 3 Seat



3 Seat + Corner + 2 Seat



Pall

Please note: These images illustrate the configuration only, sofa arms differ.

## Features

### 1. Higher Grade Foam

Created through cold-cure foam technology, this ensures ergonomically correct seating posture and support which lasts.

### 2. Steel Interior Springs

Steel springs located throughout the back and seat provide optimum support whilst cradling the body.

### 3. Solid Construction

A steel and hardwood frame provides durability and strength.

### 4. Leg Options

Choose from an aluminium leg either polished or unpolished, or choose one of our new leg options: a tube-shaped leg available in a brushed and black finish, or a straight wooden leg available in 9 colour options. Customise your sofa further with 2 leg positions: either underneath the armrests or under the seat for a more alternative look.

### 5. New Seat Depth Option

Our new 3cm cushion depth allows for improved comfort and added ergonomic support, encouraging correct leg posture while seated.

## Leg Options and Positions



Steel Brushed  
Tube Leg



Steel Black  
Tube Leg



Wood  
Straight Legs  
(9 colors)



Aluminum  
Black Legs



Aluminum  
Polished Legs



Wood Legs \*  
(9 colors)



Leg under  
the arm



Leg under  
the seat



Aluminum leg  
under the arm

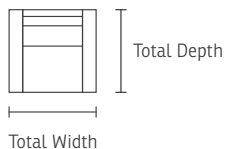
## Headrest Option



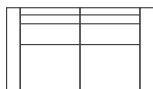
\* Available in Asia only

# Nordal Technical Specifications

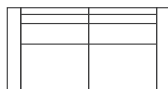
1 Seat



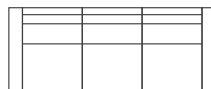
2 Seat



2.5 Seat



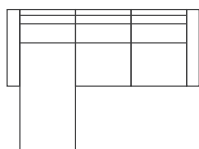
3 Seat



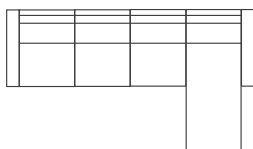
3 Seat Duo



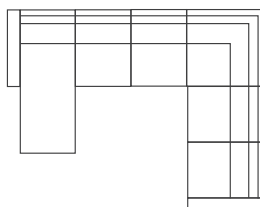
Long Seat + 2s



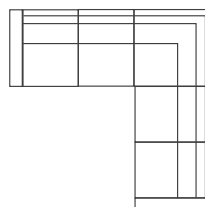
3s + Long Seat



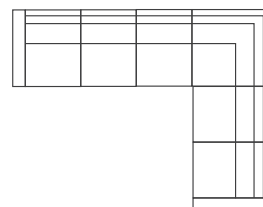
Long Seat + 2s +  
Corner + 2s



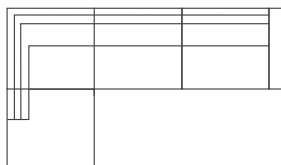
2s + Corner + 2.5s




3s + Corner + 2s



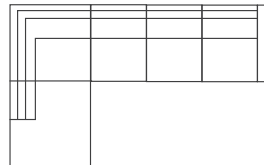
Open End Module +  
Corner + 3s Duo



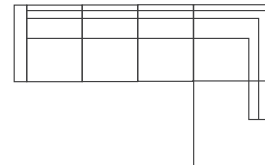
3s Duo + Corner +  
Open End Module



Open End Module +  
Corner + 3s



3s + Corner +  
Open End Module



## Measurements\*

Nordal	Total Width	Total Depth	Arm Height	Total Height	Seat Height	Seat Depth
1 Seat	98 cm / 38.5 in	82-85 cm / 32.2-33.4 in	58 cm / 22.8 in	84 cm / 33 in	44 cm / 17.3 in	50-53 cm / 19.6-20.8 in
2 Seat	158 cm / 62.2 in	82-85 cm / 32.2-33.4 in	58 cm / 22.8 in	84 cm / 33 in	44 cm / 17.3 in	50-53 cm / 19.6-20.8 in
2.5 Seat	188 cm / 74 in	82-85 cm / 32.2-33.4 in	58 cm / 22.8 in	84 cm / 33 in	44 cm / 17.3 in	50-53 cm / 19.6-20.8 in
3 Seat	218 cm / 85.8 in	82-85 cm / 32.2-33.4 in	58 cm / 22.8 in	84 cm / 33 in	44 cm / 17.3 in	50-53 cm / 19.6-20.8 in
3 Seat Duo	218 cm / 85.8 in	82-85 cm / 32.2-33.4 in	58 cm / 22.8 in	84 cm / 33 in	44 cm / 17.3 in	50-53 cm / 19.6-20.8 in
Long Seat + 2s	218 cm / 85.8 in	148 cm / 58.2 in	58 cm / 22.8 in	84 cm / 33 in	44 cm / 17.3 in	50-53 cm / 19.6-20.8 in
Long Seat + 2s + Corner + 2s	283 cm / 111.4 in	223 cm / 87.7 in	58 cm / 22.8 in	84 cm / 33 in	44 cm / 17.3 in	50-53 cm / 19.6-20.8 in
2s + Corner + 2.5s	223 cm / 87.7 in	253 cm / 99.6 in	58 cm / 22.8 in	84 cm / 33 in	44 cm / 17.3 in	50-53 cm / 19.6-20.8 in
3s + Long Seat	278 cm / 109.4 in	148 cm / 58.2 in	58 cm / 22.8 in	84 cm / 33 in	44 cm / 17.3 in	50-53 cm / 19.6-20.8 in
3s + Corner + 2s	283 cm / 111.4 in	223 cm / 87.7 in	58 cm / 22.8 in	84 cm / 33 in	44 cm / 17.3 in	50-53 cm / 19.6-20.8 in
Open End Module + Corner + 3s Duo	283 cm / 111.4 in	194 cm / 76.3 in	58 cm / 22.8 in	84 cm / 33 in	44 cm / 17.3 in	50-53 cm / 19.6-20.8 in
3s Duo + Corner + Open End Module	283 cm / 111.4 in	194 cm / 76.3 in	58 cm / 22.8 in	84 cm / 33 in	44 cm / 17.3 in	50-53 cm / 19.6-20.8 in
Open End Module + Corner + 3s	283 cm / 111.4 in	194 cm / 76.3 in	58 cm / 22.8 in	84 cm / 33 in	44 cm / 17.3 in	50-53 cm / 19.6-20.8 in
3s + Corner + Open End Module	283 cm / 111.4 in	194 cm / 76.3 in	58 cm / 22.8 in	84 cm / 33 in	44 cm / 17.3 in	50-53 cm / 19.6-20.8 in

\* The dimensions are approximate and may vary with +/-2cm

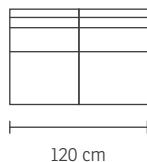
# Nordal Module Options

## Modules

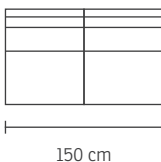
1 Seat  
no arm



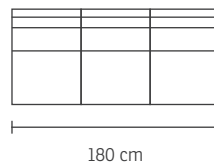
2 Seat  
no arm



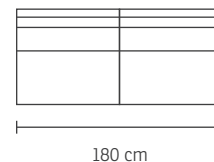
2.5 Seat  
no arm



3 Seat  
no arm

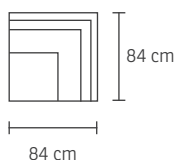


3 Seat Duo  
no arm

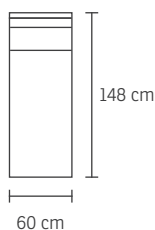


82 - 85 cm

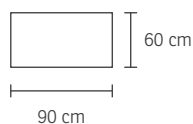
Corner



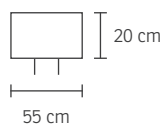
Long seat



Pall



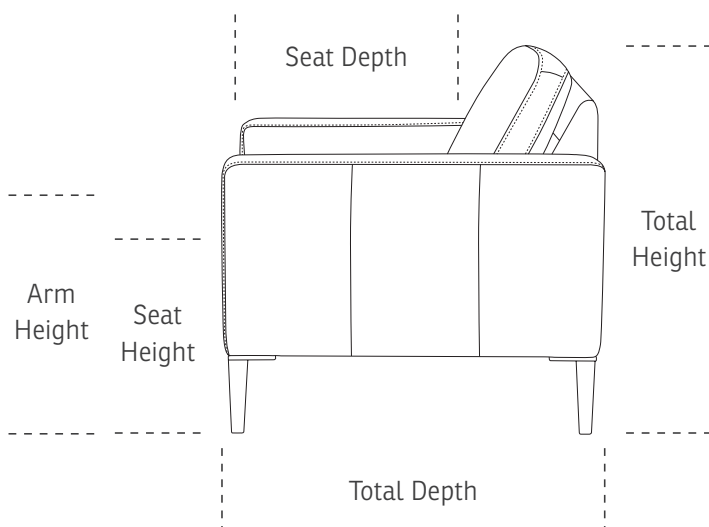
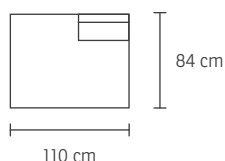
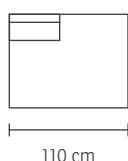
Headrest



Arm



End module



## Cushion Size Options:

Choose between two seat depth options

A. Cushion 50cm (Standard)

B. Cushion 53cm