



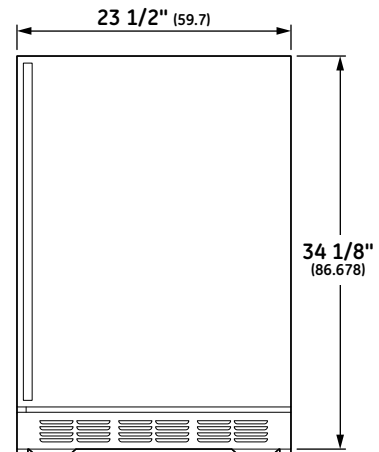
SPECIFICATIONS

Overall Width	23 1/2" (59.7 cm)
Overall Height	34 1/8" (86.7 cm)
Overall Depth	23 3/16" (58.9 cm)
Door Clearance	9 3/8" (23.8 cm) @ 110° 2" (5.1 cm) @ 90° 23 7/8" (60.6) door length
Overall Capacity	5.4 cu. ft.
Minimum Cabinet Width	23 3/4" (60.3 cm)
Minimum Cabinet Depth	24" (60.9 cm)
Cutout Width	23 3/4" (60.3 cm)
Cutout Height	34 1/2" (87.7 cm) Min 35" (89 cm) Max
Electrical Requirements	1.0 A
Voltz/Hertz/Amps	120 V, 60 Hz, 15 or 20 amp circuit
Shipping Weight	126 lb (57 kg)

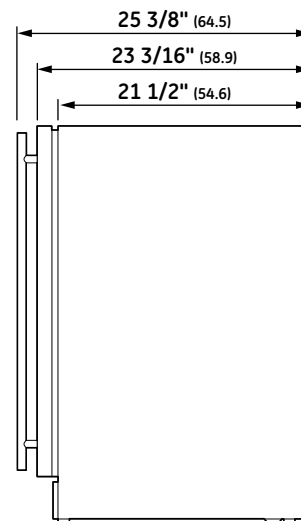
ATTENTION ELECTRICIAN:

A 115 volt 60Hz., 15 or 20 amp power supply is required. An individual properly grounded branch circuit or circuit breaker is recommended. Install a properly grounded 3-prong electrical receptacle recessed into the back wall.

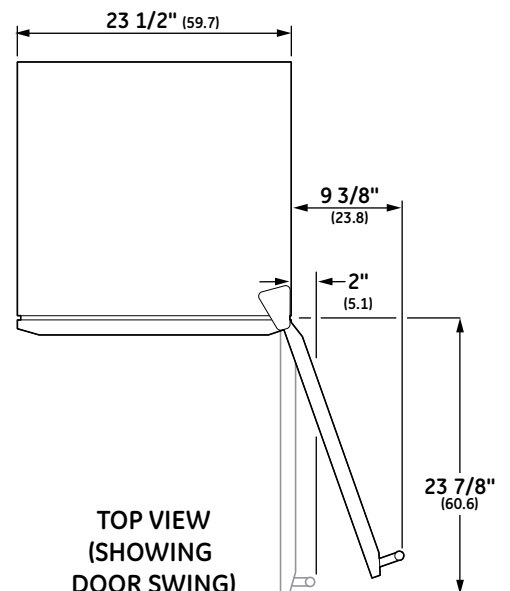
OVERALL DIMENSIONS



FRONT VIEW



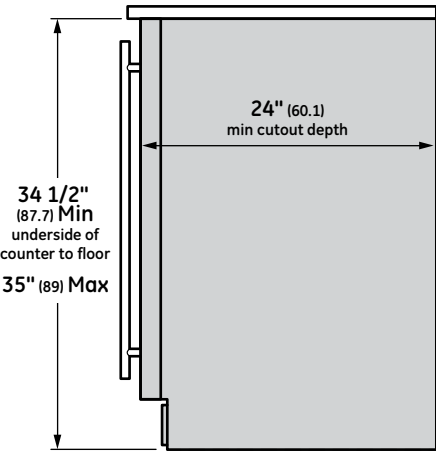
SIDE VIEW

TOP VIEW
(SHOWING
DOOR SWING)

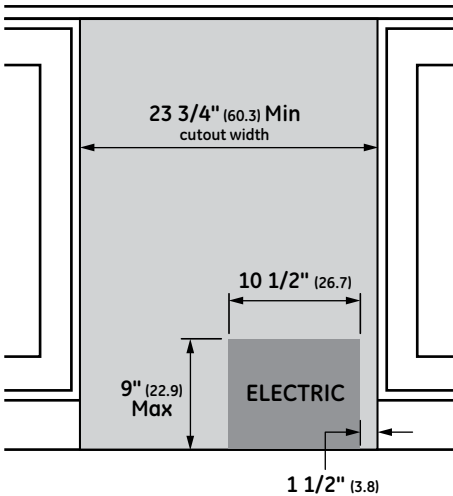
Dimensions in parentheses are in centimeters unless otherwise noted.

Actual product dimension may vary due to manufacturing tolerances.

INSTALLATION



FLUSH CUTOUT INSTALLATION
SIDE VIEW



INSTALLATION CUTOUT
FRONT VIEW

NOTES

- If installing between frameless cabinets, a 1/2" wide filler strip or side panel may be required. The filler strip will act as a spacer between the door case and adjacent cabinet and will prevent interference with cabinet door swing. The width of the opening must include filler panels
- The cutout depth must be 24".
- The cutout dimensions shown allow for a full door swing and access to the pull-out racks when installed as a built-in.
- The Fresh-Food Refrigerator can be free-standing.
- Can be installed flush with standard cabinetry.

FEATURES AND BENEFITS

Adjustable Temperature Control - Maintains a consistent temperature

LED Temperature Display - Allows you to monitor the temperature at a glance

Clear LEXAN Crisper on Full-extension slides - Provides easy access to contents

Removable Spillproof Glass Shelves - Helps contain spills for ease of cleaning

Custom-Panel Option - Designed to be customized with a customer provided 3/4" thick custom door panel; A custom handle is also required

Flush Installation - Allows near-seamless integration with surrounding cabinetry

Quick Space Shelf - Slides out of the way to make room for tall items

LED Lighting - Places contents into clear, brilliant view

Beverage Shelf on Full-Extension Slides - Holds up to five wine bottles or ten 12-oz. cans

Reversible Door Swing - Easily reversed to left or right door swing as needed



ZIFS240HSS - right-hinge door

