



ASSEMBLY INSTRUCTIONS COASTER FINE FURNITURE



Fine Furniture for every stage of life

**115183
DINING CHAIR**

REVISION 0: 06/30/2021

ITEM : 115183



ASSEMBLY INSTRUCTIONS

ASSEMBLY TIPS:

- 1.Remove hardware from box and sort by size.
- 2.Please check to see that all hardware and parts are present prior to start of assembly.
- 3.Please follow attached instructions in the same sequence as numbered to assure fast & easy assembly.



WARNING !

- 1.Don't attempt to repair or modify parts that are broken or defective. Please contact the store immediately.
- 2.This product is for home use only and not intended for commercial establishments.



ASSEMBLY TIME

5 MINUTES

PARTS IDENTIFICATION

HARDWARE IDENTIFICATION

A		BACK AND SEAT	1PC
B		FRONT LEG	2PCS
C		BACK RIGHT LEG	1PC
D		BACK LEFT LEG	1PC

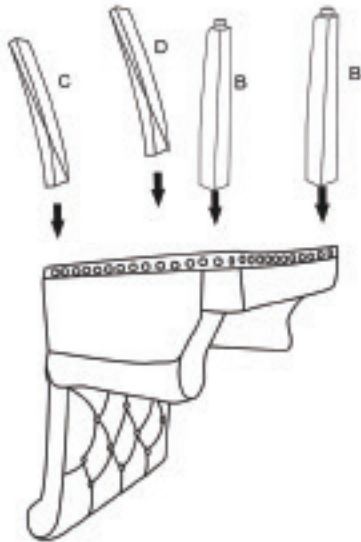
HARDWARE PACKAGE				
1	SHORT BOLT		M8x60	4PCS
2	LONG BOLT		M8x65	4PCS
3	ALLEN KEY		M8	1PC
4	LOCK WASHER		Φ8	8PCS
5	FLAT WASHER		Φ8	8PCS

ITEM: 115183

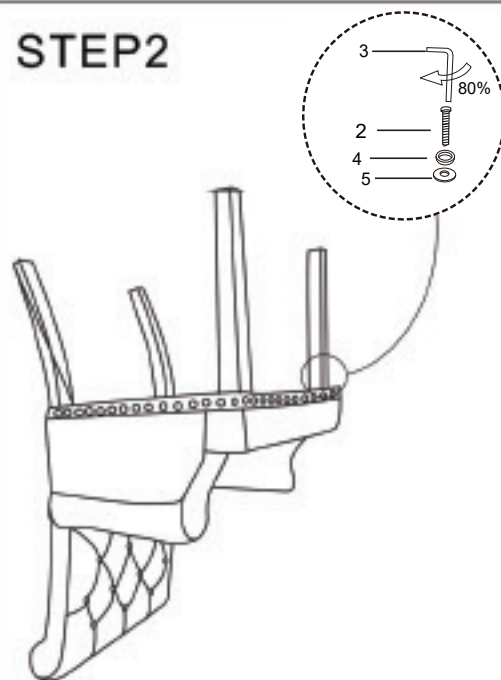


ASSEMBLY INSTRUCTIONS

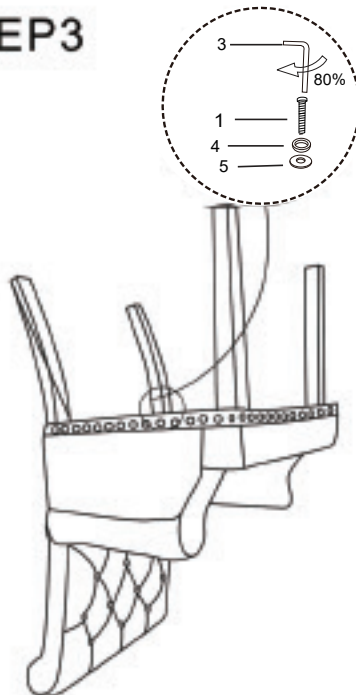
STEP 1




STEP2



STEP3



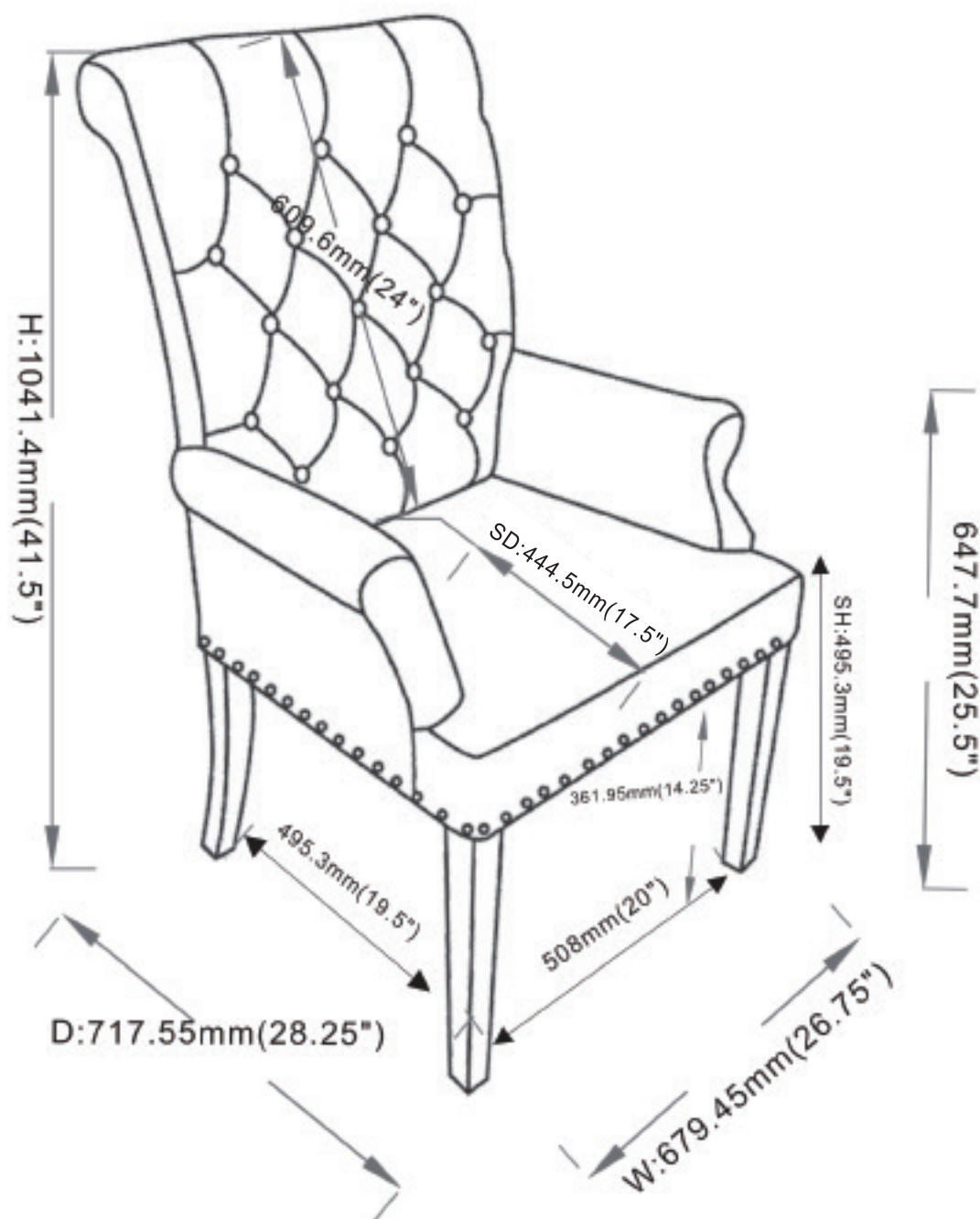
STEP4



ITEM: 115183



ASSEMBLY INSTRUCTIONS



Note: Dimension tolerance $\pm 5\%$