

HydroTap Cube Plus CS Tap

Product Spec Sheet



HydroTap Cube Plus Chilled/Sparkling (CS) Tap

Elevate your home hydration with the HydroTap Cube Plus CS Tap and enjoy instant access to filtered chilled and sparkling water from the tap.

The HydroTap Cube Plus offers a contemporary twist on a classic with its angular square shape which is softened by its rounded corners.

This tap style can be installed over the sink as a secondary tap or over our optional design range font/drip tray. The HydroTap Cube Plus tap is available in six different finishes from a classic chrome to a modern gunmetal.

HydroTap Cube Plus CS Tap - Available Finishes



Chrome



Brushed
Chrome



Matte
Black



Brushed
Gold



Brushed
Nickel



Gunmetal

Product Order Codes for HydroTap Cube Plus CS Taps

HydroTap Cube Plus CS Tap in Chrome	01046230
HydroTap Cube Plus CS Tap in Brushed Chrome	01046231
HydroTap Cube Plus CS Tap in Matte Black	01046232
HydroTap Cube Plus CS Tap in Brushed Gold	01046233
HydroTap Cube Plus CS Tap in Brushed Nickel	01046234
HydroTap Cube Plus CS Tap in Gunmetal	01046235

Please see individual product spec sheets for command center and accessory product specs and order codes.

HydroTap Cube Plus CS Tap

Product Spec Sheet



Installation Requirements

The HydroTap is a pump-driven system so the installation of the Tap must be within 3' (0.9m) of the base command center. Installation on most countertops is straightforward however, some stone countertops may require a specialized cutting service.

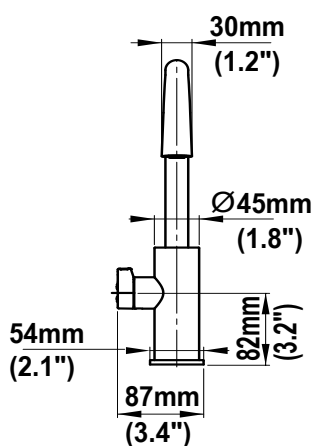
If using a drip tray (font) accessory, suitable drainage to a trapped waste is required within 3' (0.9m) of the installation. Sufficient space and clearance to install the HydroTap as detailed in the product installation guidelines is required.

Installation and connection of your HydroTap must be carried out by a qualified person, observing all local, state, & federal regulations.

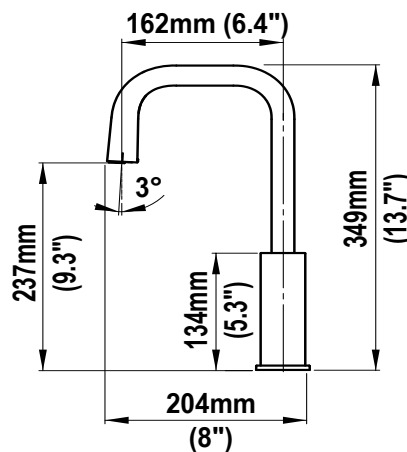
HydroTap Cube Plus CS - Tap Specs

Style:	HydroTap Cube Plus Tap (CS)
Hole Size:	1 - 3/8" / 35mm
Tap Height:	13.7" (349mm) fixed height from counter to apex of spout
Handle Orientation:	Left side - fixed
Installation:	The tap is showcased at its finest when paired with the optional Design Range Drip Tray / Drain Font. It can be also be installed as an accessory tap over an existing sink.
Flow Rate:	Max 1.8 gpm / 6.8 lpm
Sparkling Water Flow Rate	0.4 gpm / 1.51 lpm
Product Certifications:	IAPMO - NSF/ANSI 372, 42, 53, CSA B4438.1, ASSE 1087; cUL; CEC; AB-100
ADA Compliant:	Yes

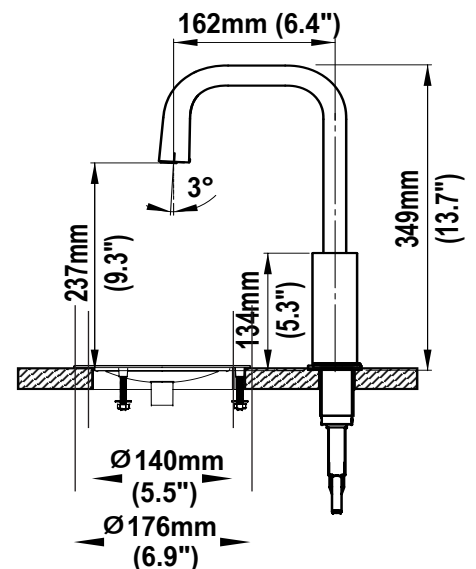
Cube Plus - Front View



Cube Plus - Side View



Cube Plus on Optional Standalone Font



Installation by Zip Professional Service is available in select metro areas and can be arranged with a phone call to 1-833-233-2358 or by emailing wecare@na.zipwater.com. Technical Installation assistance over phone or video call can be obtained by calling our customer care line at 1-833-233-2358, Monday through Friday 8am - 7pm Central Time.

HydroTap 120V CS G5 Kitted Command Center

Product Spec Sheet



HydroTap 120V CS G5 Command Center Kitted with 1.5lb CO₂ and CO₂ Regulator

Product Order Code: 01048500

The HydroTap by Zip Water is sparkling water on-demand and it's water at its best. That's because the HydroTap 120V CS command center provides users instant access to filtered chilled still and chilled sparkling water.

This command center is kitted with our 1.5lb CO₂ (2 cylinders) + CO₂ regulator. This kit ideal for residential and small commercial applications and can be paired with any of our various tap styles.

HydroTap 120V CS G5 Command Center - Product Specs

Product Order Code	01048500
Water Pressure:	Min 37psi – Max 100psi (2.60 - 7.03kg/cm ²) with a minimum flow rate of 1 gpm (3.79 lpm)
Water Connection:	½" BSP - isolation valve is required within 3' (0.9m) of the installation
Integral Water Values:	All HydroTap systems are fitted with a Dual Check Valve and a 50psi (3.52kg/cm ²) Pressure Limiting Valve
Water Supply Requirements:	Potable drinking water supply
Optimal Total Dissolved Solids (TDS) Range:	TDS Min 50ppm – Max 150ppm
Integral Water Filter:	0.2 micron, 1 size - replace every 1,100 gallons / 4,163 liters or 12 months
Power Rating:	110-120V, 50-60Hz, 15 amp power supply with a NEMA 5-15 outlet
Dimensions (WxDxH):	11" x 16" x 13.1" / 280mm x 406mm x 333mm
Minimum Air Gap:	Minimum of 2" / 50mm clearance on left and right side and 8" / 200mm above
Minimum Cabinet Size:	18" wide x 15" deep / 457.2mm wide x 381mm deep
Maximum Hose Connection Length	3' / 0.9m (tap to command center)
Minimum Distance Needed for Installation	15" / 381mm (interior wall to garbage disposal)
Dry Weight:	66lbs / 30kg
Product Approvals:	IAPMO - NSF/ANSI 372, 42, 53, CSA B483.1, ASSE 1087; cUL; CEC
Warranty:	2-year limited parts and labor warranty
Included CO₂ Cylinder :	Zip Water 1.5lb CO ₂ with CGA-320 fitting and CO ₂ regulator
CO₂ Operating Pressure:	Min 39psi - Max 44psi / Min 2.74 - Max 3.09kg/cm ²

HydroTap 120V CS G5 Command Center

Product Spec Sheet

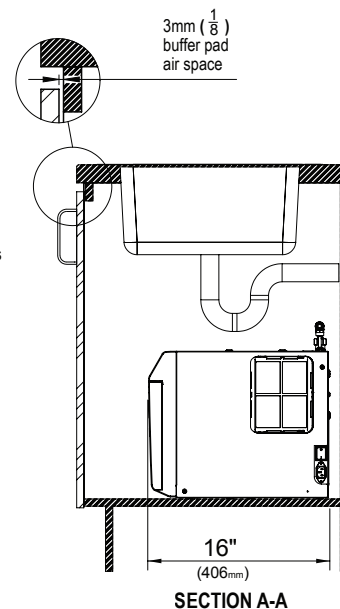
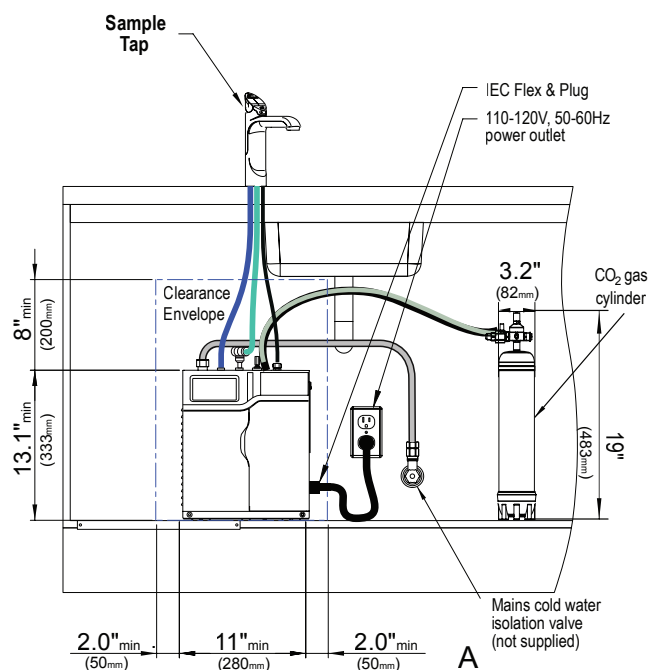
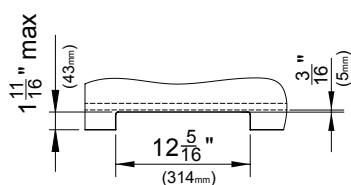
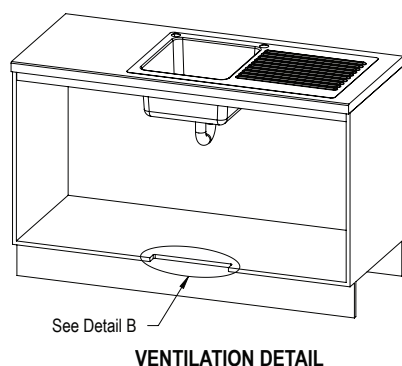


Installation Requirements

Installation and connection of your HydroTap must be carried out by a qualified person, observing all local, state, & federal regulations. You will require suitable 110-120V 50-60Hz, 15 amp power supply with a NEMA 5-15 electrical outlet within 5' 9" (1.75m) of the product.

The HydroTap is a pump-driven system so the installation of the Tap must be within 3' (0.9m) of the base command center. The HydroTap is an air-cooled system so discrete cabinetry cut-outs are required for ventilation. Installation on most countertops is straightforward however, some stone countertops may require a specialized cutting service.

If using a drip tray (font) accessory, suitable drainage to a trapped waste is required within 3' (0.9m) of the installation. If you live in an area with hard water (more than 150ppm), we recommend installation of a scale filtration kit or a water softener. Sufficient space and clearance to install the HydroTap as detailed in the product installation guidelines is required.



Scan QR code to view
installation guide.

Installation by Zip Professional Service is available in select metro areas and can be arranged with a phone call to 1-833-233-2358 or by emailing wecare@na.zipwater.com. Technical Installation assistance over phone or video call can be obtained by calling our customer care line at 833-233-2358, Monday through Friday 8am - 5pm Central Time.

1.5lb CO₂ Cylinder + Regulator

Detailed Spec Sheet



1.5lb CO₂ Cylinder and CO₂ Regulator - Product Specs

Product Description:	2 x 1.5lb Beverage-Grade Carbon Dioxide Cylinder with Regulator
CO₂ Capacity:	Approximately 400 8oz cups (per canister)
CO₂ Operating Pressure:	Min 39psi - Max 43psi / Min 2.74 - Max 3.02kg/cm ²
CO₂ Height (without regulator):	Approximately 12" / 305mm
CO₂ Diameter:	Approximately 3.2" / 81mm
CO₂ Regulator Height:	Approximately 6" / 152mm
CO₂ Regulator Width:	Approximately 7" / 178mm
CO₂ Regulator Depth:	Approximately 4.3" / 109mm
Valve Type:	CGA-320
Max Height (with regulator)	Approximately 19" / 482mm
Max Width (with regulator):	Approximately 6" / 152mm
Storage Temperature:	CO ₂ should be stored out of direct sunlight. Max storage temperature is 120°F (48.8°C)

