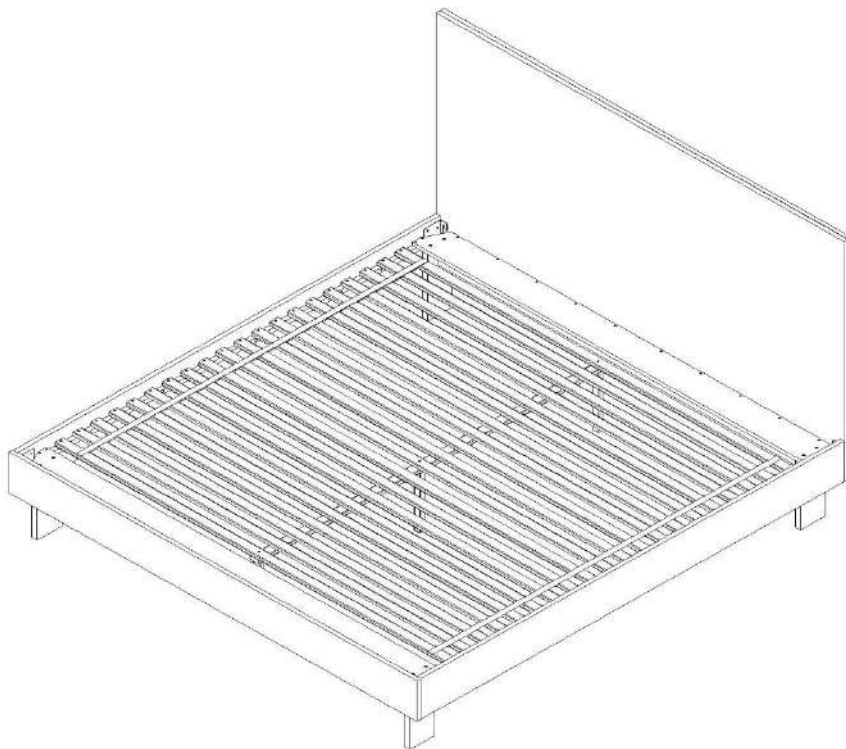




ASSEMBLY INSTRUCTIONS COASTER FINE FURNITURE



Fine Furniture for every stage of life

225011KE (B1&B2)
Eastern King Bed

ITEM: 225011KE (B1&B2)



ASSEMBLY INSTRUCTIONS

ASSEMBLY TIPS:

1. Remove hardware from box and sort by size.
2. Please check to see that all hardware and parts are present prior to start of assembly.
3. Please follow attached instructions in the same sequence as numbered to assure fast & easy assembly.



WARNING!

1. Don't attempt to repair or modify parts that are broken or defective. Please contact the store immediately.
2. This product is for home use only and not intended for commercial establishments.



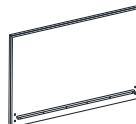
ASSEMBLY TIME

20 MINUTES

PARTS IDENTIFICATION

B1 (BOX 1)

A HEADBOARD PANEL



1PC

B FOOTBOARD PANEL



1PC

C TOP PANEL



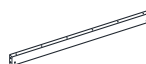
2PCS

D LEG




4PCS

E CROSSBAR



2PCS

F ROLL SLAT (20PCS)



1SET

G CENTER RAIL SUPPORT
WITH LEVELER



3PCS

B2 (BOX 2)

H BED RAIL



2PCS

I CENTER RAIL



1PC

NOTE:

Phillips head screw driver is required in the assembly process; however, manufacturer does not provide this item.

ITEM: 225011KE (B1&B2)



ASSEMBLY INSTRUCTIONS

ASSEMBLY TIPS:

1. Remove hardware from box and sort by size.
2. Please check to see that all hardware and parts are present prior to start of assembly.
3. Please follow attached instructions in the same sequence as numbered to assure fast & easy assembly.

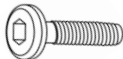
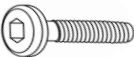
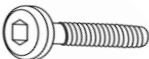










WARNING!

1. Don't attempt to repair or modify parts that are broken or defective. Please contact the store immediately.
2. This product is for home use only and not intended for commercial establishments.

HARDWARE IDENTIFICATION

Z-B1 (BOX 1) - HARDWARE PACK IS LOCATED IN 225011KE (B1)

1	SHORT BOLT (M8 x 20mm - RBW)		8PCS
2	MEDIUM BOLT (M6 x 35mm - BLK)		8PCS
3	LONG BOLT (M6 x 60mm - BLK)		4PCS
4	LOCK WASHER (M6 - BLK)		12PCS
5	SMALL FLAT WASHER (M6 x 13mm - BLK)		12PCS
6	BIG FLAT WASHER (M8 x 18mm - RBW)		8PCS
7	PAN HEAD SCREW (M4 x 30mm - BLK)		84PCS
8	BARREL NUT (M6 x 13mm - SLV)		4PCS
9	WOOD DOWEL (M8 x 30mm - NAT)		4PCS
10	SMALL ALLEN WRENCH (M4 x 65mm - BLK)		1PC
11	BIG ALLEN WRENCH (M5 x 65mm - BLK)		1PC

NOTE:

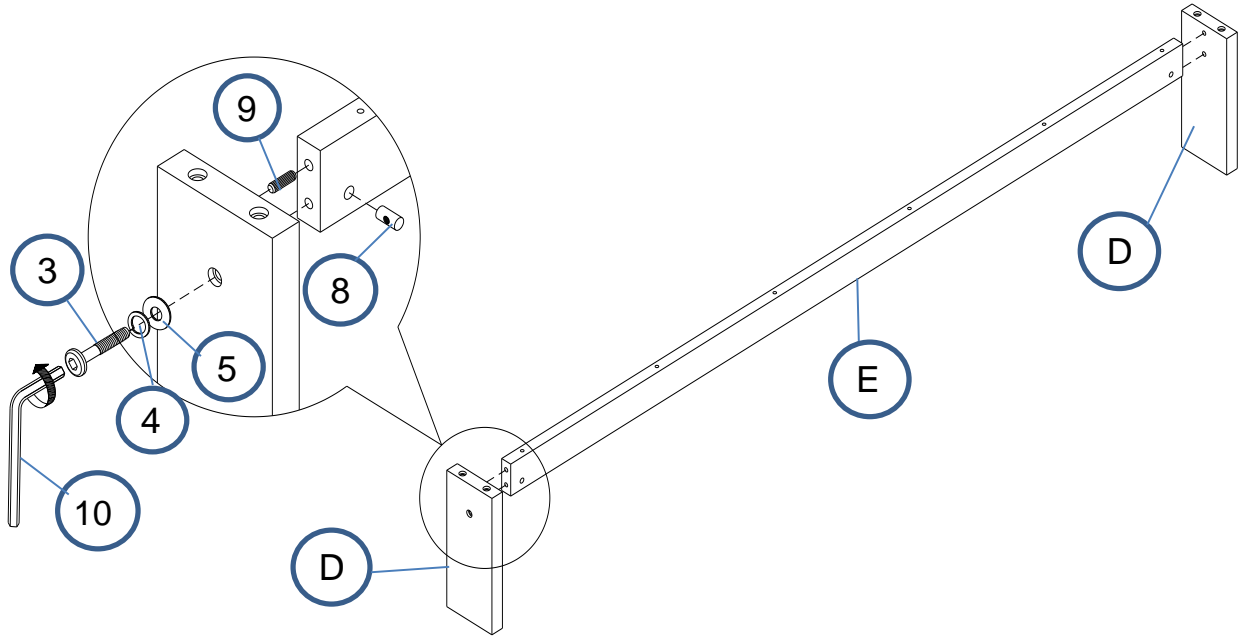
Phillips head screw driver is required in the assembly process; however, manufacturer does not provide this item.

ITEM: 225011KE (B1&B2)

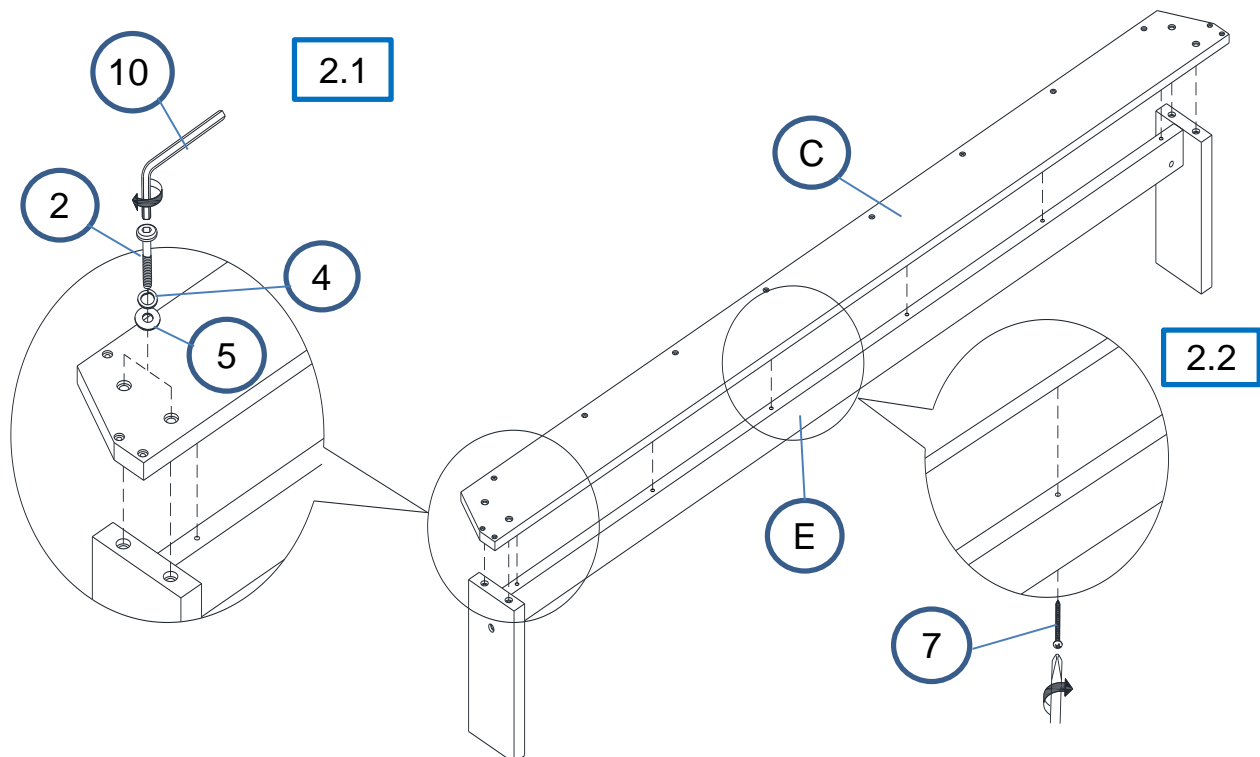


ASSEMBLY INSTRUCTIONS

STEP 1



STEP 2

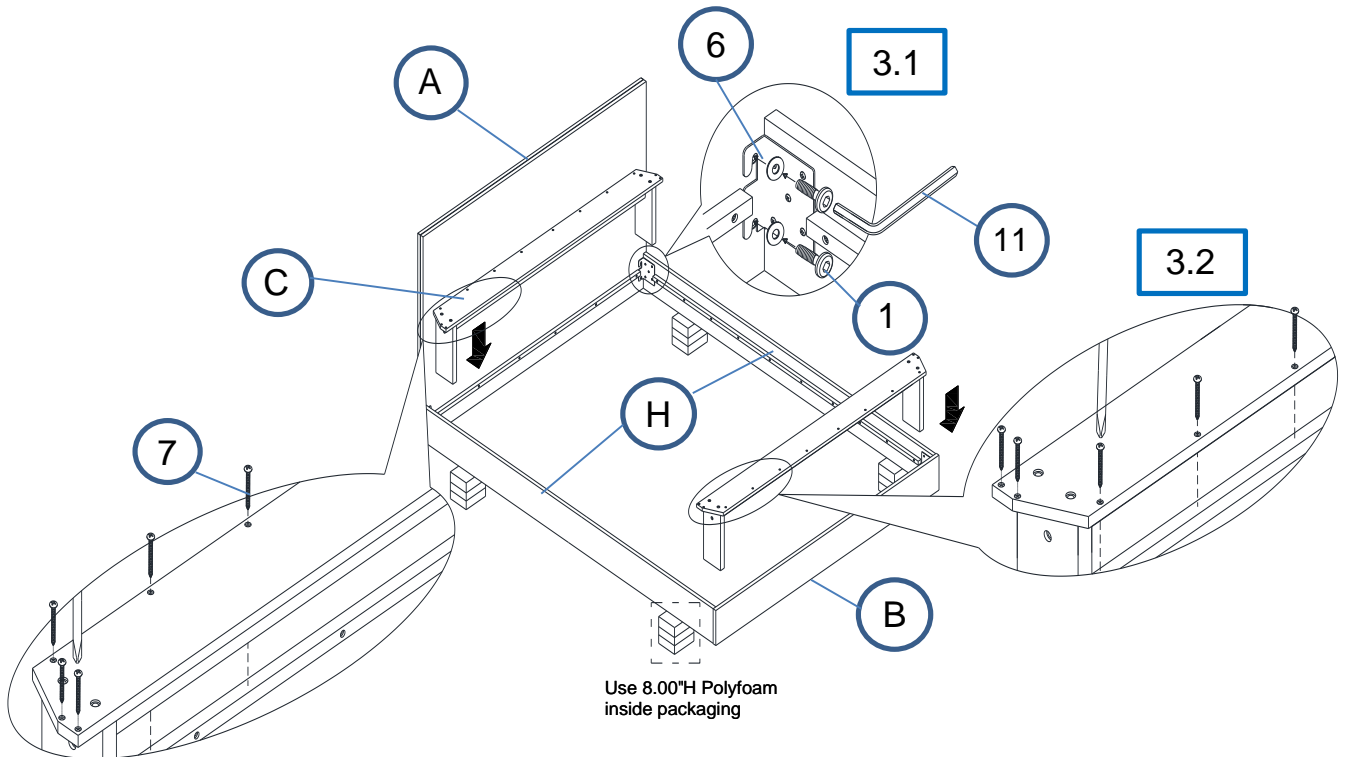


ITEM: 225011KE (B1&B2)

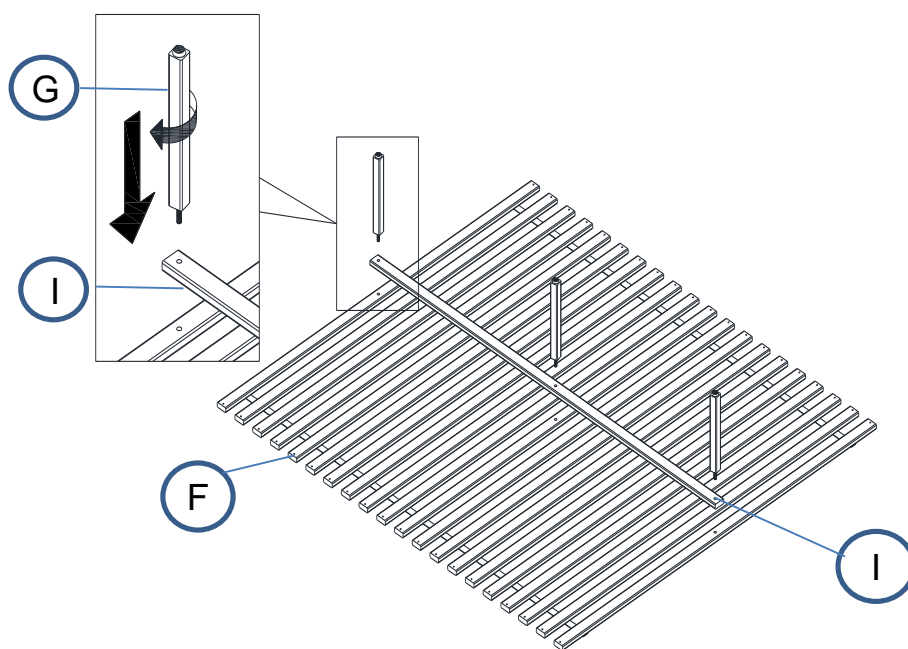


ASSEMBLY INSTRUCTIONS

STEP 3



STEP 4

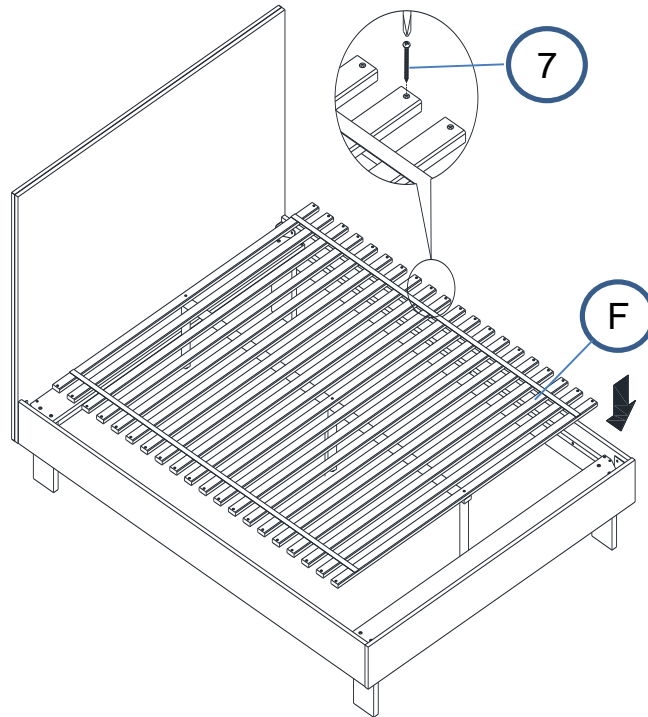


ITEM: **225011KE (B1&B2)**

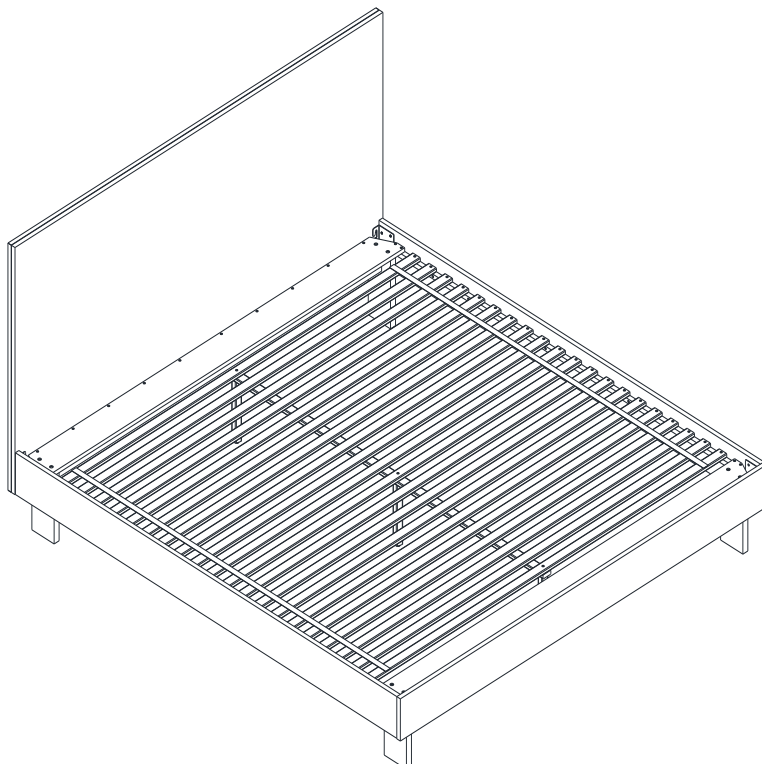
ASSEMBLY INSTRUCTIONS



STEP 5



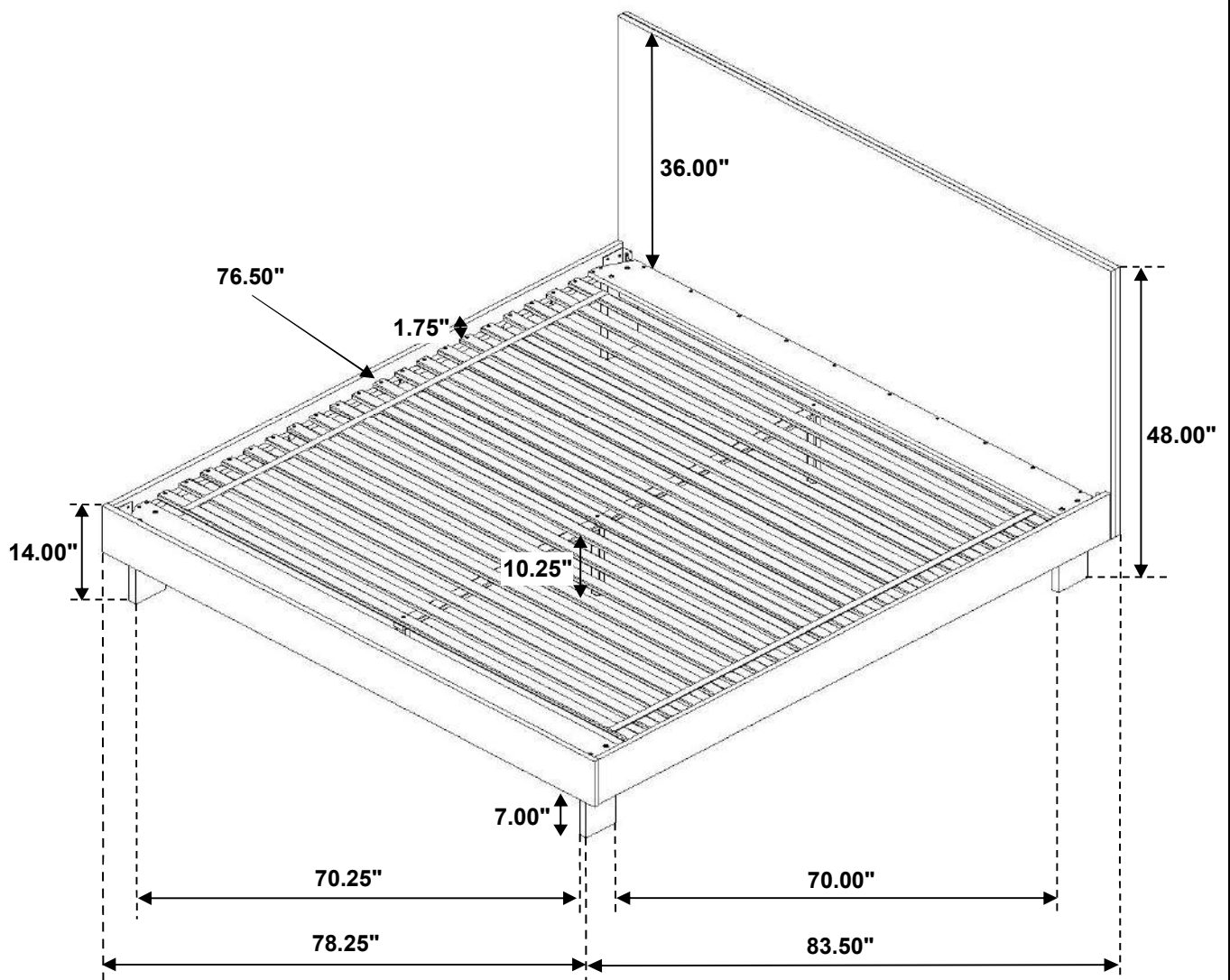
STEP 6 **COMPLETE**



ITEM: **225011KE (B1&B2)**



Inner Size : 76.50"W x 81.00"D



Note : Dimension tolerance $\pm 5\%$