

PINPL628S1

Hood Insert



YALE
APPLIANCE

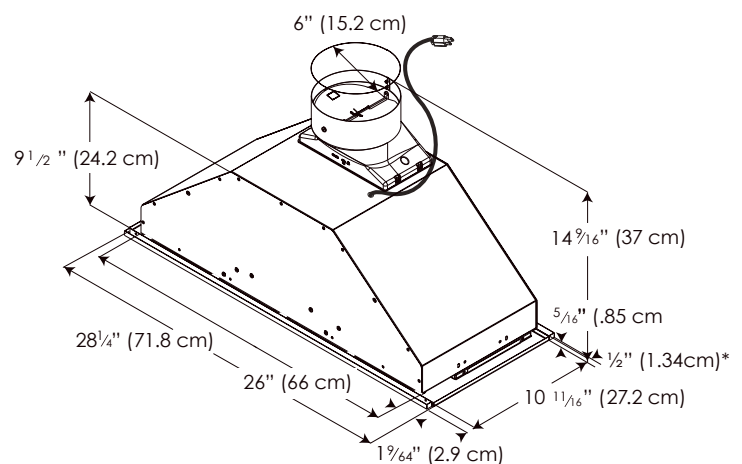


This hood provides professional grade performance, while being discreetly mounted inside the cabinetry. It is available with a 600 CFM blower for extraordinary ventilating power.

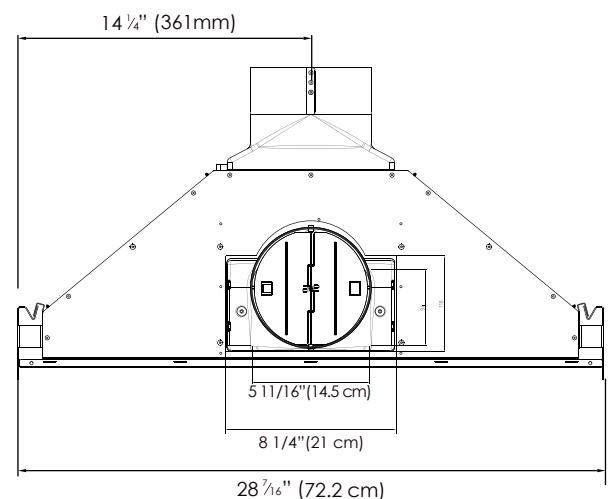
Plus the All-In-One design avoids the need to purchase a stainless liner. Hidden metallic in/out knob controls operate the 4-speed blower and LED lighting. A cleaner kitchen is ensured by angled traditional baffle filters.

MOUNTING HEIGHT RANGE


 $\geq 24"$ $\geq 30"$



* Stainless Steel Spacers must be installed and used when cabinet depth is greater than 12"



PINPL628S1

Hood Insert

YALE
APPLIANCE

SPECIFICATIONS

Width:	28" Unit
Model:	PINPL628S1
Cut-Out Dimensions:	26 1/8"W x 10 7/8"D
Blower Type(internal):**	600 CFM(3-speed)
Noise (sones):**	2.0 - 6.8 Sones
Finish:	Stainless Steel
Controls:	Stainless Steel Push Buttons
Illumination: (Replaceable Lamps 1 Intensity)	2 LED, 2.1 Watts 4000 KELVIN 235 LUMEN/Lamp
Grease Filter:	(2)Stainless Steel Baffle Slot Filters
Duct Transition:	6" Round with Backdraft Damper (top & rear)
Installation Type:	Ducted or Recirculating with Kit
Mounting Height Range:	Electric ≥ 24", Gas ≥ 30"
Electrical:	120V - 60 Hz, 455 Watts
ACCESSORIES: Hood Liner for 36": Hood Liner for 30": Recirculating Kit:	ACC02774 (35" x 17 1/2" - 20 1/2" D x 4" H) ACC02773 (29" x 17 1/2" - 20 1/2" D x 4" H) ACC02770 (2 round carbon filters & cabinet grate)
WARRANTY:	Two (2) years parts & in-home labor

FEATURES



Quiet System - Specialized technology that allows reducing sound levels of your hood, which can effectively decrease noise by more than 35%.



Stainless Steel Baffle Slot Filters - With a baffle shape and a mesh backing, it allows airflow while preventing grease from passing through. Grease is collected in the baffle cavities with high capacity.



LED Lighting- High Quality LED with 20,000 hours of lifespan allows a significant energy saving.

AIRFLOW CONTROL

Air Flow Control technology enables the user to reduce the maximum blower CFM of your hood achieving <300 CFMs, to meet local code requirements.

This model includes an Electronic Bypass Kit that needs to be placed at the moment of installing.



* The product images shown are for illustration purposes only and may not be an exact representation of the product.

** CFM and Noise data indicate the performance of the hood blower tested according to international standards. For AHAM Certified Ratings, established in accordance with California Title 24 Standardized test procedure, please refer to AHAM Certified Product Directory. Electric Ratings are declared according to UL.