



Kitchenaid® 1.4 Cu. Ft. Built-In Trash Compactor

KTTS505ESS

Available Finishes/Colours



KTTS505EPA
Panel Ready



KTTS505ESS
Stainless Steel

Dimensions		Exterior	
Depth	24.0	Toe Bar Drawer Opener	Yes
Height	34.13	Details	
Width	15.0		
		Compaction Ratio	5 to 1

Controls		Construction	All Welded
Control Type	Touch Pad	Front Levelers Rear Rollers	Yes
Air Filter Fan On Off	Yes	Motor Horsepower	1/3 HP
Solid Pack On Off	Yes	Side Release Bin	Yes
Tilt Switch	Yes	Solid Pack	Yes
		Tilt Away Trash Basket	Yes




Exterior	
Handle Color	Stainless Steel
Handle Material	Stainless Steel
Handle Type	Towel Bar
Door Style	Flat
Removable Key Lock	Yes

Features	
Automatic Anti Jam	Yes
Bag Retainer Buttons	Yes

Top Features

- 1/3 HP Motor
- Solid Pack™ Control with 5:1 Compaction Ratio
- Whisper Quiet® Plus

Manuals & Literature:

-  [Dimension Guide](#)
-  [Owner Manual](#)
-  [Warranty Information](#)

Simplify your trash collecting and recycling efforts with this built-in trash compactor. Selecting the Solid Pack™ Control allows you to reduce trash volume by up to 80%. Not only will you use fewer bags, but with the odour management system, the trash compactor helps keep your kitchen odour free. The new design includes a fully integrated front panel.

KitchenAid® Compactor

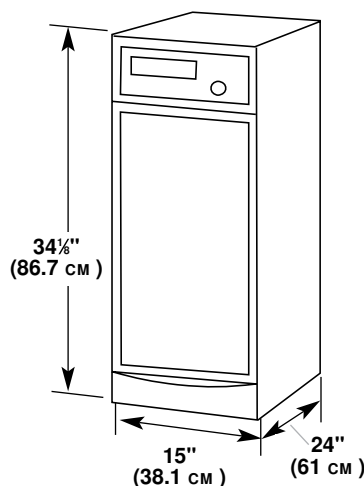
PRODUCT MODEL NUMBERS

KUCS03FT

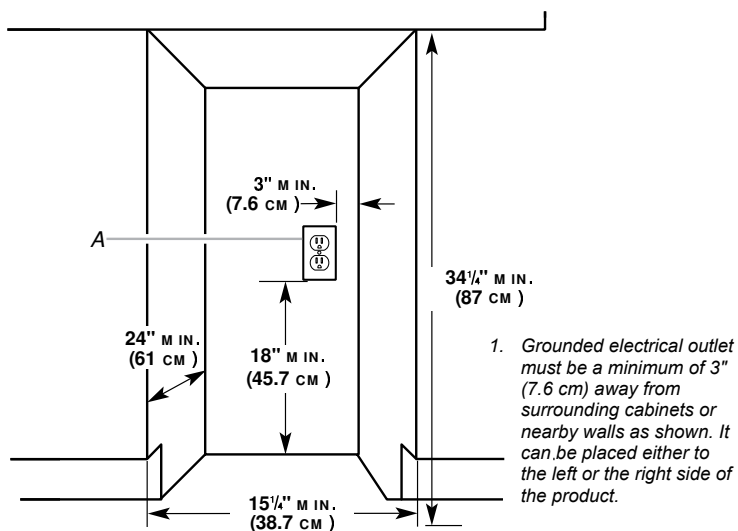
KTTS505E

ELECTRICAL: This compactor is for use on a single phase, 115-volt, 60 Hz, AC only, 15- or 20-amp fused and properly grounded circuit and is equipped with a grounding plug as shown below. It is recommended that a separate circuit serving only this appliance be provided.

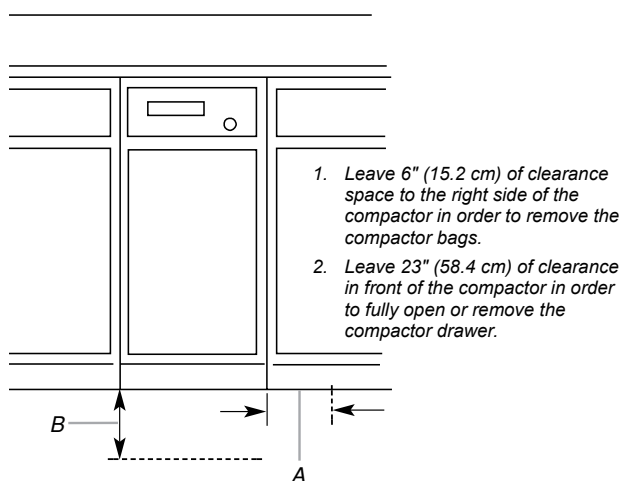
OVERALL DIMENSIONS



CABINET OPENING DIMENSIONS

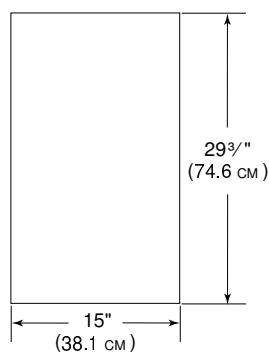


CLEARANCE DIMENSIONS



CUSTOM PANELS

WITHOUT TRIM KIT



Panel should be a minimum of 1/2" (13 mm) thick.