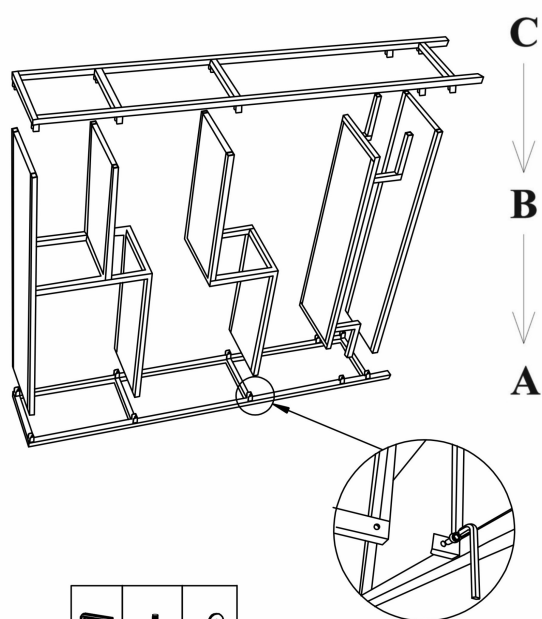



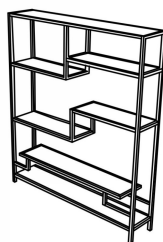




UTTERMOST



		
x1	x20	x20



Assembly Instruction

24682

1. Take the parts carefully out of the carton, and place it on a flat surface, make sure that the parts will not be damaged.

2. Fix the 4pcs Frames (B) into the Frame (A).

3. Secure the Frame (C) into the Frames (B) by allen screws.

Please adjust each U tube into the right location before assembly

Hardware and tool included: allen screws, allen wrench, washers.

To clean, wipe with soft dry cloth.