

30" (76.2 cm) and 36" (91.4 cm) Range Hood

PRODUCT MODEL NUMBERS

UXT4030AY

UXT4036AY

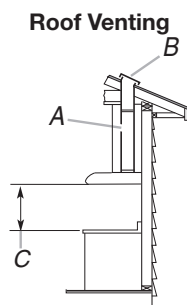
Electrical:

- A 120 volt, 60 Hz., AC only, 15-amp, fused electrical circuit is required.
- If the house has aluminum wiring, follow the procedure below:
 1. Connect a section of solid copper wire to the pigtail leads.
 2. Connect the aluminum wiring to the added section of copper wire using special connectors and/or tools designed and UL listed for joining copper to aluminum.
 Follow the electrical connector manufacturer's recommended procedure. Aluminum/copper connection must conform with local codes and industry accepted wiring practices.
- Wire sizes and connections must conform with the rating of the appliance as specified on the model/serial rating plate. The model/serial plate is located behind the filter on the rear wall of the range hood.
- Wire sizes must conform to the requirements of the National Electrical Code, ANSI/NFPA 70 (latest edition), or CSA Standards C22. 1-94, Canadian Electrical Code, Part 1 and C22.2 No. 0-M91 (latest edition) and all local codes and ordinances.

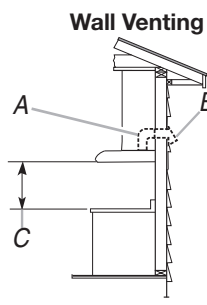
VENTING METHODS

Vent system can terminate either through the roof or wall. Use 7" (17.8 cm) or larger round vent with a maximum length of 50 ft (15.2 m) for vent system.

NOTE: Flexible vent is not recommended. Flexible vent creates both back pressure and air turbulence that greatly reduce performance.



- A. 7" (17.8 cm) round vent through roof (purchased separately)
 B. Roof cap with damper (purchased separately)
 C. 18" (45.7 cm) min. to 24" (61.0 cm) max. above the cooking surface



- A. 7" (17.8 cm) round vent out the top and through the wall (purchased separately)
 B. Wall cap with damper (purchased separately)
 C. 18" (45.7 cm) min. to 24" (61.0 cm) max. above the cooking surface

Calculating Vent System Length

To calculate the length of the system you need, add the equivalent feet (meters) for each vent piece used in the system.

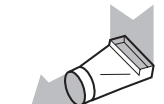
7" (17.8 cm) Round Vent System

Vent Piece	Round
45° elbow	2.5 ft (0.8 m)
90° elbow	5.0 ft (1.5 m)
7" (17.8 cm) wall cap	0.0 ft (0.0 m)

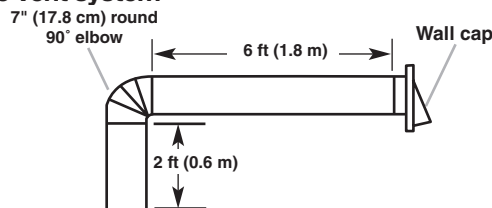
3 1/4" x 10" (8.3 cm x 25.4 cm) to 7" (17.8 cm) 4.5 ft (1.4 m)



3 1/4" x 10" (8.3 cm x 25.4 cm) to 7" (17.8 cm) 90° elbow 5.0 ft (1.5 m)



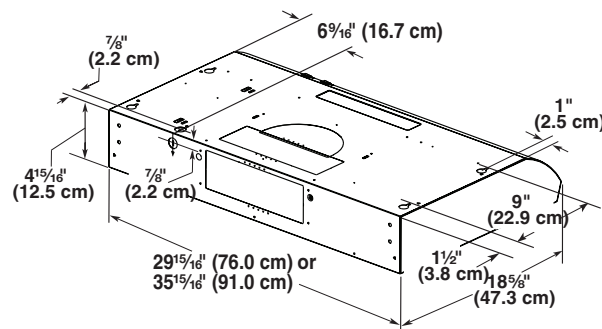
Example vent system



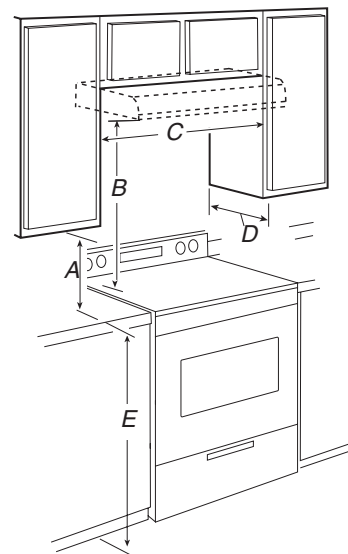
Maximum Recommended Length = 50 ft (15.2 m)

1 - 90° elbow	= 5.0 ft (1.5 m)
1 - wall cap	= 0.0 ft (0.0 m)
8 ft (2.4 m) straight	= 8.0 ft (2.4 m)
Length of 7" (17.8 cm) system	= 13.0 ft (3.9 m)

PRODUCT DIMENSIONS



Installation Clearances



- A. 18" (45.7 cm) min. clearance - upper cabinet to countertop
 B. 18" (45.7 cm) to 24" (61.0 cm) suggested max. - bottom of range hood to cooking surface
 C. 30" (76.2 cm) min. cabinet opening width for 30" (76.2 cm) models and 36" (91.4 cm) min. cabinet width for 36" (91.4 cm) models
 D. 13" (33.0 cm) cabinet depth
 E. 36" (91.4 cm) base cabinet height