

HR 1134-3 G/LP 36" All Gas (6 Burner) Range

Features:

- Direct Select Display - Easy to read and control
- Six Powerful Burners - Plenty of cooking space
- Self Clean Oven - For easy cleaning
- TwinPower fans - Convection oven for more even baking and better roasting

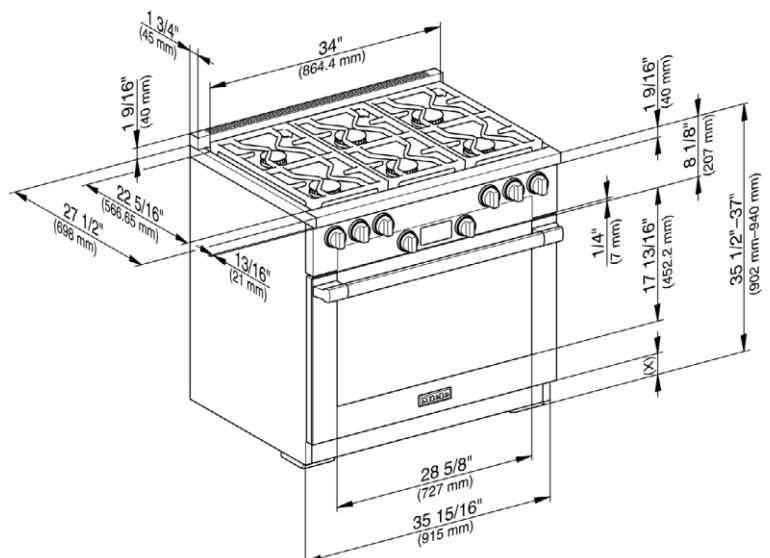
Included:

- 1 Wire Rack, 1 Telescopic Rack - Self Clean Ready
- 1 Baking Tray with PerfectClean

	MATERIAL #
Gas	11791410
LP	11791430



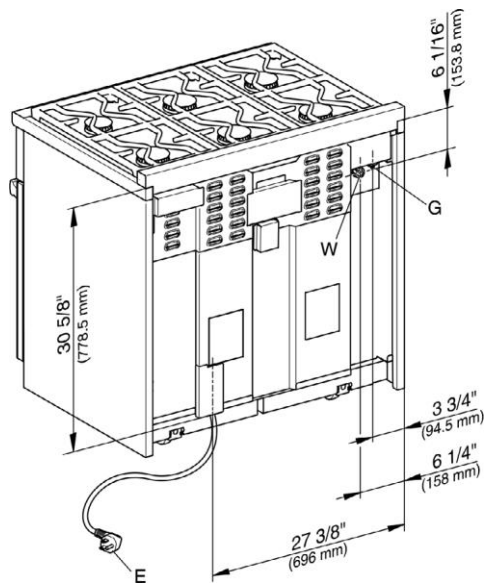
PRODUCT DIMENSIONS



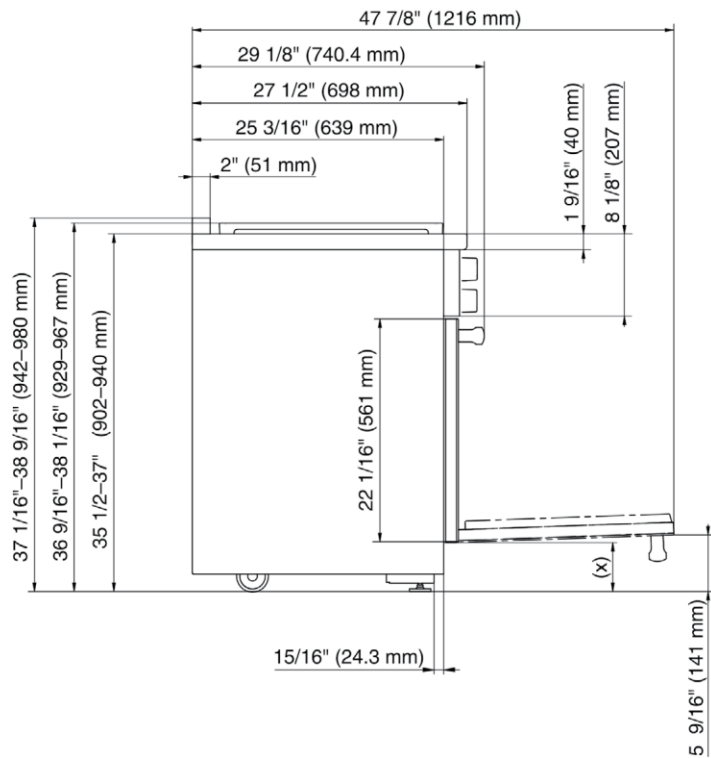
SPECIFICATIONS	
Overall Unit Dimensions	35 15/16" (915 mm) W x 35 1/2" — 37" (902 — 940 mm) H x 26 1/2" (678 mm) D [Depth to control panel]
Niche	
Minimum Cabinet Niche Opening	36" (915 mm) W x 35 1/2" (902 mm) H
Gas	
Gas Line Connection	1/2" NPT
Electrical	
Electrical Requirements	110-120V, 60Hz, 15A
Power Cord	NEMA 5-15p, 5' 11" (1.8m)
Shipping	
Shipping Weight	448.6 lbs (203.5 kg)
Shipping Dimensions	43 5/16" (1100 mm) W x 52" (1,294 mm) H x 31 1/2" (800 mm) D

ADDITIONAL PRODUCT DIMENSIONS

Rear View



Side View

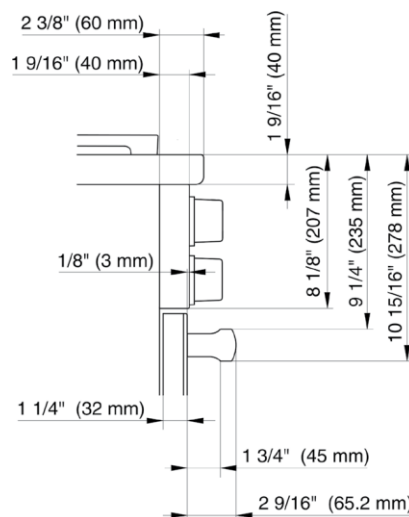


(x) = Toe-kick height adjustment 5" - 6 1/2" (127 mm - 165.1 mm)

E = Electrical connection

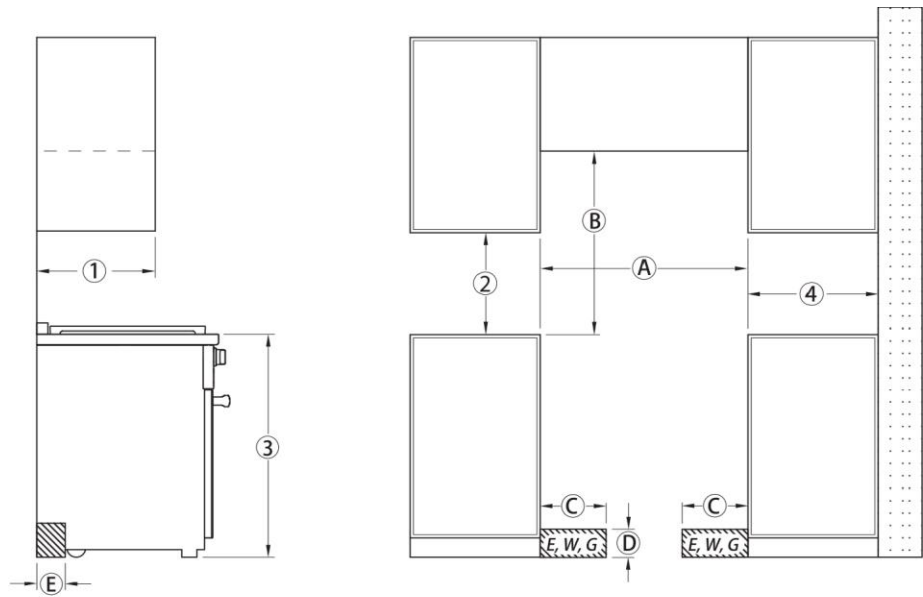
G = Gas connection

Bullnose Details



NICHE DETAILS

BTU Output	
Gas Burners:	(3) 19,500 BTU (G/LP);
	(2) 9,000 BTU (G/LP);
	(1) 8,000 BTU (G/LP)
Total BTU Output	84,500 BTU (G/LP)
Oven Burners	
Oven Top Burners	22,000 BTU (G); 20,150 BTU (LP)
Oven Bottom Burner	25,500 BTU (G) 27,200 BTU (LP)



©, ④, ⑤ The shaded area represents the installation area for the connections:
E = Electrical connection, G = Gas Connection

Position	Dimensions	Description	
①	13" (330 mm)	Maximum depth of top cabinet	
②	18" (457 mm)	Minimum distance to bottom edge of top cabinet	
③	35 1/2"–37" (901–940 mm)	Distance from the floor to cooktop surface	
④	10" (254 mm)	Minimum distance to combustible surfaces.	
Ⓐ	min. 36" (915 mm)	Niche width Please contact Miele Technical Service for more information.	
Ⓑ	37" (940 mm)	Minimum distance between the top of the cooking area and the bottom of an unprotected combustible surface.	
	30" (762 mm)	Minimum distance between the top of the cooking area and the bottom of the Miele Range Hood (DAR model with DRxB XL or DRxB XXL blower).	
	Refer to the Installation instructions for the Miele ventilation hood, Appliance dimensions (Distance between cooktop and ventilation hood (S)). For all other hoods please consult the manufacturer's specifications for required distances.		
Ⓒ	approx. 13 3/4" (350 mm)	Maximum connection width right and left	Position of the wall socket
Ⓓ	approx. 4 1/2" (115 mm)	Maximum connection height	
Ⓔ	approx. 2 13/16" (72 mm)	Maximum connection depth	

The pyrolytic self-cleaning feature, present in all Miele Range products (including All-Gas versions), ensures that all residue is reduced to ash under high cavity temperature and can be easily wiped away for consumer convenience.

Hot vapors that are emitted upward from the rear island trim during pyrolysis in these models may damage surfaces such as the backsplash or extension of the countertop. More sensitive surfaces such as marble, granite, and tile may become soiled or discoloured.

To prevent possible damage, we strongly recommend that those customers who purchase an All-Gas model include a Back Guard. This may be added as an optional accessory within MCA.

This accessory directs heat generated during oven operation forward (as opposed to upward with the standard island trim), as seen here:



The below table highlights the Back Guard options for Miele All-Gas Ranges:

Article #	Material #	Backsplash Guards	Description
25996003USA	09908710	RBGAG 1230	12" high for 30" gas range (HR 1124)
25996004USA	09908730	RBGAG 1236	12" high for 36" gas ranges (HR 1134, HR 1135, HR 1136)
25996005USA	09908740	RBGAG 2030	20" high for 30" gas range (HR 1124)
25996006USA	09908750	RBGAG 2036	20" high for 36" gas ranges (HR 1134, HR 1135, HR 1136)