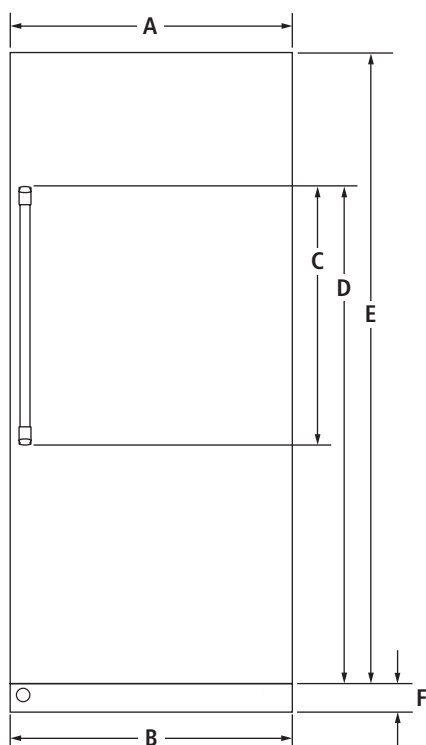


36" COLUMN REFRIGERATOR

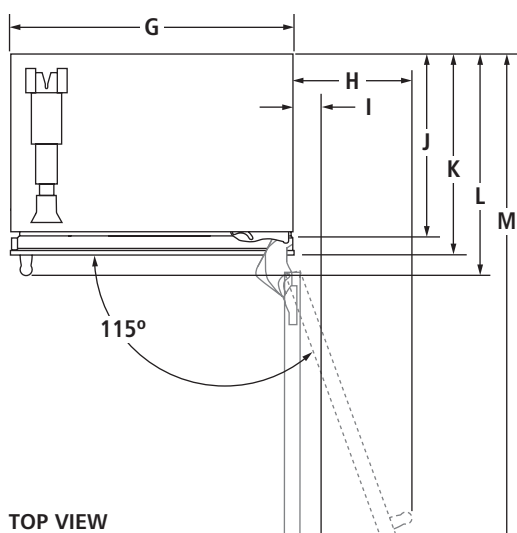
(BASE UNIT REQUIRES SUITE-COORDINATING PANEL KIT OR CUSTOM PANELS AND HANDLES)

JBRFR36IGX, JBRFL36IGX – 35<sup>7</sup>/<sub>8</sub>" x 83<sup>7</sup>/<sub>16</sub>" x 23<sup>43</sup>/<sub>64</sub>" (without door/handles)

PRODUCT DIMENSIONS



FRONT VIEW



TOP VIEW

MODEL #		JBRFR36IGX	
		JBRFL36IGX	
		in	cm
A	Width of door	35 <sup>3</sup> / <sub>4</sub>	90.8
B	Overall width	35 <sup>7</sup> / <sub>8</sub>	91.1
C	Height of door handle Pro-Style® Stainless	45 <sup>35</sup> / <sub>64</sub>	115.7
	Euro-Style Stainless	50 <sup>1</sup> / <sub>64</sub>	127.1
	Custom panel (3/4"/1.9 cm)*	**	**
D	Height to top of door handle Pro-Style® Stainless	66 <sup>1</sup> / <sub>64</sub>	167.7
	Euro-Style Stainless	68 <sup>17</sup> / <sub>64</sub>	173.4
	Custom panel (3/4"/1.9 cm)*	**	**
E	Height of door	79 <sup>7</sup> / <sub>8</sub>	202.9
F	Height of bottom grille	3 <sup>35</sup> / <sub>64</sub>	9.0
G	Width of recessed refrigerator	35 <sup>5</sup> / <sub>16</sub>	90.3
H	Width from side of refrigerator to handle – door fully open 115° Pro-Style® Stainless	18 <sup>1</sup> / <sub>4</sub>	46.4
	Euro-Style Stainless	17 <sup>3</sup> / <sub>4</sub>	45.1
	Custom panel (3/4"/1.9 cm)*	**	**
I	Width from side of refrigerator to handle – door open 90° Pro-Style® Stainless	4 <sup>1</sup> / <sub>32</sub>	10.2
	Euro-Style Stainless	3 <sup>7</sup> / <sub>16</sub>	8.7
	Custom panel (3/4"/1.9 cm)*	**	**
J	Depth without door panel kit	23 <sup>43</sup> / <sub>64</sub>	60.1
K	Depth with door Pro-Style® Stainless	24 <sup>1</sup> / <sub>2</sub>	62.2
	Euro-Style Stainless	24 <sup>1</sup> / <sub>2</sub>	62.2
	Custom panel (3/4"/1.9 cm)*	24 <sup>1</sup> / <sub>2</sub>	62.2
L	Depth with handle Pro-Style® Stainless	27 <sup>1</sup> / <sub>8</sub>	68.9
	Euro-Style Stainless	26 <sup>17</sup> / <sub>32</sub>	67.4
	Custom panel (3/4"/1.9 cm)*	**	**
M	Depth with door open 90°	62 <sup>7</sup> / <sub>16</sub>	158.6

\*Custom panels should not exceed 3/4" (1.9 cm) thickness.

\*\*For custom panel models, this depends on handle chosen.

**IMPORTANT:** Dimensional specifications are provided for planning purposes only.

**Do not make any cutouts based on this information.** Refer to the Installation or Use & Care Guide before selecting cabinetry, verifying electrical/gas connections, making cutouts or beginning installation.

All Jenn-Air® appliances are appropriately UL, CUL or CSA approved.

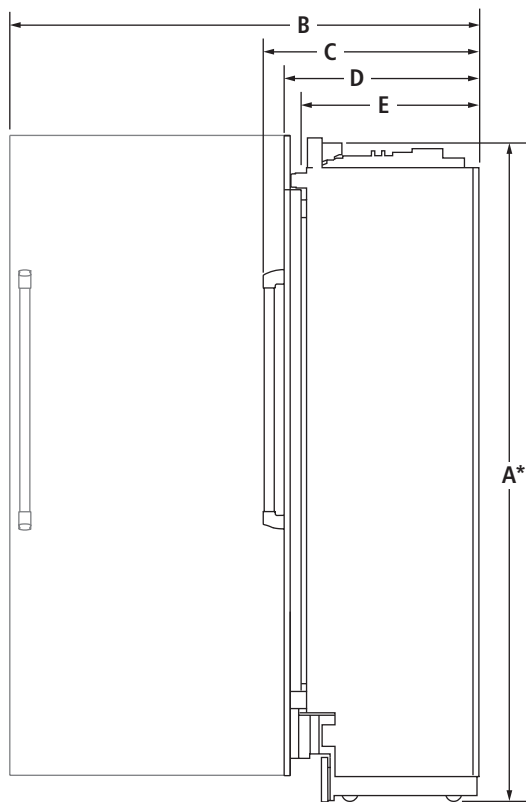


36" COLUMN REFRIGERATOR

(BASE UNIT REQUIRES SUITE-COORDINATING PANEL KIT OR CUSTOM PANELS AND HANDLES)

JBRFR36IGX, JBRFL36IGX – 35<sup>7</sup>/<sub>8</sub>" x 83<sup>7</sup>/<sub>16</sub>" x 23<sup>43</sup>/<sub>64</sub>" (without door/handles)

DIMENSIONS AS INSTALLED



SIDE VIEW

MODEL #	JBRFR36IGX JBRFL36IGX	
	in	cm
A*	Height of recessed refrigerator	83 <sup>19</sup> / <sub>64</sub> 211.6
B	Depth with door open 90° (min.)	62 <sup>7</sup> / <sub>16</sub> 158.6
C	Depth with handle (min.) Pro-Style® Stainless	27 <sup>1</sup> / <sub>8</sub> 68.9
	Euro-Style Stainless	26 <sup>17</sup> / <sub>32</sub> 67.4
	Custom panel (¾"/1.9 cm)**	† †
D	Depth with door (min.) Pro-Style® Stainless	24 <sup>1</sup> / <sub>2</sub> 62.2
	Euro-Style Stainless	24 <sup>1</sup> / <sub>2</sub> 62.2
	Custom panel (¾"/1.9 cm)**	24 <sup>1</sup> / <sub>2</sub> 62.2
E	Depth without door panel kit (min.)	23 <sup>43</sup> / <sub>64</sub> 60.1

\*Add 1" (2.5 cm) to the height dimension when leveling legs are fully extended.

\*\*Custom panels should not exceed ¾" (1.9 cm) thickness.

†For custom panel models, this depends on handle chosen.

**IMPORTANT:** Dimensional specifications are provided for planning purposes only.

**Do not make any cutouts based on this information.** Refer to the Installation or Use & Care Guide before selecting cabinetry, verifying electrical/gas connections, making cutouts or beginning installation.

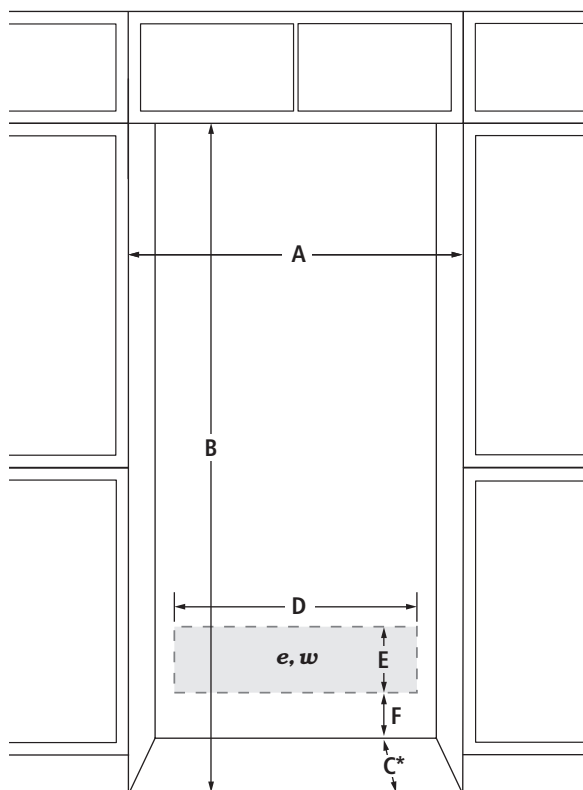
All Jenn-Air® appliances are appropriately UL, CUL or CSA approved.

36" COLUMN REFRIGERATOR


(BASE UNIT REQUIRES SUITE-COORDINATING PANEL KIT OR CUSTOM PANELS AND HANDLES)

JBRFR36IGX, JBRFL36IGX – 35<sup>7</sup>/<sub>8</sub>" x 83<sup>7</sup>/<sub>16</sub>" x 23<sup>43</sup>/<sub>64</sub>" (without door/handles)

OPENING/CLEARANCE DIMENSIONS



FRONT VIEW



BACK VIEW

MODEL #	JBRFR36IGX JBRFL36IGX	
	in	cm
A	Width (min.)	36 91.4
B	Height (min.)	84 213.4
C*	Depth (min.)	25 63.5
D	Width of recommended electrical location	32 81.3
E	Height of recommended electrical location	6½ 16.5
F	Height to recommended electrical location	4½ 11.4
e	Recommended electrical connection location	
w	Recommended water connection location	

\*A minimum 8" (20.3 cm) furniture return must extend behind the face of the cabinet on all sides.

**ELECTRICAL REQUIREMENTS**

115 volt, 60 Hz, AC only, 15- or 20-amp fused, grounded circuit is required. A dedicated circuit is recommended. Use an outlet that cannot be turned off by a switch. Do not use an extension cord.

**WATER PRESSURE REQUIREMENTS**

A cold water supply with water pressure between 40 and 120 psi (207 and 827 kPa) is required to operate the ice maker. Call a licensed, qualified plumber with any questions about the water pressure.

**Reverse Osmosis Water Supply**

A reverse osmosis system may be used provided that the water pressure from the filtration system meets the required water pressure requirements.

Jenn-Air® Columns feature an auto-bypass water filtration system. To use your product with a reverse osmosis water filtration system, simply remove the water filter from the product.

**LOCATION REQUIREMENTS**

Floor must be able to support the product's total weight of more than 600 lb (272 kg), including the door panels and contents of the product. Flooring under product must be at the same level as the room. Face of cabinetry must be plumb.

**IMPORTANT:** Dimensional specifications are provided for planning purposes only. Do not make any cutouts based on this information. Refer to the Installation or Use & Care Guide before selecting cabinetry, verifying electrical/gas connections, making cutouts or beginning installation. All Jenn-Air® appliances are appropriately UL, CUL or CSA approved.