


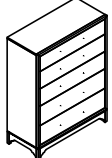

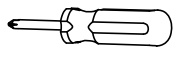
Warning :

- Be sure to check all packing material carefully for small parts, which may have come loose inside the carton during shipment.
- To prevent possible scratches and damage, this furniture must be assembled on a soft surface such as a blanket or carpet.

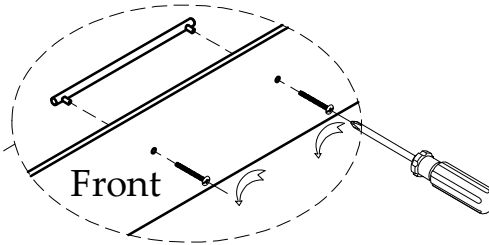
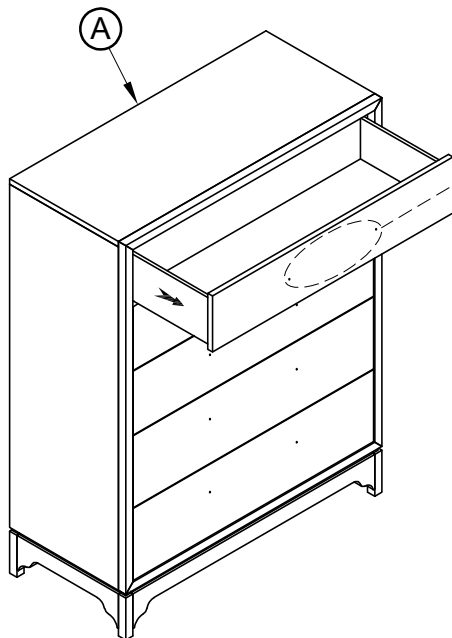


#61765
5 Drawer Chest

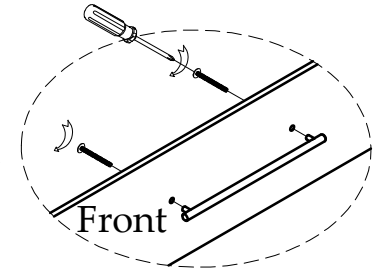
Components and Hardware List

<p>5 Drawer Chest (A)  1 pc.</p>	<p>Furniture tipping restraint kit (B)  1 pc.</p>	<p>Screw Driver (not included) </p>
--	---	--

Step 1




Remove Handle from inside drawer



Reattach Handle to outside of drawer

Step 2



Adjustable leveler (2 pcs)

For product and personal safety, a Furniture Tipping Restraint kit has been included with this unit which can help to minimize the risk of the unit accidentally tipping forward, if used and properly installed per the manufacturer's instructions.