

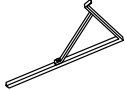

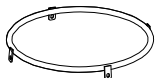



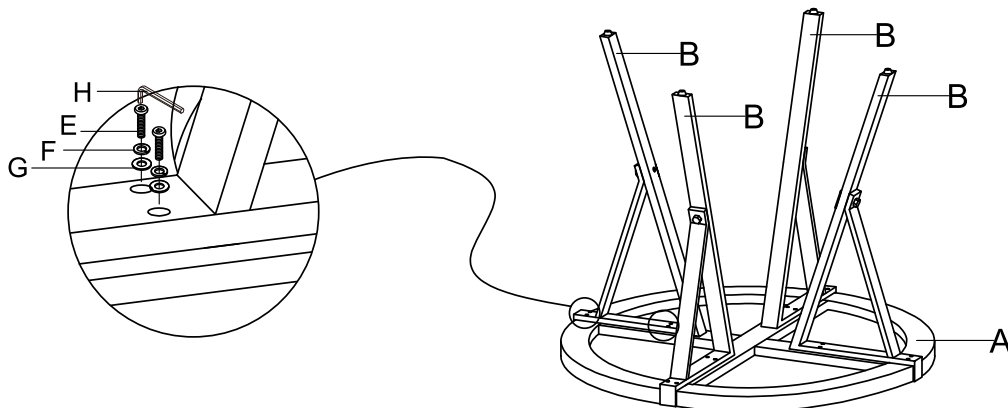


ASSEMBLY INSTRUCTION

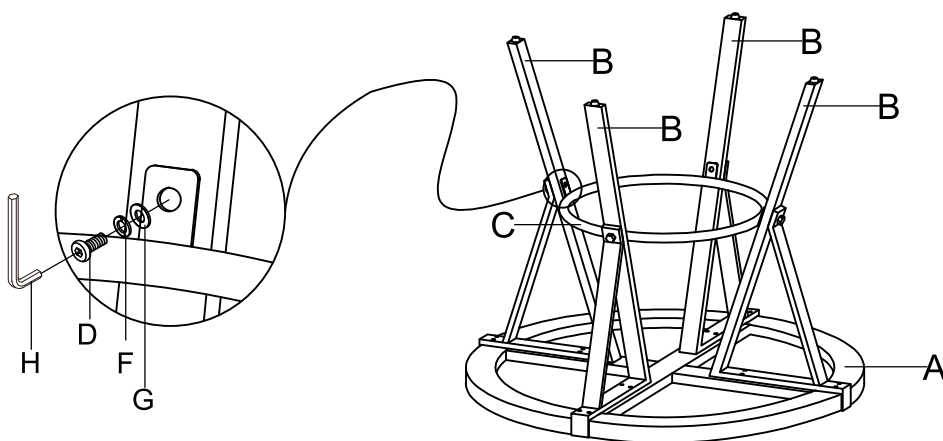
ITEM: 5566N-48RD

DESCRIPTION: COUNTER ROUND TABLE

NO	PARTS LIST		QTY	NO	HARDWARE LIST		QTY
A		TABLE TOP	1	D		ALLEN BOLT 1/4*20MM	4
B		LEG	4	E		ALLEN BOLT 1/4*30MM	16
C		CONNECTING RING	1	F		SPRING WASHER	20
				G		FLAT WASHER	20
				H		ALLEN KEY	1




STEP 1



STEP 2



COMPLETED

 For items use on wooden floor, hard surfaces or carpets, it is recommended to install protective pads under all legs and supports to avoid/prevent from damages/scratches and discoloration
Do not tighten bolts until completely assembled