






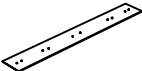







# ASSEMBLY INSTRUCTION FOR ACME FURNITURE

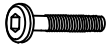


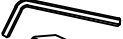

## MODEL # BD05282Q1 / BD05282Q2 / BD05282Q3

Thank you for purchasing the quality product. Be sure to check all packing material carefully for small parts which may have come loose inside the carton during shipment. Separate, identify and count all parts and metal hardware. Compare with all parts list to be sure all parts are present. If any part(s) are missing or damaged, please contact your local furniture dealer. For efficient and speedy service, please indicate the model number and code letter of part(s) needed.



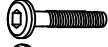





\*\*\*Do not fully tighten screws until fully assembled\*\*\*

COMPONENT PARTS		
DESCRIPTION	PART NAME	Q'TY (PCS)
①	HEADBOARD 	1
②	FOOTBOARD 	1
③	HEADBOARD LEG (LEFT) 	1
④	HEADBOARD LEG (RIGHT) 	1
⑤	SIDE RAIL 	2
⑥	BED SLATS WITH WITHOUT MARKING 	3
⑦	BED SLATS WITH MARKING 	2
⑧	CONCEALED PANEL 	5
⑨	DRAWER SUPPORT RAIL 	1
⑩	FOOTBOARD T-RUNNER SUPPORT 	2
⑪	BED SLATS SUPPORT 1 	5
⑫	BED SLATS SUPPORT 2 	1
⑬	DRAWER 	2

## HARDWARE REQUIRED(BOX OF HEADBOARD)

- |     |   |  |
|-----|---|--|
| (A) |  | BOLT 1/4" x 1 3/16" - 6 PCS                      |
| (B) |  | SPRING WASHER 1/4"- 6 PCS                        |
| (C) |  | FLAT WASHER 1/4"- 6 PCS                          |
| (D) |  | ALLEN KEY M4 x 2 9/16 - 1 PC                     |
| (E) |  | 12V12W1A ADAPTOR WITH UL CERTIFICATE (US) - 1 PC |

## HARDWARE REQUIRED(BOX OF SIDE RAILS)

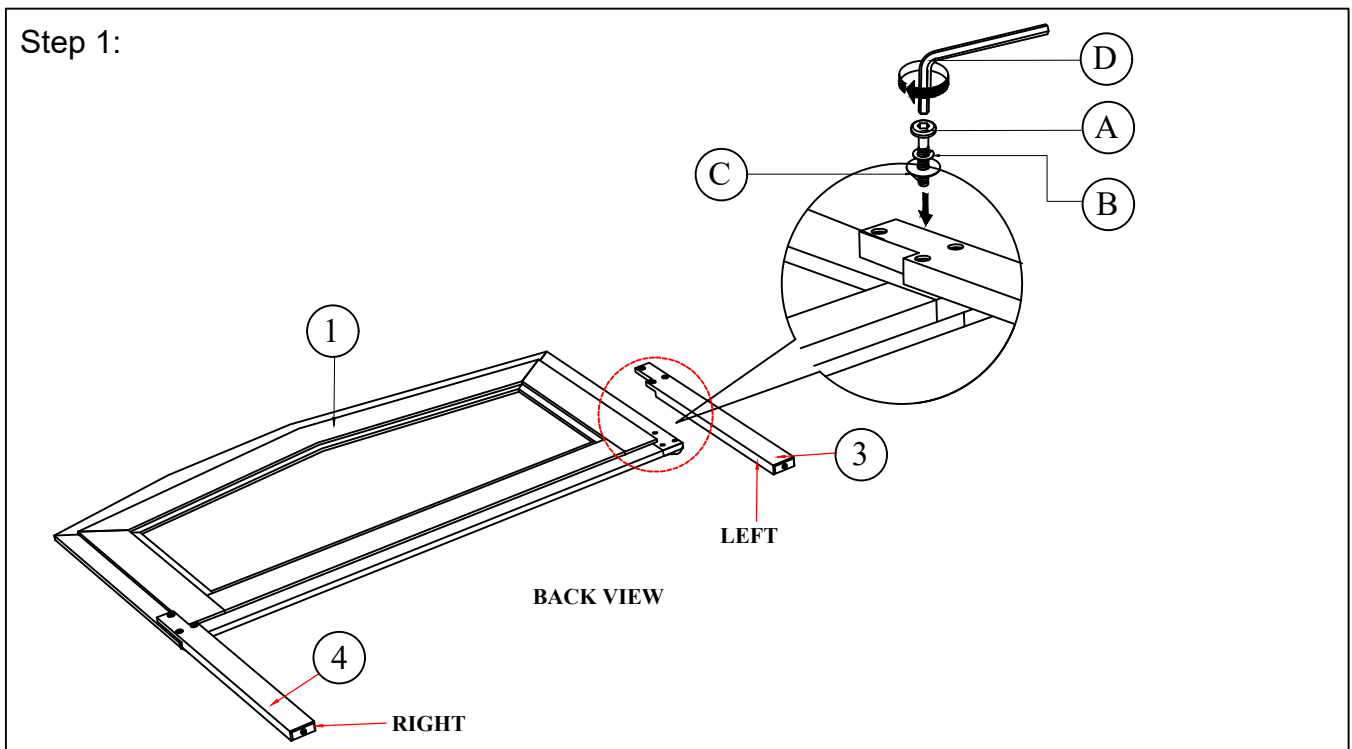
- |     |   |   |
|-----|---|---|
| (F) |  | FLATHEAD CHIPBOARD SCREW 5/32" x 1 2/8"- 14 PCS |
| (G) |  | PAN HEAD CHIPBOARD SCREW 4/32" x 25/32"- 25 PCS |
| (H) |  | BOLT 1/4" x 1 3/8" - 2 PCS                      |
| (I) |  | BOLT 1/4" x 2" - 6 PCS                          |
| (J) |  | SPRING WASHER 1/4"- 2 PCS                       |
| (K) |  | FLAT WASHER 1/4"- 2 PCS                         |
| (L) |  | ALLEN KEY M4 x 2 9/16 - 1 PC                    |
| (M) |  | ALLEN KEY M5 x 2 9/16 - 1 PC                    |

### Attention:

\*\*\* Some number parts listed in the instruction sheet may not be in parts bags as they already be assembled.  
Caerfully check parts and packing materials prior to ordering replacements.

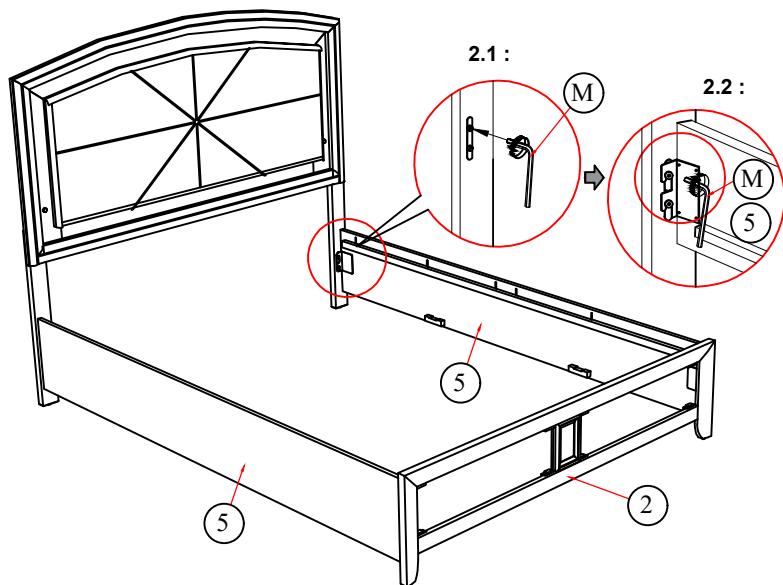
## How to assemble:

Step 1:

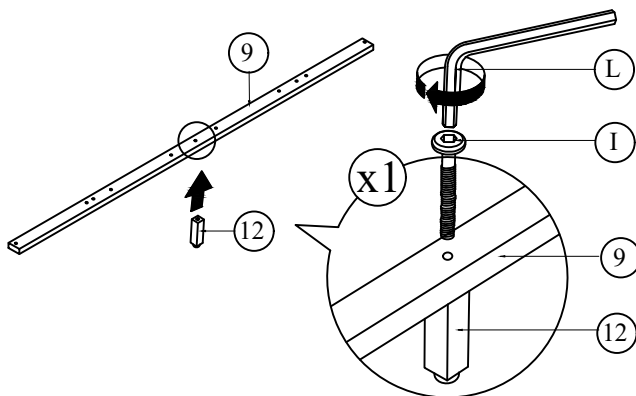


## How to assemble:

Step 2:

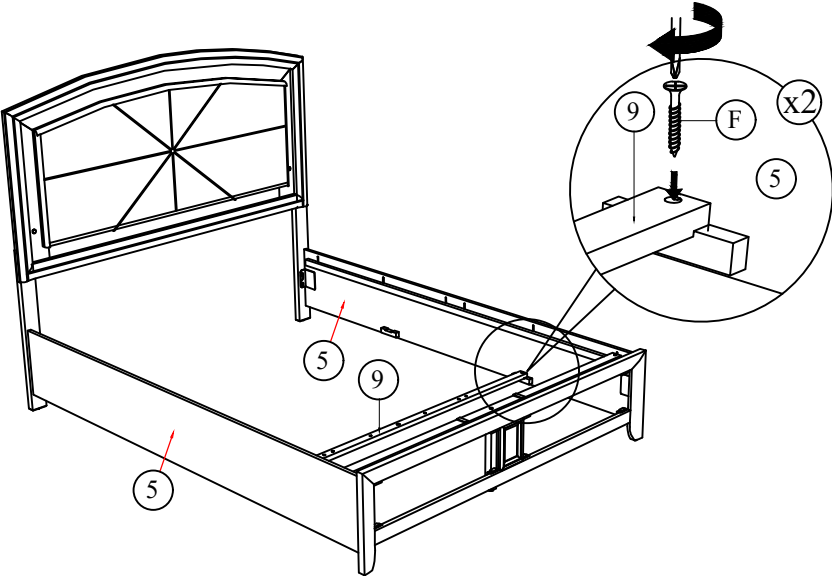


Step 3:  
COMPLETE

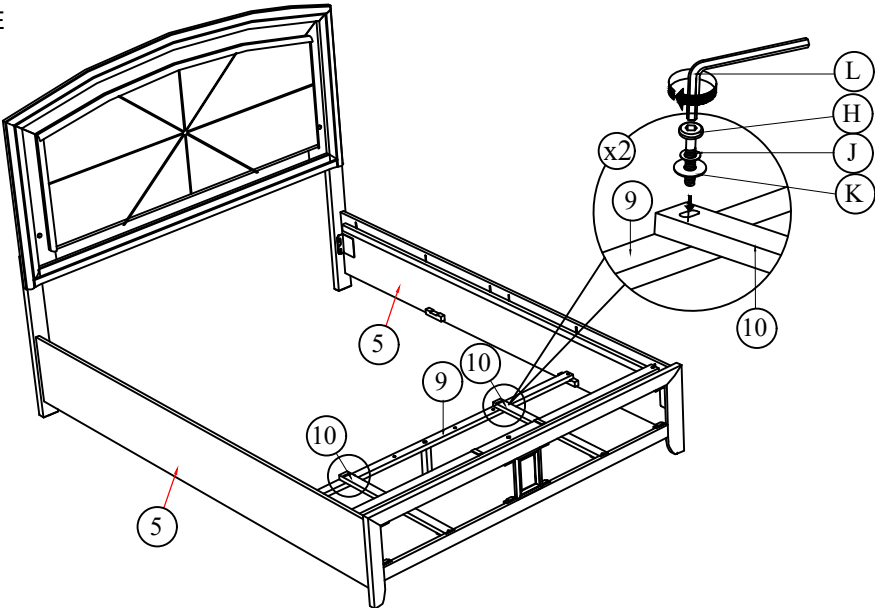


# How to assemble:

Step 4:

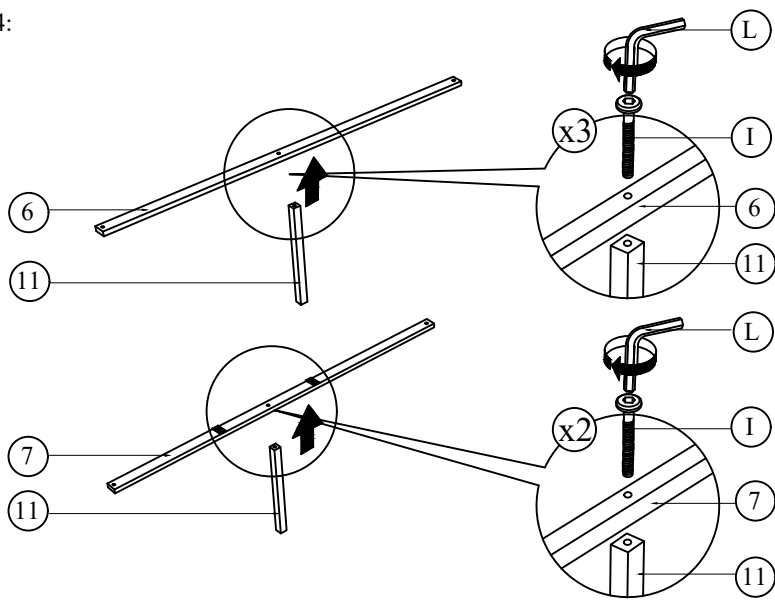


Step 5:  
COMPLETE

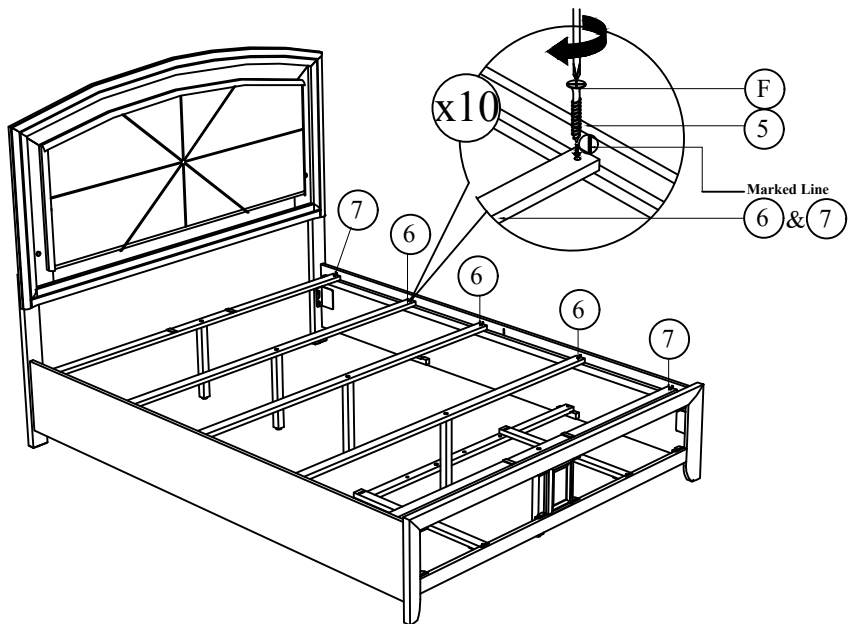


How to assemble:

Step 4:

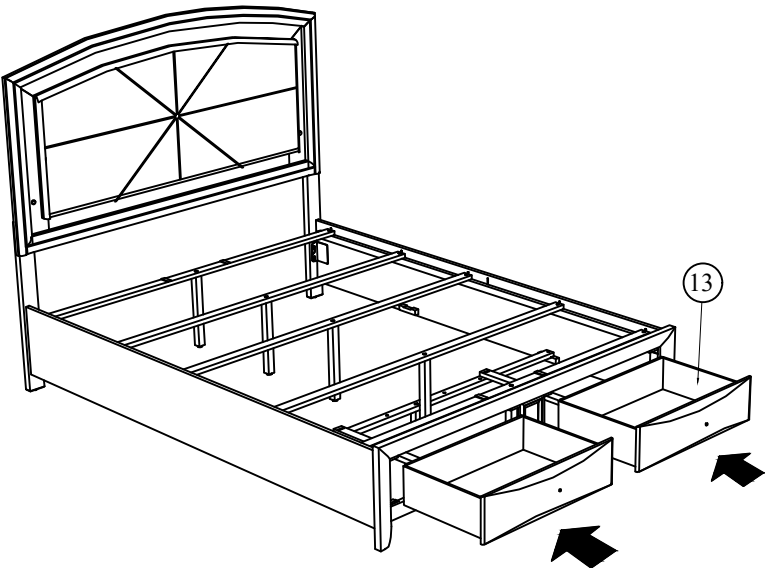


Step 5:

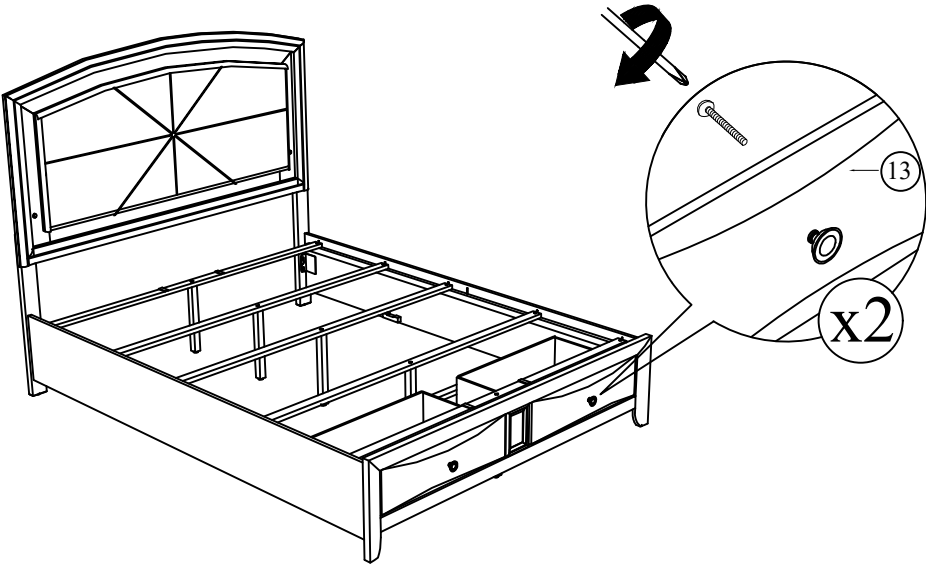


How to assemble:

Step 6:

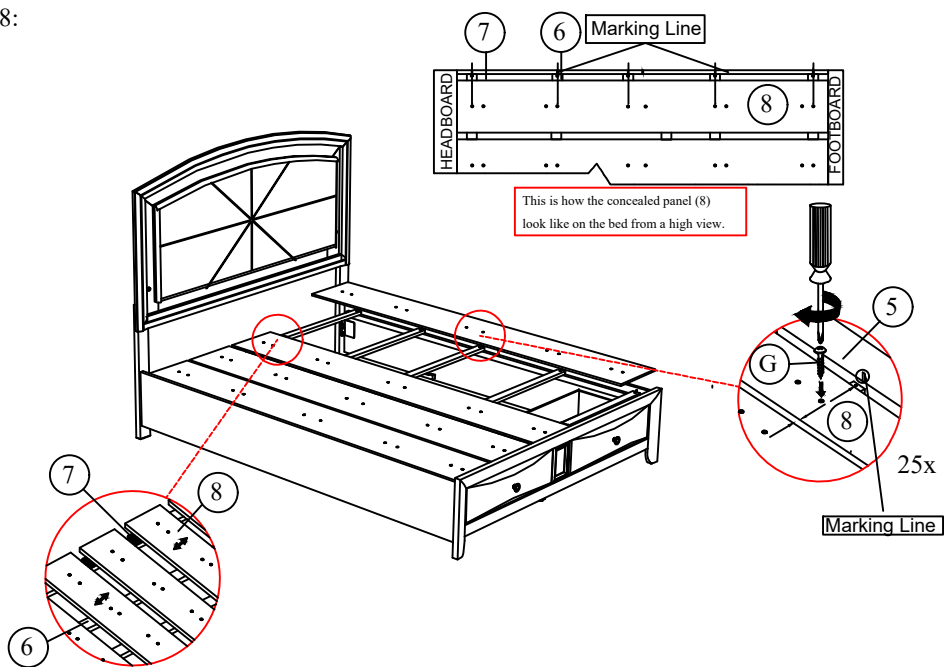


Step 7:



# How to assemble:

Step 8:



Step 9:  
COMPLETE

