



# ASSEMBLY INSTRUCTIONS

## COASTER FINE FURNITURE



*Fine Furniture for every stage of life*

**202441Q(B1&B2)**  
**Queen Bed**

# ITEM: 202441Q (B1&B2)



## ASSEMBLY INSTRUCTIONS

### ASSEMBLY TIPS:

1. Remove hardware from box and sort by size.
2. Please check to see that all hardware and parts are present prior to start of assembly.
3. Please follow attached instructions in the same sequence as numbered to assure fast & easy assembly.



### WARNING!

1. Don't attempt to repair or modify parts that are broken or defective. Please contact the store immediately.
2. This product is for home use only and not intended for commercial establishments.

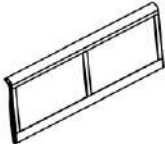


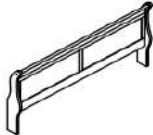

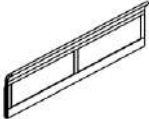




ASSEMBLY TIME




20 MINUTES

## PARTS IDENTIFICATION

### B1 (BOX 1)

A	HEADBOARD PANEL		1PC	HB	202441Q(B1) *FROM BOX 1 HEADBOARD COMPLETE		1PC
B	LEFT HEADBOARD LEG		1PC	FB	202441Q(B1) *FROM BOX 1 FOOTBOARD		1PC
C	RIGHT HEADBOARD LEG		1PC				
D	FOOTBOARD PANEL		1PC				
E	LEFT FOOTBOARD LEG		1PC				
F	RIGHT FOOTBOARD LEG		1PC				

### B2 (BOX 2)

G	BED RAIL		2PCS
H	BED SLAT		4PCS
I	BED SLAT SUPPORT WITH LEVELER		4PCS

### NOTE:

Phillips head screw driver is required in the assembly process; however, manufacturer does not provide this item.

# ITEM: 202441Q (B1&B2)



## ASSEMBLY INSTRUCTIONS

### ASSEMBLY TIPS:

1. Remove hardware from box and sort by size.
2. Please check to see that all hardware and parts are present prior to start of assembly.
3. Please follow attached instructions in the same sequence as numbered to assure fast & easy assembly.










### WARNING!

1. Don't attempt to repair or modify parts that are broken or defective. Please contact the store immediately.
2. This product is for home use only and not intended for commercial establishments.

## HARDWARE IDENTIFICATION

### Z-B1 (BOX 1) - HARDWARE PACK IS LOCATED IN 202441Q(B1)

1	<b>BOLT</b> (M6 x 35mm - BLK)		12PCS
2	<b>LOCK WASHER</b> (M6 - BLK)		12PCS
3	<b>SMALL FLAT WASHER</b> (M6 x 13mm - BLK)		4PCS
4	<b>BIG FLAT WASHER</b> (M6 x 19mm - BLK)		8PCS
5	<b>ALLEN WRENCH</b> (M4 x 65mm - BLK)		1PC
6	<b>WOOD PLUG</b> (14.50mm - WHT)		4PCS
7	<b>PAN HEAD SCREW</b> (M4 x 30mm - BLK)		8PCS

### NOTE:

Phillips head screw driver is required in the assembly process; however, manufacturer does not provide this item.

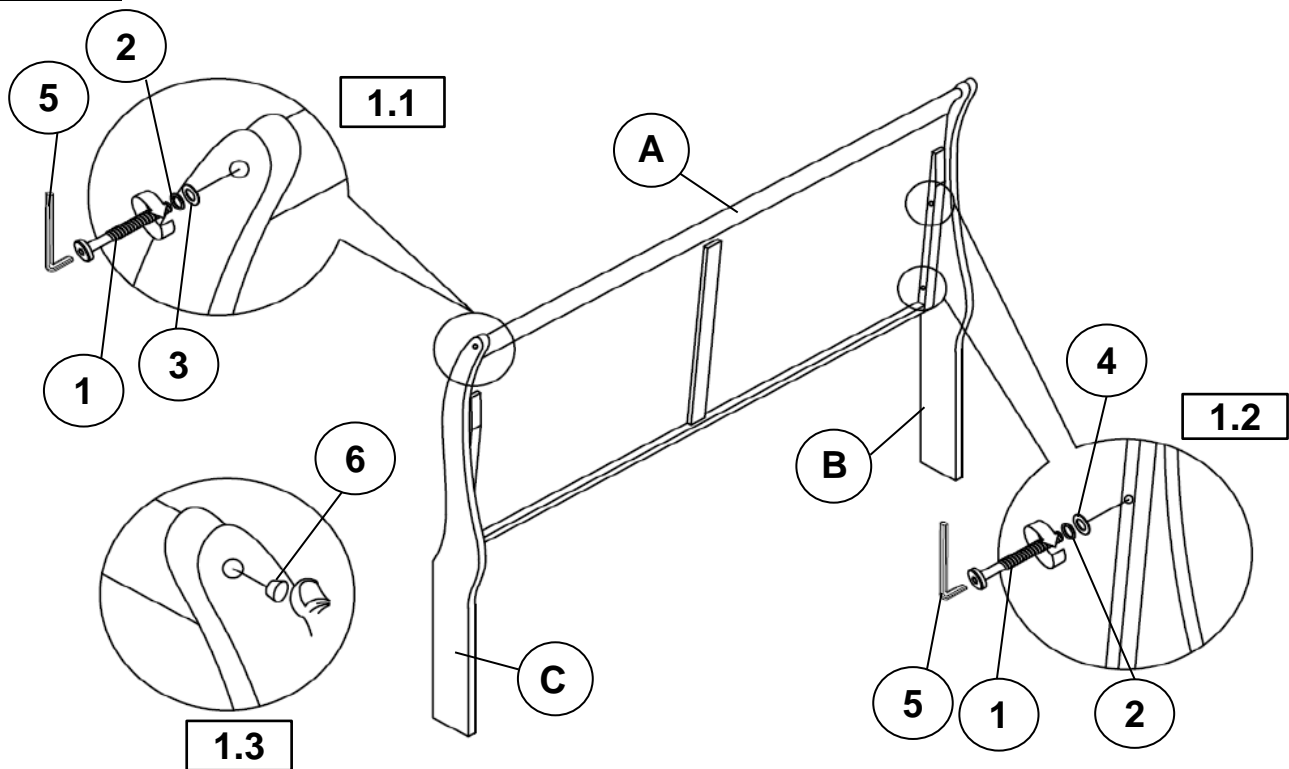
# ITEM: 202441Q (B1&B2)



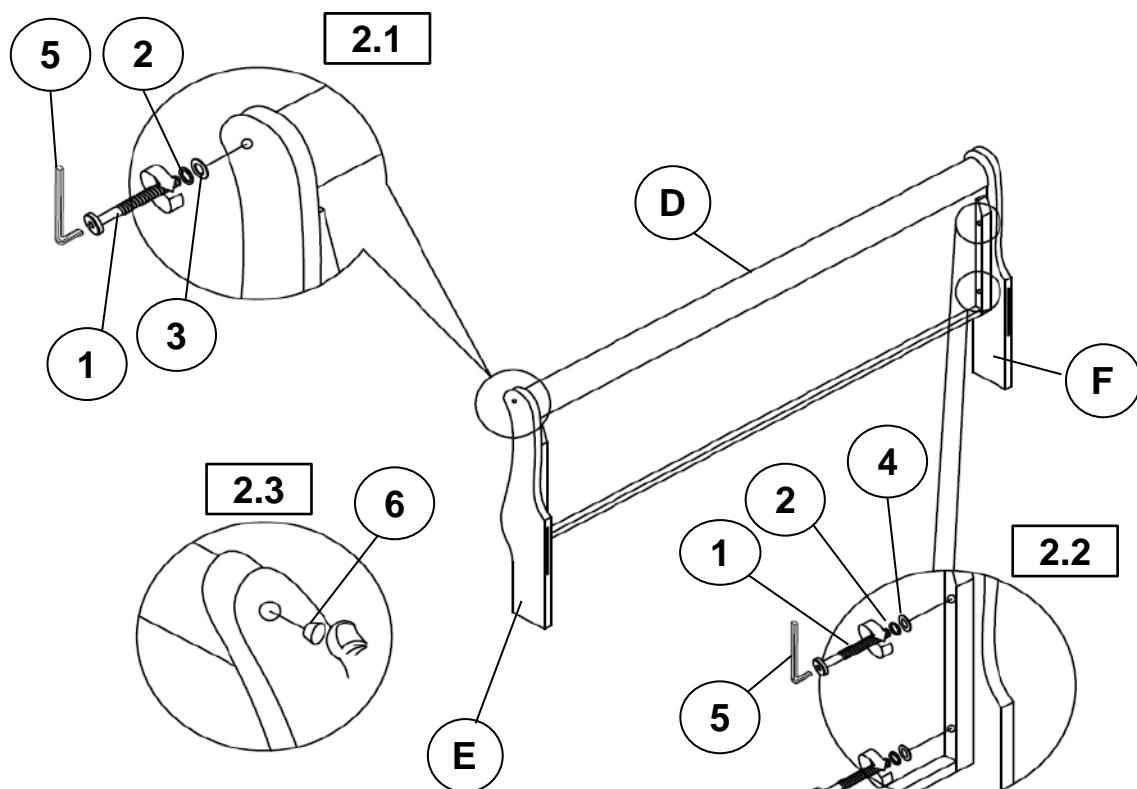
## ASSEMBLY INSTRUCTIONS

### 202441Q(B1) - BOX 1

#### STEP 1



#### STEP 2



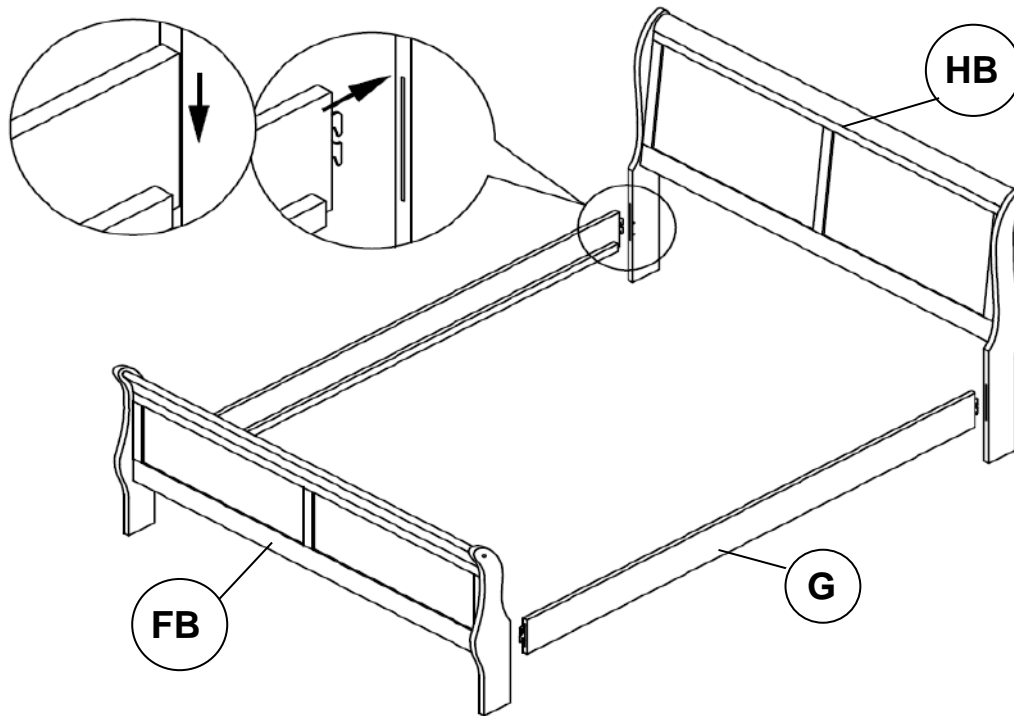
ITEM: **202441Q (B1&B2)**



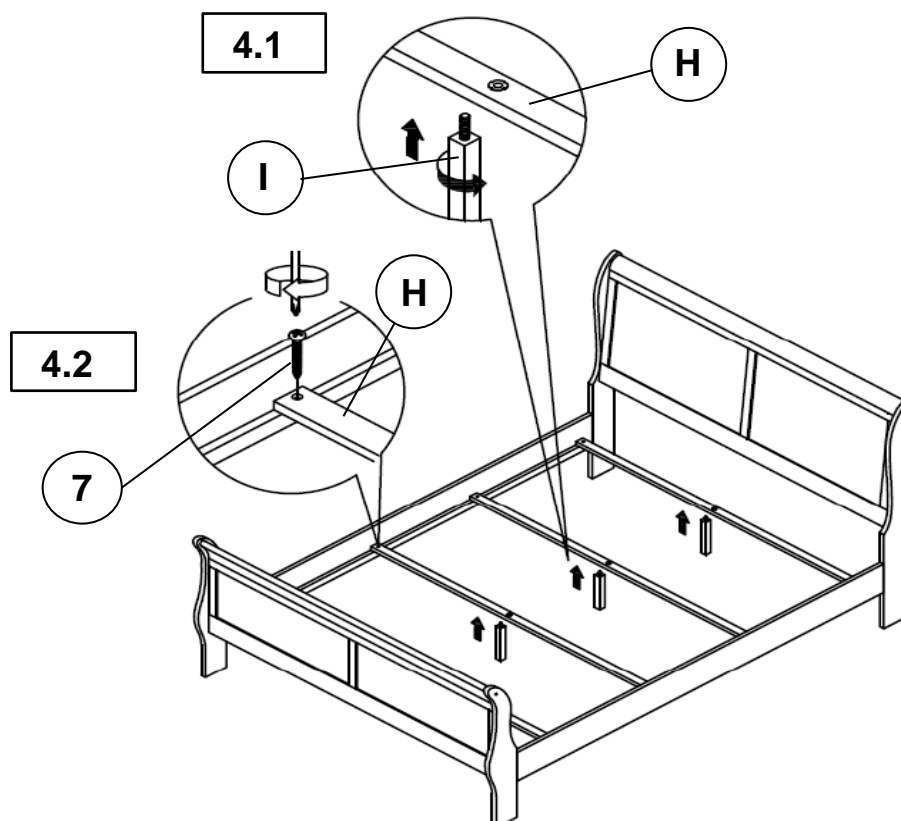
## ASSEMBLY INSTRUCTIONS

### **202441Q(B1&B2) - BOX 1 & BOX 2**

#### **STEP 3**



#### **STEP 4**

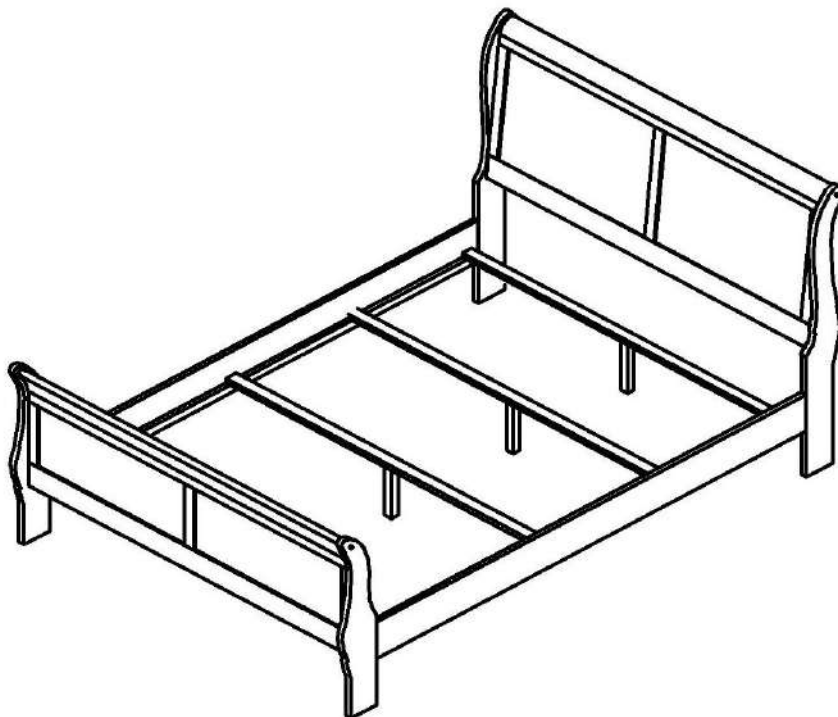


ITEM: **202441Q (B1&B2)**



## ASSEMBLY INSTRUCTIONS

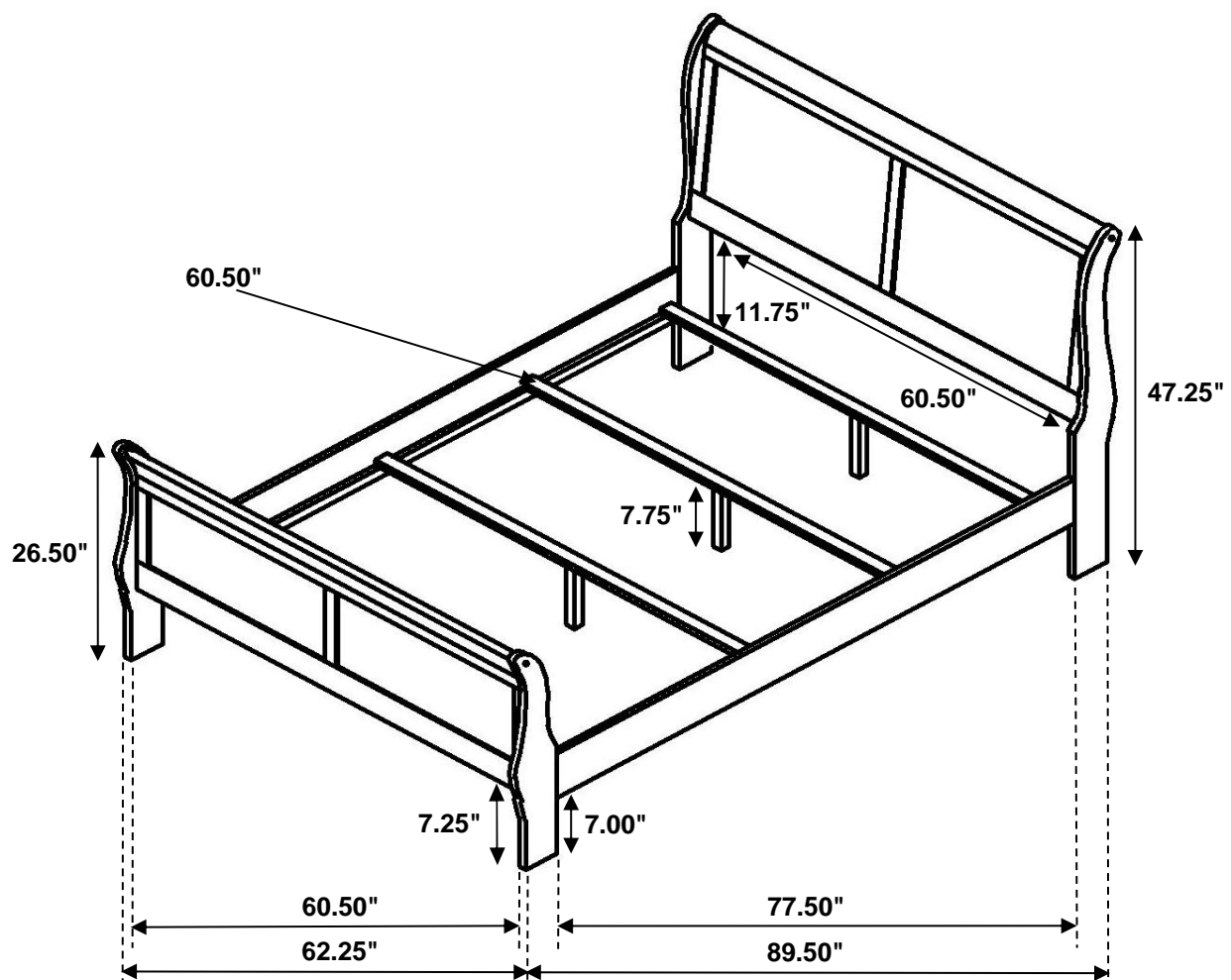
### **STEP 5** **COMPLETE**



ITEM: **202441Q (B1&B2)**



Inner Size : 60.75"W x 80.50"D



Note : Dimension tolerance  $\pm 5\%$