



ITEM: SS410-OT-410

## Bearfoot Ottoman

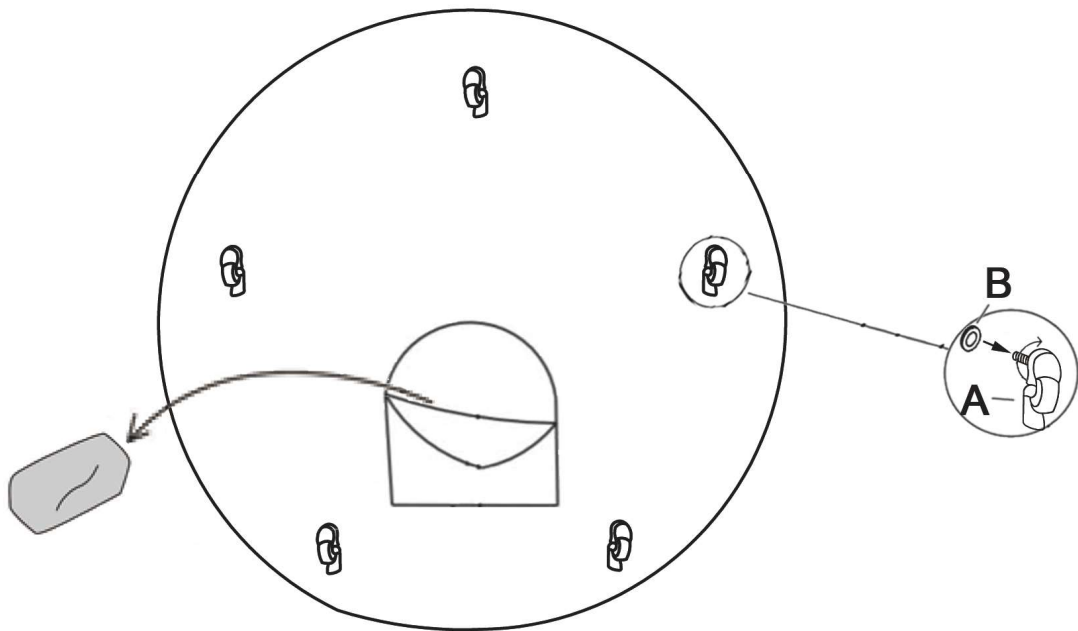
Thank you for purchasing this quality product. Be sure to unpack carefully looking for small parts which may have come loose during shipment.

Read all instruction and study the drawing carefully before starting the assembly process .

| Parts No. | Description | Sketch  | Quantity |
|-----------|-------------|---|----------|
| A         | Caster      |  | 5        |
| B         | Flat washer |  | 5        |

**Step 1 :**Open the zipper on the bottom of ottoman , take out the caster (A) and flat washer(B).

**Step 2:**Put the flat washer(B) on the screw of the caster(A) and tighten it clockwise by hand.



### CAUTION

Do not allow children to play on this mechanism furniture or operate the mechanism. Leg rest folds down on closing so that child could possibly be injured. Always leave in an upright and closed position and keep hands feet clear of mechanism. Only the occupant should operate it.