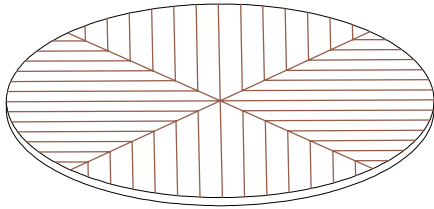


# TAS54083

## ASSEMBLY INSTRUCTION

**P1**

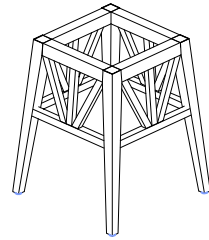
Table Top



x 1

**P2**

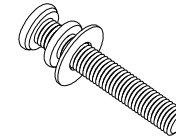
Base



x 1

**01**

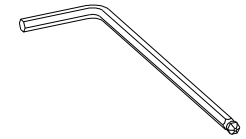
Steel allen bolt, lock & washer



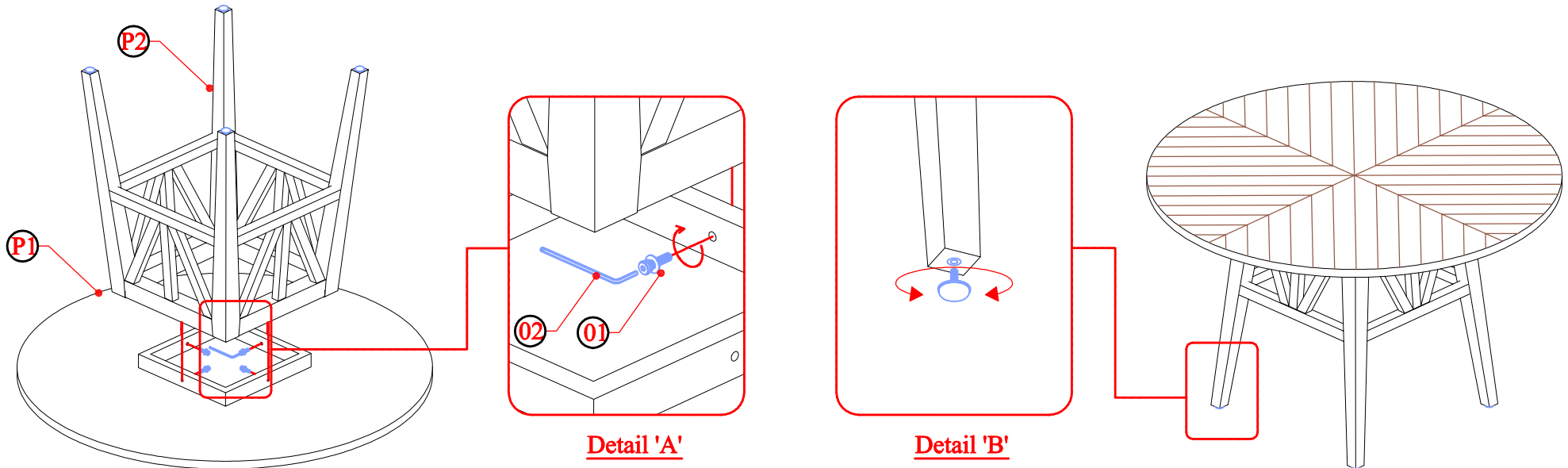
x 4

**02**

Steel allen wrench



x 1



Detail 'A'

Detail 'B'

### INSTRUCTIONS :

1. Assemble the table top (**P1**) to the base (**P2**) then insert steel allen bolt, lock & washer (**01**), use steel allen wrench (**02**) and turn clockwise direction to tightened them. Refer detail 'A'
2. Item is ready to use. (Adjust glider for the table levelling if necessary, Refer detail 'B'.)