



KIN Force



OWNERS MANUAL

KINBYTOTEM.COM

Congratulations

We sincerely thank you for having granted Totem's KIN Force the special place in your living environment. This 3-CHANNEL Sounbar was designed to redefine your musical understanding and open corridors of new experiences. We hope that you not only enjoy but experience KIN as your guide to a new and rewarding listening environment! You will without a doubt attain a KIN moment.

Our Vision

Created in 1987, Totem's mission is to develop loudspeakers capable of producing an involving performance that is true to the artist's intention. Totem Acoustic's KIN "sub brand" was introduced in 2014, born from a desire to engage a wider audience by offering affordable solutions for today's audio capable devices. Fast forward 10 years and KIN has evolved into a full-fledged loudspeaker series, featuring both powered Bluetooth and passive loudspeakers, a soundbar, subwoofers, and an integrated amplifier/DAC with both aptx™ HD Bluetooth and phono stage for certain models. Totem's DNA abounds throughout KIN, allowing for ease of placement while providing a lifelike sonic experience in any application, be it for music, movies or gaming, etc. Ultimately, Totem and KIN models can seamlessly integrate in virtually any setting.



DISCOVER KIN FORCE ...

Designed by Totem Acoustic in Montreal, Canada, the KIN FORCE was created to provide a simple yet remarkable audio solution. The artistic vision of the interior designer and the fire of the passionate music lover coalesce in the KIN Force. It possesses the stylish form to match the slim dimensions of today's big screens and Totem's majestic voice and surreal imaging that connects you to the action. Discover the KIN Force, the latest audio solution by Kin By Totem.

Totem keeps to a strict quality control regimen and all factory-sealed products leave our facility in perfect condition. If there are any damages visible or concealed that has occurred in handling it must be reported immediately to your Authorized Totem Dealer. Carefully remove the speakers from the box and save all interior and exterior packaging for future use.

KIN FORCE



Informations Environnementales

All Totem products are designed to comply with international Restriction of Hazardous Substances (RoHS) and CARB certification.

UNPACKING

Totem Acoustic keeps to a strict quality control regimen and all factory-sealed products leave our facility in perfect condition. If there are any damages visible or concealed that has occurred in handling it must be reported immediately to your Authorized Totem Dealer. Carefully remove the speaker(s) from the box(es); take caution as the size often defies the actual weight. Save all custom cartons and packaging foam for future use.

We very much would appreciate if you took the time to register your product online. Product registration leads to quicker assistance and more efficient support in the rare case that your speaker should have a problem. This can be done quickly and easily in the support section of our site: <https://kinbytotem.com>

If you require additional information or further assistance on the Totem you've discovered, contact your TOTEM AUTHORIZED DEALER or visit the warranty section of the Totem website at: <https://kinbytotem/warranty/>

Follow/Like us on Facebook or Instagram

SPEAKER POSITIONING AND PLACEMENT

The KIN FORCE soundbar has great dispersion. It can be placed in extremely varied positions and still produce a large and accommodating, non-shifting soundstage. KIN Force can be wall mounted above or below a TV, placed on a mantel, or on lowboy and still produce a large and accommodating, non-shifting soundstage.

Keep in mind that a room with a variety of materials will deliver a much more harmonized sound. Below are some guidelines for general in-room placement that can help optimize performance.

Totem generally recommends that on wall speakers be positioned at least 12 in (30.5 cm) from side wall to allow a better energy flow and cleaner bass response.

A popular guideline is for the listening position distance to be 1.5 times the space between the speakers, so if speakers are 6 feet (approx. 2M) apart you would be 9 feet (approx. 3M) from them. All rooms and listening positions are different, so we encourage you to experiment with finding their best position.



SPEAKER POSITIONING AND PLACEMENT

When the **KIN Force** is placed below the screen, the tweeters should be justified towards the top of the cabinet. **See FIG. 1**

When the KIN Force is placed above the screen, the tweeters should be justified towards the bottom of the cabinet. **See FIG. 2**

FIG. 2

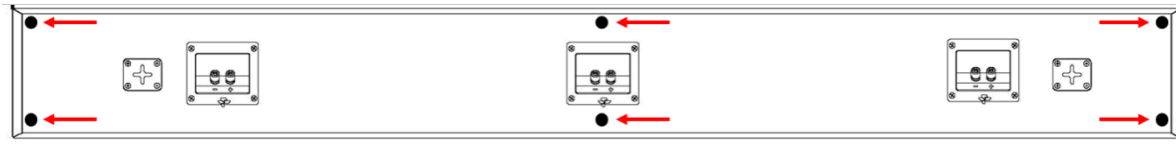


FIG. 1

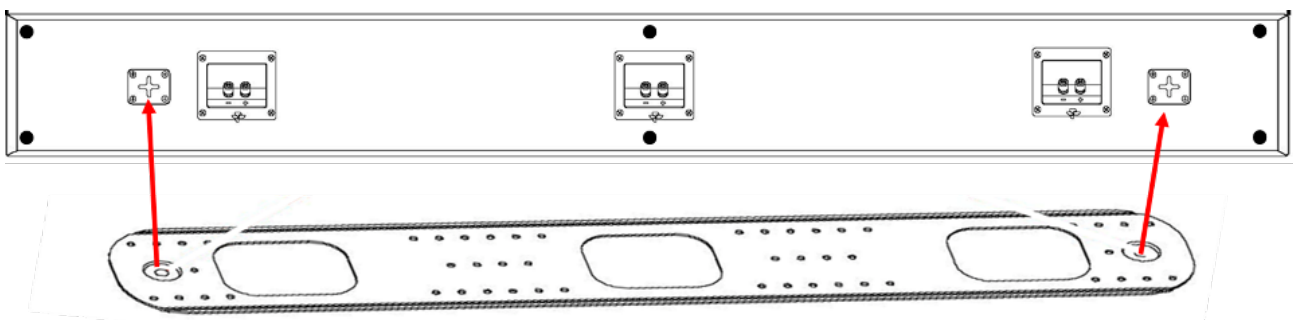


WALL MOUNTING

The **KIN Force** can be wall mounted horizontally with the **supplied** bracket and hardware. The flat surface of the bracket faces the wall, and the bolt protrusions face the speaker.




1. Affix the SIX rubber feet to the back and middle corners of the speakers.
2. Orient the bracket in the desired position.
3. Ensure the bracket is level. If speaker cables were passed through the wall, they should exit from the central bracket opening.
4. Attach the bracket to the wall; use the wood screws if you are attaching to a stud, or the wall anchors and associated screws if attaching to drywall.
5. Align the bolts of the bracket with the keyway openings of the speaker and attach the speaker to the bracket.



REMEMBER TO HAVE THE TWEETERS CORRECTLY POSITIONED TO MAXIMIZE DISPERSION

CONNECTIONS

Be certain to connect the positive red (+) terminal of the speaker to the positive red (+) output terminal on the amplifier. Be certain to connect the negative black (-) terminal of the speaker to the negative black (-) output terminal on the amplifier. The speakers will sound out of phase (bass loss and image distortion) if there is an error in your connection.



TRESS CABLE

Speaker cable is an important element of the overall system performance so ask your dealer about Totem Tress cable. Tress is a twisted pair of 14-gauge, multi strand, linearized oxygen-free silver-plated conductors coated in black and white Teflon. Dielectric shielding makes it impervious to damage and oxidization. Tress can be run long distances -in-wall and around room and maintain peak performance. It provides great extension in both high and low frequencies, excellent spatial ability, has no capacitance buildup, and is FT4 rated. It is one of the best performers out there, yet remarkably economical.



DECOUPLING

Totem recommends decoupling the loudspeaker with the supplied feet to break down cabinet resonance for optimum results. Turn the speaker upside down and apply the adhesive backed feet to the 4 corners of the cabinet.



OUR THOUGHTS ON GRILLS

The KIN SOUNDBAR SPEAKER comes equipped with a magnetically attaching grill included in the box. This is a departure from our original practise as for years we did not include grills and only made them available as an optional accessory.

Our intense listening sessions are conducted without a grille and we believe yours should as well. Only our architectural speakers are voiced with a grille in place because of the strong cosmetic preferences associated with their very specific application.

AMPLIFIER DISTORTION

The most common source of speaker damage results from amplifier distortion. Your amplifier may run out of clean power upon listening at loud levels. A direct consequence of such an overuse is distorted power, producing a greater quantity of distortion than its rated output power. This provides a threat of damage to any loudspeaker.

The greater the amplifier power, the safer the loudness potential. A 50 watt/channel amplifier, if driven above this 50 watt/channel limit, will naturally produce multiplicatively more distortion than at 50 watts. A 120 watt/channel amplifier will have substantial distortion above 120 watts but will not allow any significant distortion below 100 watts. To conclude, more amplifier power provides cleaner power and less possibility for damage.

VOLUME

All connections should be made with the equipment turned off. Volume controls on the amplifier/ receiver/preamplifier are very misleading. Please note that the volume control does not address power-output, but simply adjusts the audible level of music. It is the type of music being played that has an incidence on the amount of power used at a given volume level. Less dynamic music utilizes lesser amplifier power than more dynamic music does. With most music, the amplifier reaches its maximum power between the 11 and 1 o'clock position on the volume dial.

Distortion is inevitable when the amplifier is pushed above its rated output level, which may result in speaker damage. This occurs with any type of speaker. This type of damage constitutes abuse and may not be covered by warranty. Be attentive to the instant distortion commences, turning the volume control down to prevent speaker and/or amplifier damage.

LIMITS

Be wary of providing more power than is appropriate for your speakers and damaging them. Although a more powerful amplifier may provide better sound, it is very important to utilize speakers within their power-range rating to prevent damage.



KIN FORCE Specifications

Design: Three Channel On-Wall LCR

Tweeter: 3 x 1" Titanium Infused Soft Dome

Woofers: 6 x 4" MHEX

Power Handling: 20-125w RMS

Frequency response: 57Hz – 21kHz

Impedance: 6 ohms

Sensitivity: 90dB

Dimensions (WxHxD) :
5 ½ x 47 1/4 x 3 1/2 inches / 139 x 1200 x 89mm

Weight: 24.5lb / 11.11 kg

Break-in Time: 50 - 100 hours

WALL BRACKET & MAGNETIC GRILL INCLUDED.

Product Registration

We very much would appreciate if you took the time to register your product online. Product registration leads to quicker assistance and more efficient support in the rare case that your speaker should have a problem. This can be done quickly and easily in the support section of our site:

<https://kinbytotem.com/fr/enregistrer-votre-produit><https://>

Totem Limited Warranty

Please register online at www.kinbytotem.com within two weeks of the purchase date. The Totem speakers must be purchased from a TOTEM AUTHORIZED DEALER.

Keep your original bill or receipt obtained from your Totem Authorized Dealer.

All Totem products are created with the utmost care and quality in mind. If ever a problem should arise, Totem's speakers are covered by a two (2) year limited warranty on the amplifier and 5 years on the drivers, starting from the date of purchase. Remotes are covered for one year. The Totem limited warranty applies to products in normal home use only. The warranty is void if serial numbers have been altered or removed. The warranty is void if products show signs of abuse. The warranty is void if the speakers have been tampered with. Totem KIN PRODUCTS require 75-100 hours of actual music playing time as a minimal break-in period. During this time, refrain from playing them at very loud levels. You will notice a definite gradual improvement in the cohesiveness of the music reproduction as this occurs.

We reserve the right to any future change or modification without notice. For further assistance, contact your TOTEM AUTHORIZED DEALER or visit the Warranty section of the KINBYTOTEM website at <https://kinbytotem.com/support/warranty/>