



Liberty Furniture
INDUSTRIES, INC

LIBERTY FURNITURE

ASSEMBLY INSTRUCTION

DESCRIPTION: DOUBLE PEDESTAL TABLE TOP
DOUBLE PEDESTAL TABLE BASE

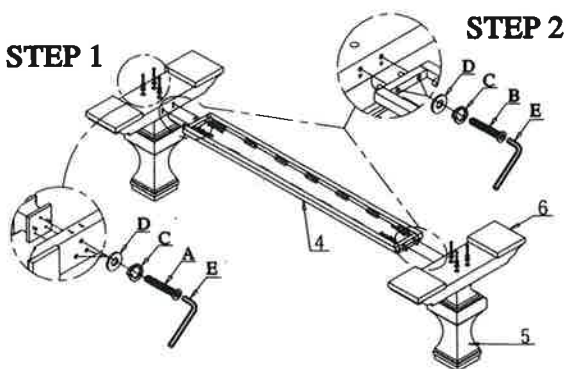
ITEM: 535- T4202/P4202

Thank you for purchasing this quality product. Be sure to check all packing material carefully for small parts which may have come loose inside the carton during shipment. Identify and count all parts and compare with the parts list below:

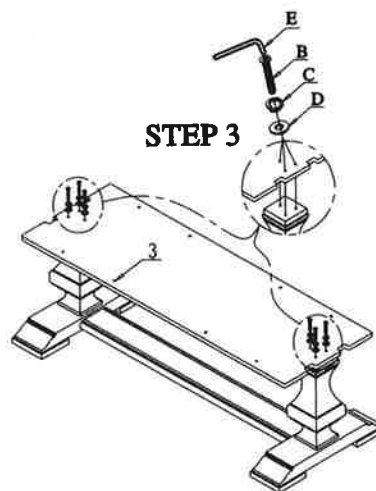
PARTS LIST			
NO.	DESCRIPTION	DRAWING	Q'TY
1	TABLE TOP		1 PC
2	TABLE LEAF		1 PC
3	SUPPORTED PLATE		1 PC
4	STRETCHER		1 PC
5	POST		2 PCS
6	LEGS		2 PCS

HARDWARE LIST			
NO.	DESCRIPTION	DRAWING	Q'TY
A	BOLT $\phi 5/16"$ *2-1/2"		6 PCS
B	BOLT $\phi 5/16"$ *2"		18 PCS
C	LOCK WASHER $\phi 5/16"$		24PCS
D	FLAT WASHER $\phi 5/16"$ *19*2mm		24PCS
E	ALLEN WRENCH $\phi 5/16"$		1PC

STEP 1

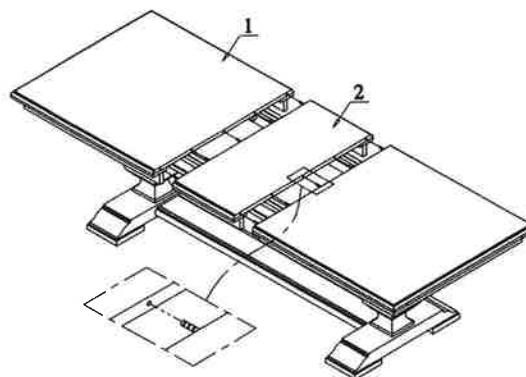
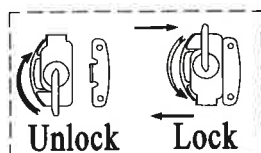
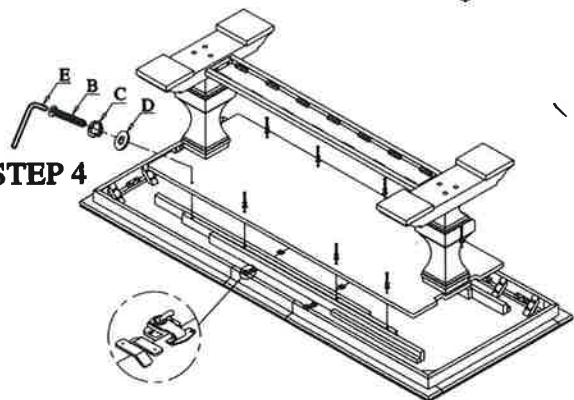


STEP 2



STEP 3

STEP 4



STEP 5