



ASSEMBLY INSTRUCTIONS

COASTER FINE FURNITURE



Fine Furniture for every stage of life

910238
Storage Bench

ITEM: **910238**

ASSEMBLY INSTRUCTIONS



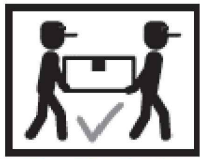
ASSEMBLY TIPS:

1. Remove hardware from box and sort by size.
2. Please check to see that all hardware and parts are present prior to start of assembly.
3. Please follow attached instructions in the same sequence as numbered to assure fast & easy assembly.



WARNING!

1. Don't attempt to repair or modify parts that are broken or defective. Please contact the store immediately.
2. This product is for home use only and not intended for commercial establishments.

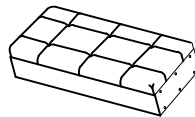


ASSEMBLY TIME

15 MINUTES

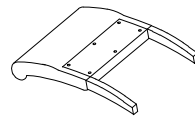
PARTS IDENTIFICATION

A SEAT



1PC

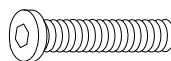
B ARM



2PCS

HARDWARE IDENTIFICATION

1 BOLT
(Ø5/16" x 1-3/4"-BLK)



8PCS

2 LOCK WASHER
(Ø5/16" - BLK)



8PCS

3 FLAT WASHER
(Ø5/16" x 22mm - BLK)



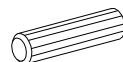
8PCS

4 ALLEN WRENCH
(M5 - BLK)



1PC

5 WOOD DOWEL
(Ø8 x 30mm)

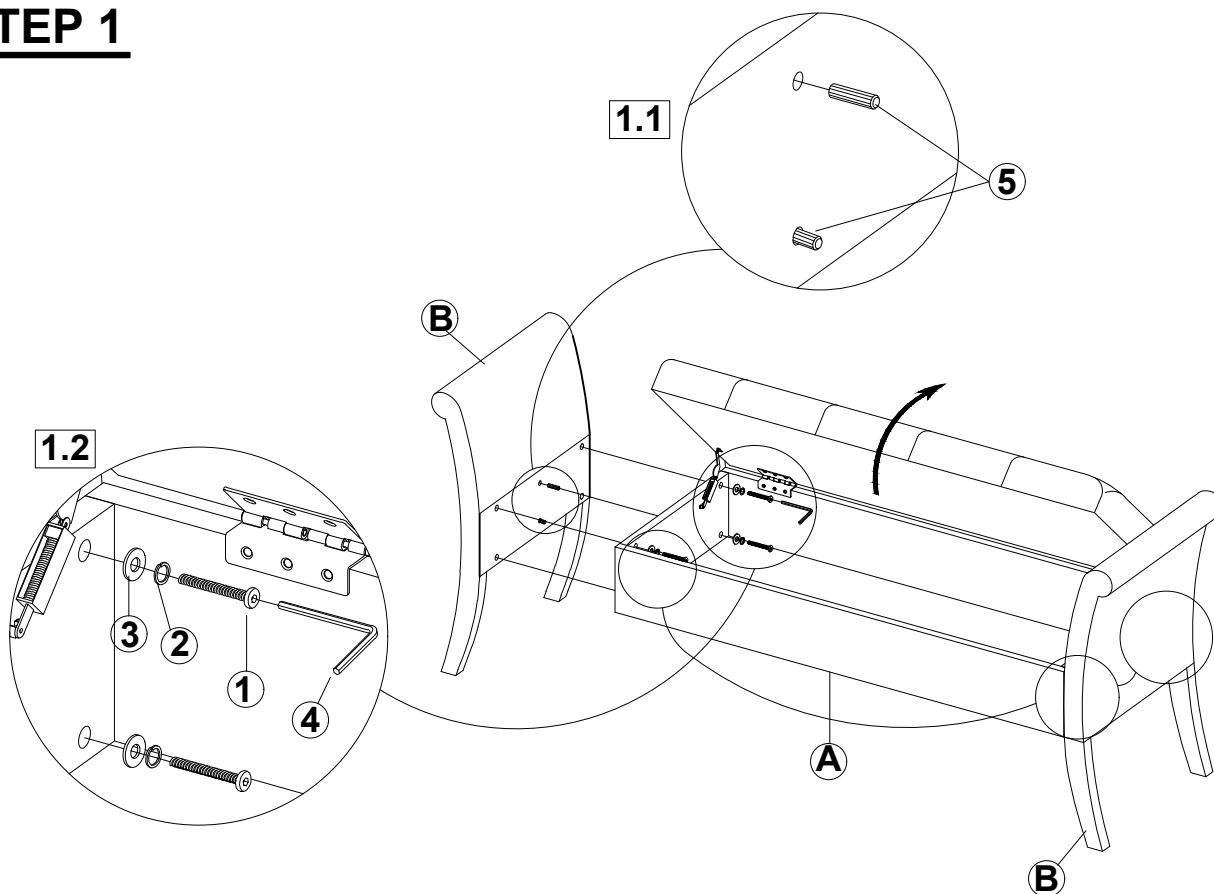


4PCS


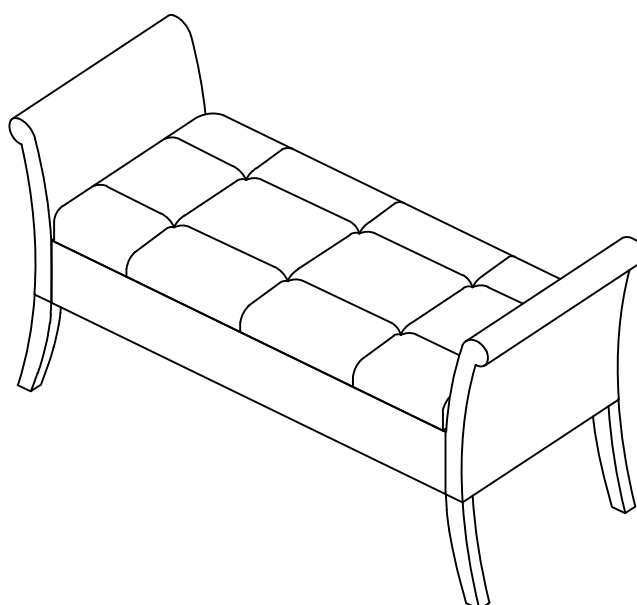
ITEM: **910238**
ASSEMBLY INSTRUCTIONS



STEP 1



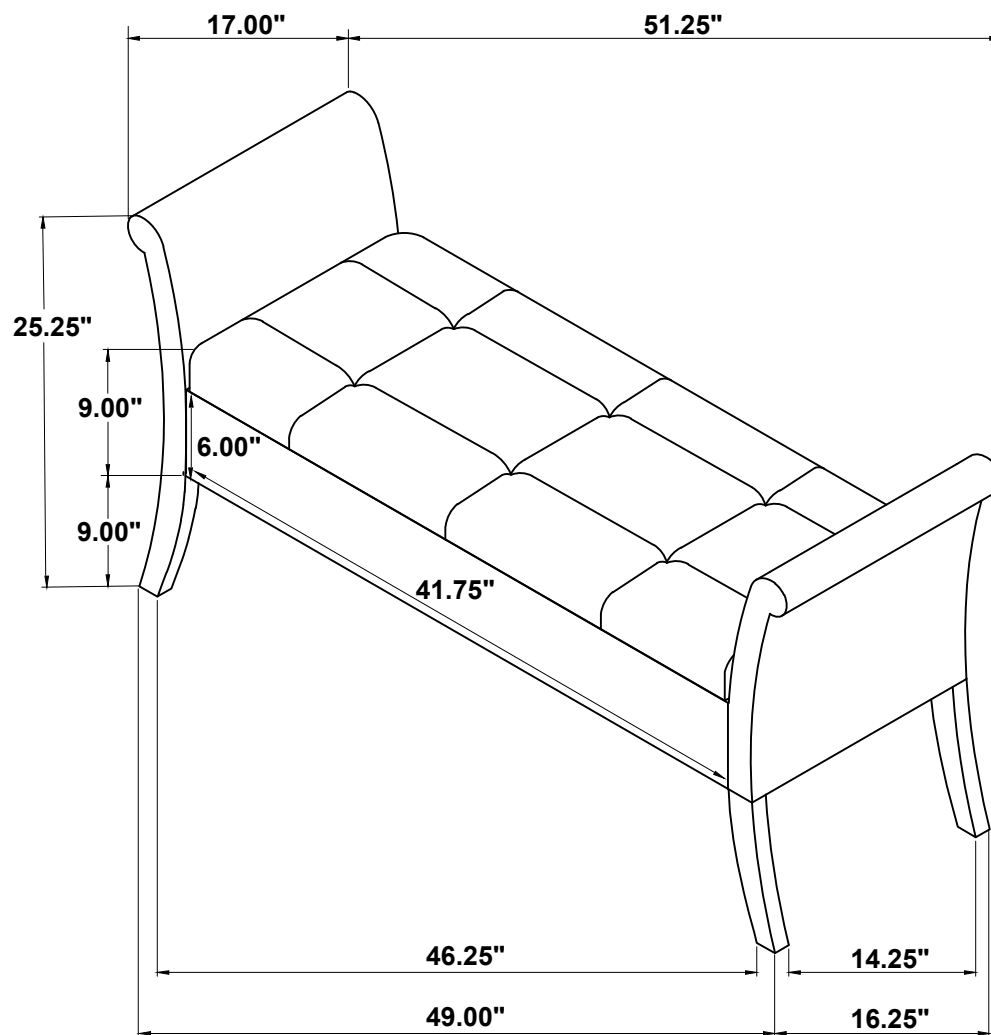
STEP 2
COMPLETE



ITEM: **910238**



Inner Size: 40.00"W x 15.00"D x 5.50"H



Note: Dimension tolerance $\pm 5\%$