



# ASSEMBLY INSTRUCTIONS

## COASTER FINE FURNITURE



*Fine Furniture for every stage of life*

**223254**  
**Mirror**

REVISION 0: 06/27/2018  
REVISION 1: 04/22/2019  
REVISION 2: 08/27/2019

# ITEM: 223254



## ASSEMBLY INSTRUCTIONS


### ASSEMBLY TIPS:

1. Remove hardware from box and sort by size.
2. Please check to see that all hardware and parts are present prior to start of assembly.
3. Please follow attached instructions in the same sequence as numbered to assure fast & easy assembly.



### WARNING!

1. Don't attempt to repair or modify parts that are broken or defective. Please contact the store immediately.
2. This product is for home use only and not intended for commercial establishments.

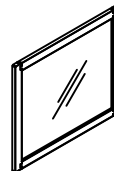


**ASSEMBLY TIME**

**10 MINUTES**

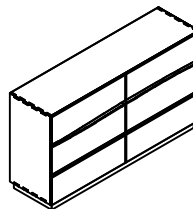
## PARTS IDENTIFICATION

**A MIRROR**



**1PC**

**B DRESSER**  
**\* FROM BOX ITEM #223253**



**1PC**


**C MIRROR SUPPORT**  
**( PACKED WITH MIRROR )**



**2PCS**

## HARDWARE IDENTIFICATION

**1 BOLT**  
**( M6 x 35mm - BLK )**



**8PCS**

**2 LOCK WASHER**  
**( Ø13 x Ø6 x 1mm - BLK )**



**8PCS**

**3 FLAT WASHER**  
**( Ø16 x Ø6.5 x 1mm - BLK )**



**8PCS**

**4 Z-ALLEN WRENCH**  
**( 4MM - WHT )**

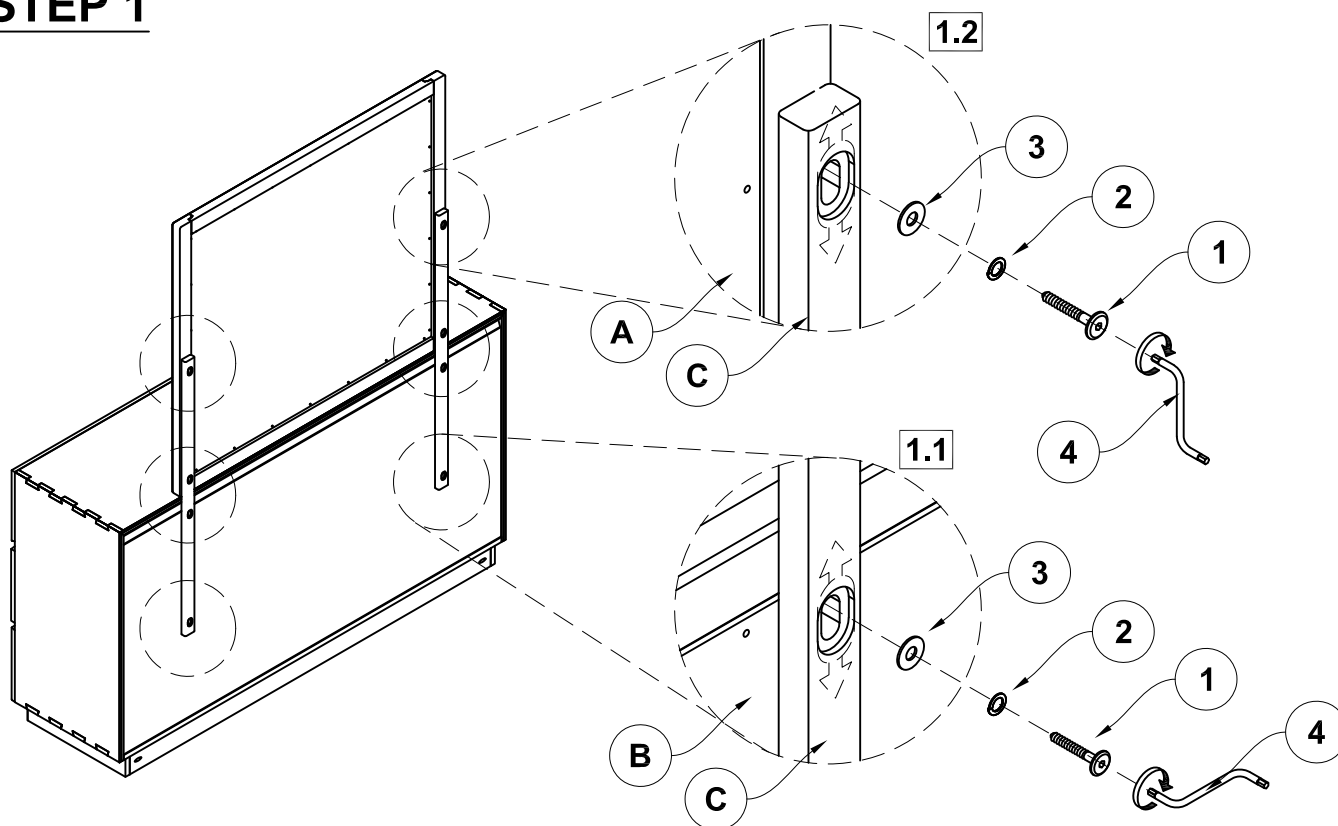


**1PC**


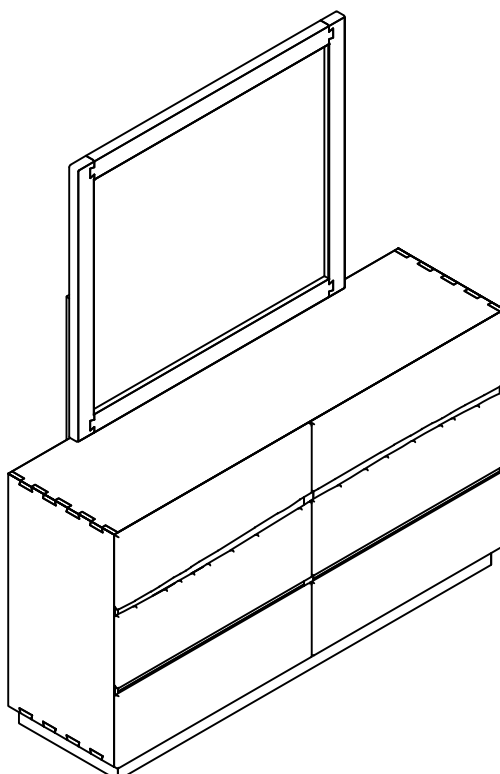
ITEM: **223254**

## ASSEMBLY INSTRUCTIONS

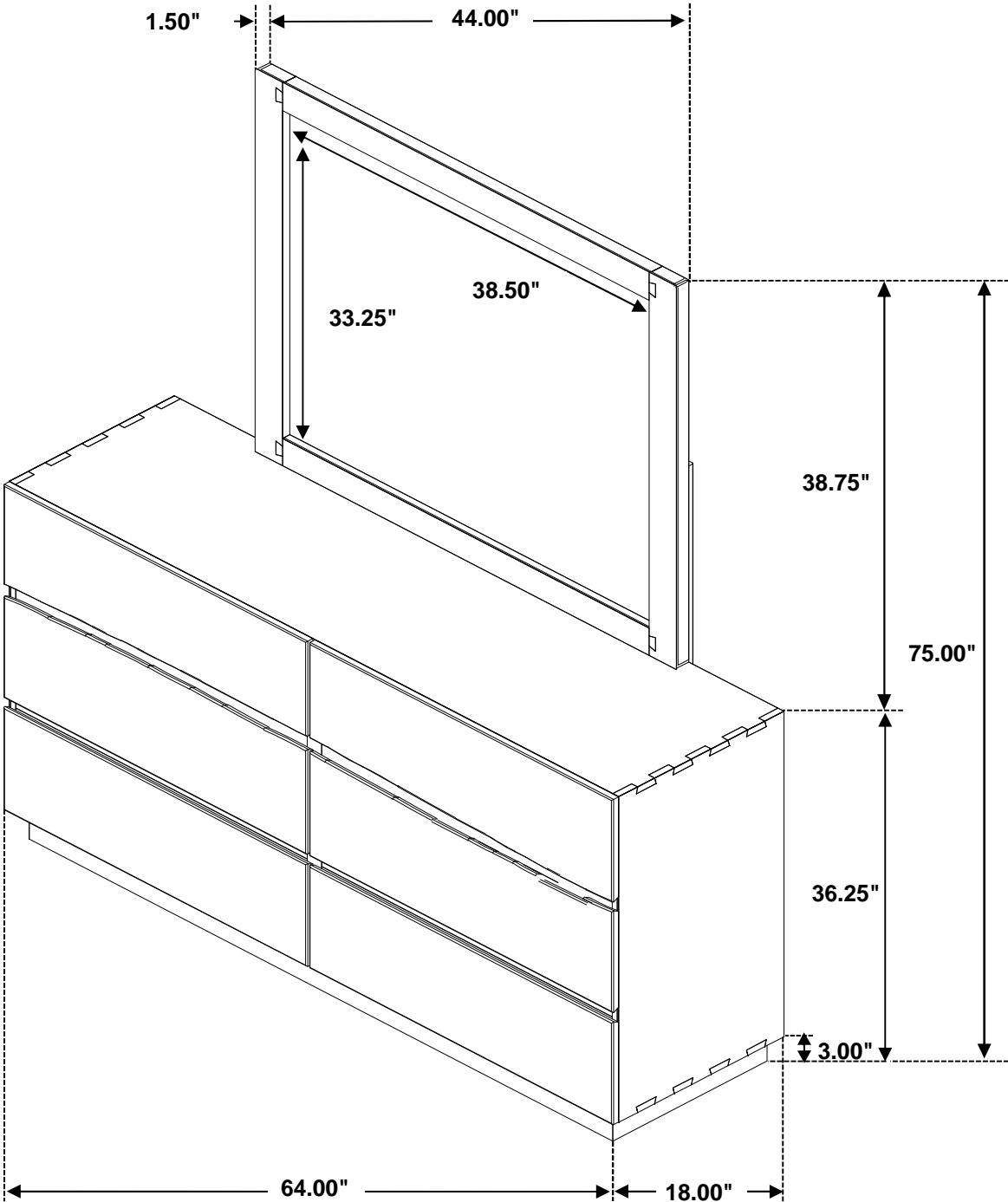
### STEP 1



### STEP 2 COMPLETE



ITEM: 223254



Note: Dimension tolerance  $\pm 5\%$