



INSTRUCTIONS D'ASSEMBLAGE
ASSEMBLY INSTRUCTIONS

MONARCH
SPECIALTIES INC.

I 1335

TABLE A MANGER -
36"X 60" BOIS PLAQUE ANTIQUE BLANC/ BRUN

DINING TABLE -
ANTIQUE WHITE / LIGHT BROWN VENEER 36"X 60

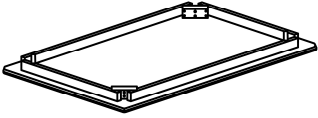



**POUR DE L'ASSISTANCE OU POUR COMMANDER
DES PIÈCES CONTACTEZ NOTRE DÉPARTEMENT
DE SERVICE À LA CLIENTÈLE.**



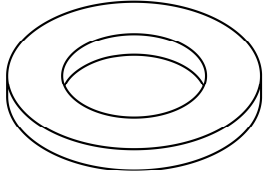
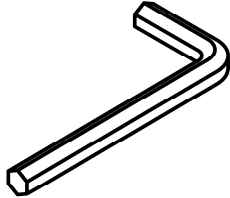
**FOR ASSISTANCE OR TO ORDER PARTS
CONTACT OUR CUSTOMER SERVICE DEPARTMENT**

WWW.MONARCHSERVICE.COM

LISTE DES PIÈCES
PARTS LIST

PIÈCE / PART #	IMAGE	DESCRIPTION	QTY / QTÉ
1		<p>TABLE TOP SURFACE DE TABLE</p>	1
2		<p>TABLE LEG PATTE DE TABLE</p>	4

LISTE DES PIÈCES DE MONTAGE
HARDWARE LIST

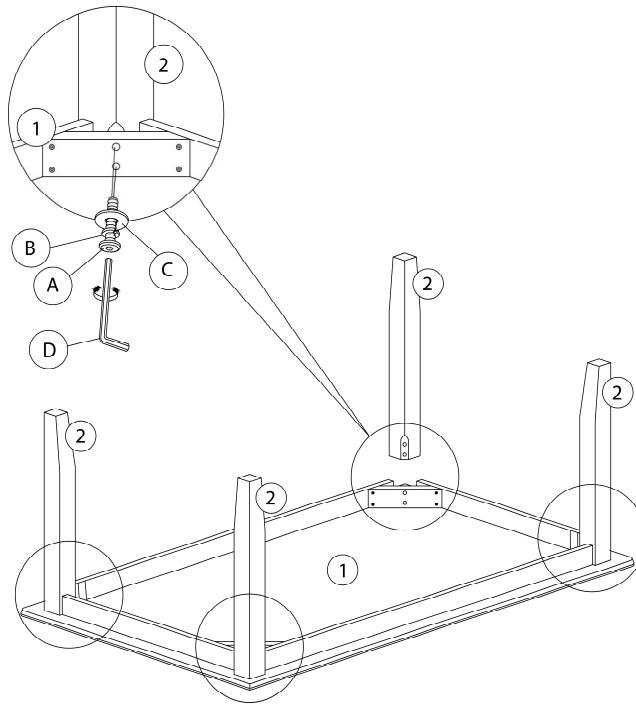
PIÈCE / PART #	IMAGE	DESCRIPTION	QTY / QTÉ
A		<p>ASSEMBLING BOLT - 3/8" X 2 3/4"</p> <p>BOULON D'ASSEMBLAGE - 3/8" X 2 3/4"</p>	8
B		<p>LOCK WASHER - 3/8" X 1/2"</p> <p>ENTRETOISE DE MÉTAL - 3/8" X 1/2"</p>	8
C		<p>METAL WASHER - 3/8" X 7/8"</p> <p>RONDELLE DE MÉTAL - 3/8" X 7/8"</p>	8
D		<p>HEX KEY</p> <p>CLÉ HEXAGONALE</p>	1



OUTIL DE VÉRIFICATION DE DIMENSIONS DES PIÈCES
HARDWARE DIMENSIONS VERIFICATION TOOL



ÉTAPE / STEP 1



ÉTAPE / STEP 2

