









Thank you for purchasing this quality product. Be sure to unpack carefully looking for small parts which may have come loose during shipment.

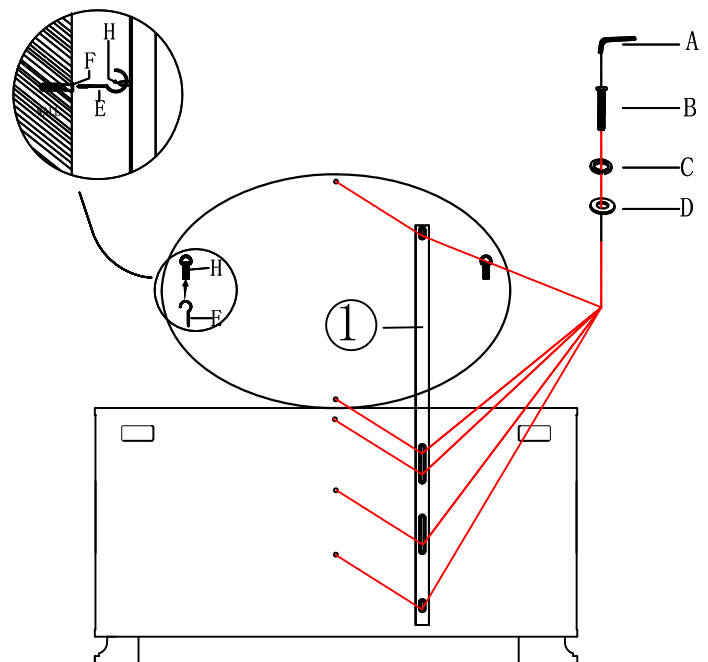
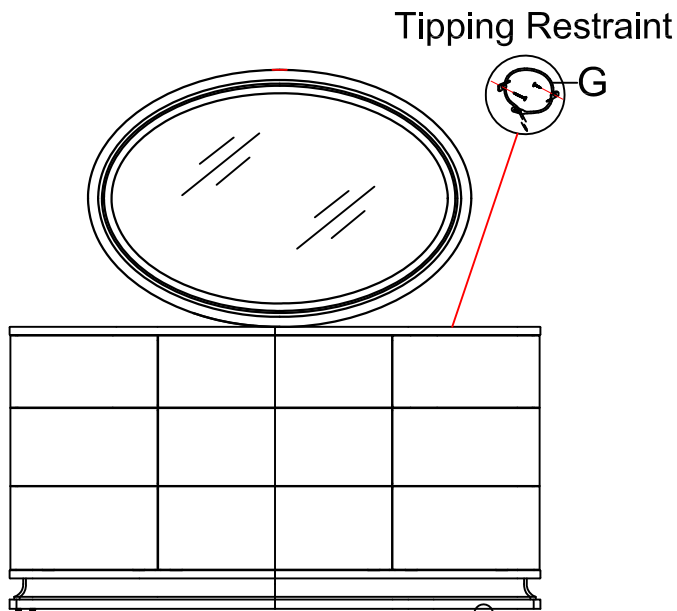
Read all instruction and study the drawing carefully before starting the assembly process.

HARDWARE PACK				
NO.	DRAWING	DESCRIPTION	SIZE	Q'TY
A		Allen Wrench	69*27.2*4mm	1 PC
B		Bolt	1/4"	5 PCS
C		Lock Washer	1/4"	5 PCS
D		Flat Washer	1/4"	5 PCS
E		Hook	4*53mm	2 PCS
F		Plastic Anchor	∅ 9*30mm	2 PCS
G		Anti - Tip Kit		1 PC

PARTS LIST			
NO.	DRAWING	DESCRIPTION	Q'TY
1		Mirror Support	1 PC

When using mirror only, hang the metal ring (H) onto the hook (E).

Anti-tip kit is included for use. We recommend installing for safety reason.



Adjust leveler if needed to level dresser on uneven floor.

