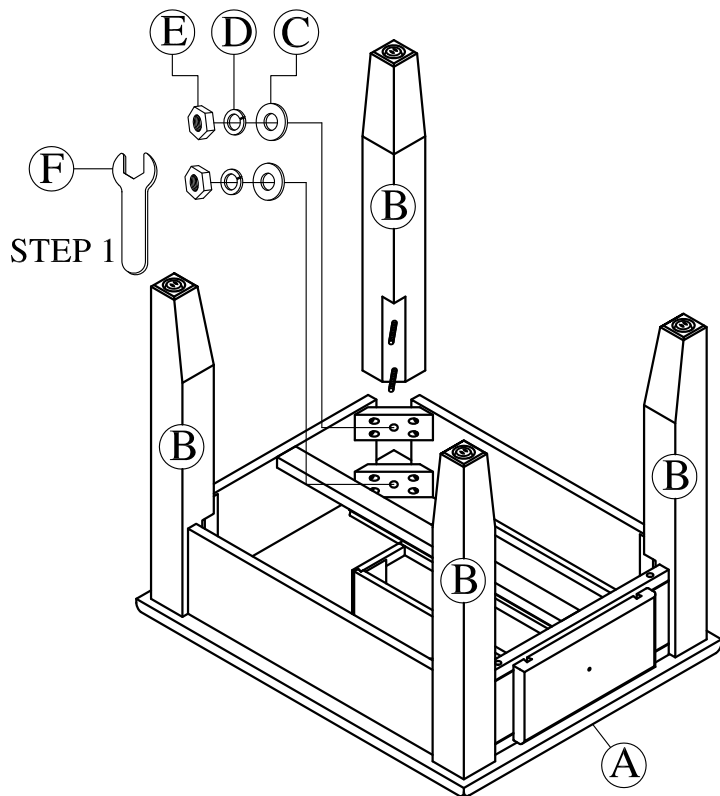


ASSEMBLY INSTRUCTIONS

ITEM NO : KA-TA-2228-RAI-C

END TABLE

Thank you for purchasing this quality product. Be sure to check all packing material carefully for small parts that may have come loose inside the carton during shipment. Please keep all hardware out of reach of small children

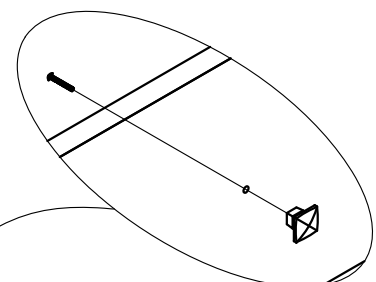
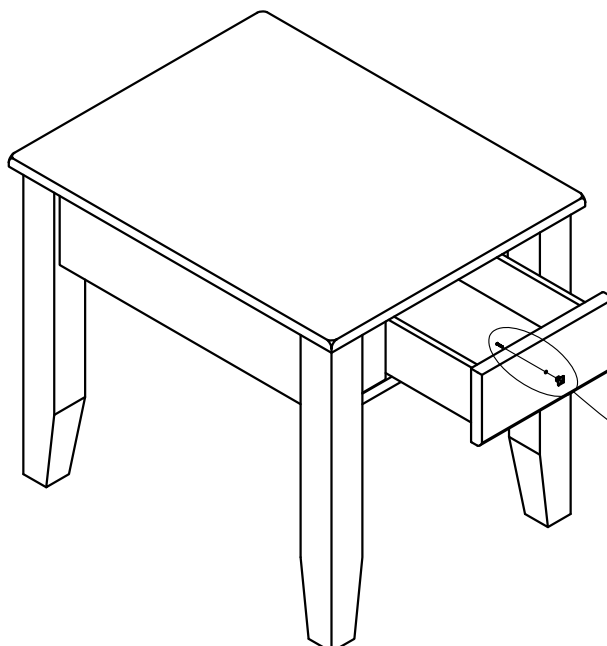


PARTS LIST :

NO.	DESCRIPTION	SKETCH	QTY
A	TABLE TOP		1 pc
B	LEG		4 pcs

HARDWARE LIST :

NO.	DESCRIPTION	SIZE	SKETCH	QTY
C	Flat Washer	$\phi 5/16"$ x $\phi 19$ mm		8 pcs
D	Spring Washer	$\phi 5/16"$ x $\phi 13$ mm		8 pcs
E	Hex Nut	$\phi 5/16"$ x 12mm		8 pcs
F	Wrench	12mmx75mm		1 pc



STEP 2

MADE IN VIETNAM

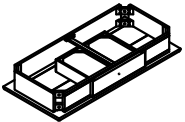
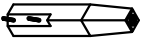
ASSEMBLY INSTRUCTIONS

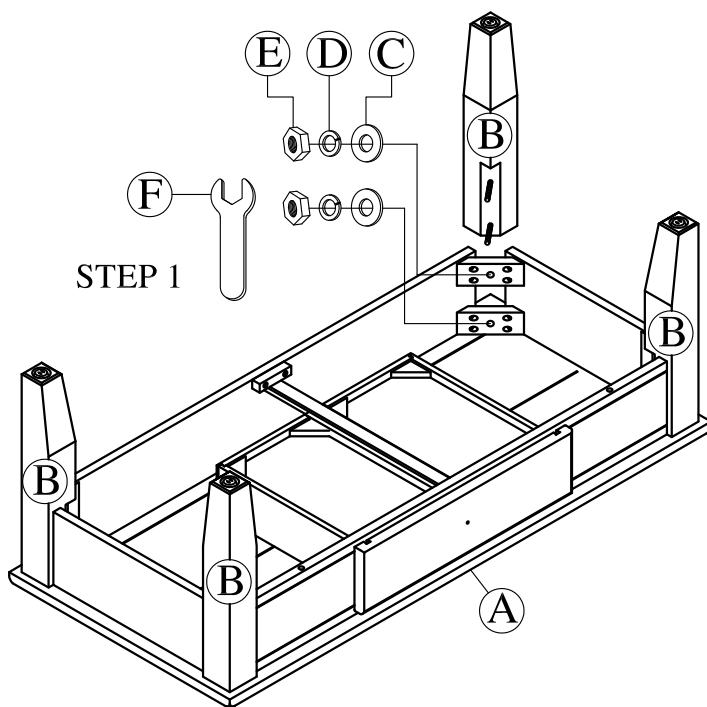
ITEM NO : KA-TA-4822-RAI-C

COFFEE TABLE


Thank you for purchasing this quality product. Be sure to check all packing material carefully for small parts that may have come loose inside the carton during shipment. Please keep all hardware out of reach of small children

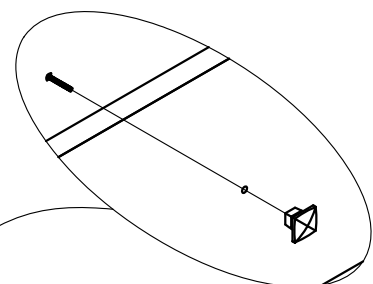
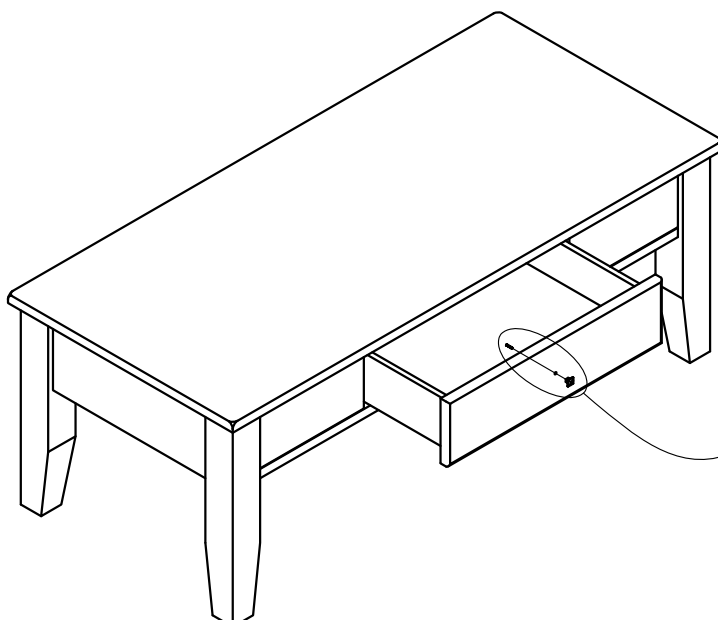
PARTS LIST :

NO.	DESCRIPTION	SKETCH	QTY
A	TABLE TOP		1 pc
B	LEG		4 pcs



HARDWARE LIST :

NO.	DESCRIPTION	SIZE	SKETCH	QTY
C	Flat Washer	$\phi 5/16"$ x $\phi 19$ mm		8 pcs
D	Spring Washer	$\phi 5/16"$ x $\phi 13$ mm		8 pcs
E	Hex Nut	$\phi 5/16"$ x 12mm		8 pcs
F	Wrench	12mmx75mm		1 pc



STEP 2

MADE IN VIETNAM

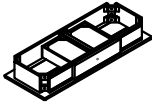

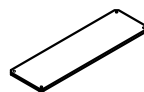
ASSEMBLY INSTRUCTIONS

ITEM NO : KA-TA-4918S-RAI-C




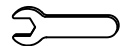




SOFA TABLE

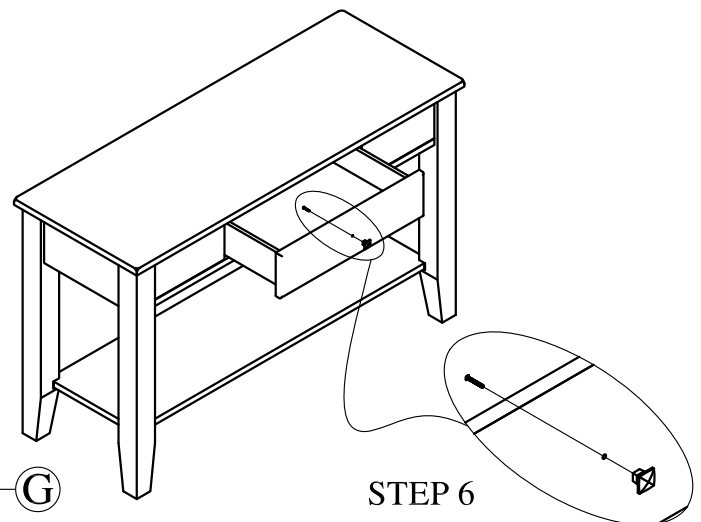
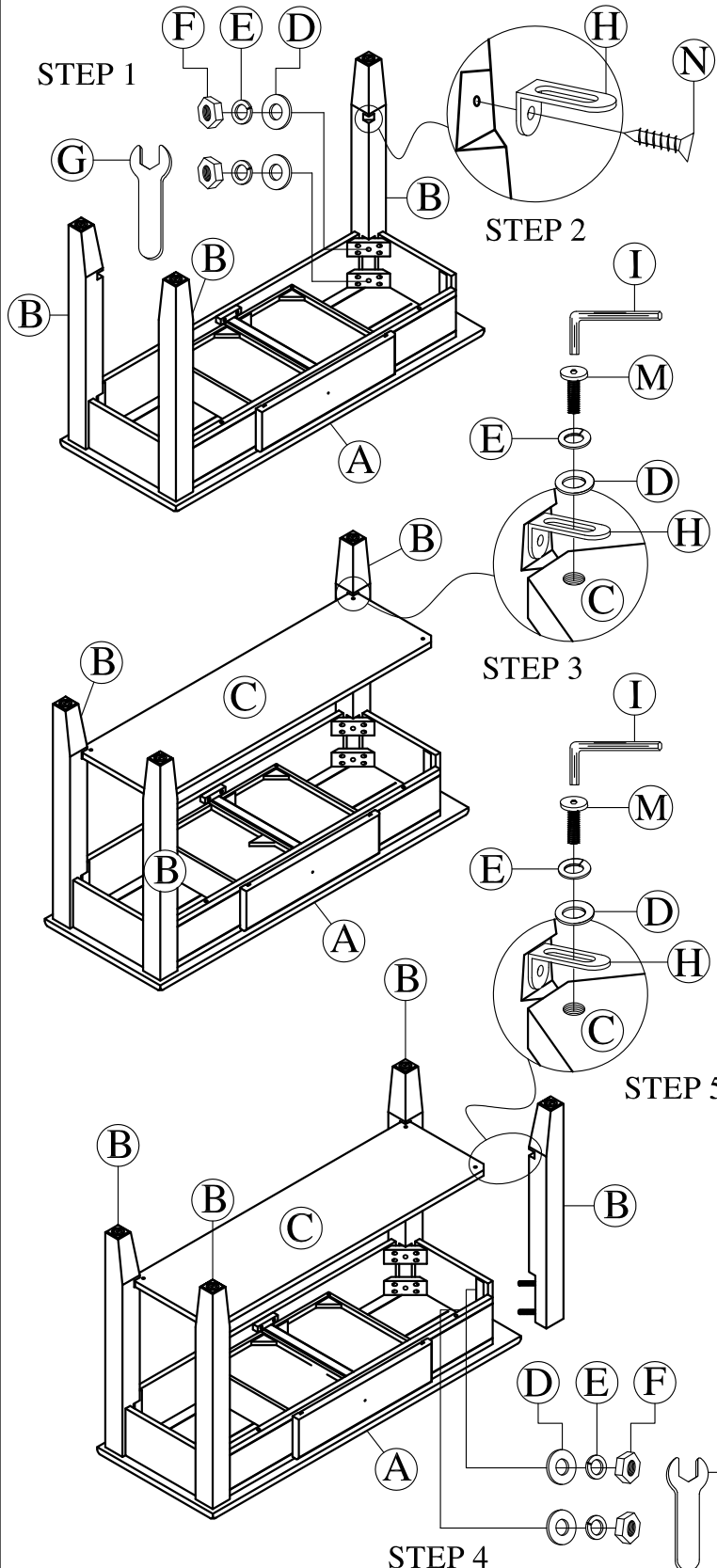
Thank you for purchasing this quality product. Be sure to check all packing material carefully for small parts that may have come loose inside the carton during shipment. Please keep all hardware out of reach of small children

PARTS LIST :

NO.	DESCRIPTION	SKETCH	QTY
A	TABLE TOP		1 pc
B	LEG		4 pcs
C	BOTTOM SHELF		1 pc

HARDWARE LIST :

NO.	DESCRIPTION	SIZE	SKETCH	QTY
D	Flat Washer	$\phi 5/16"$ x $\phi 19$ mm		12 pcs
E	Spring Washer	$\phi 5/16"$ x $\phi 13$ mm		12 pcs
F	Hex Nut	$\phi 5/16"$ x 12mm		8 pcs
G	Wrench	12mmx75mm		1 pc
H	L Bracket	39x 16x 20mm		4 pcs
N	Screw	$\phi 6$ x $\phi 3$ x 16mm		4 pcs
M	Bolt	$\phi 1/4"$ x 15mm		4 pcs
I	Allen Key	4x 23x 58mm		1 pc



STEP 6

MADE IN VIETNAM



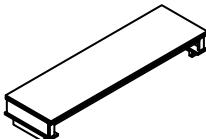
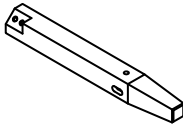
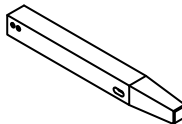
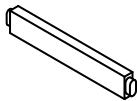
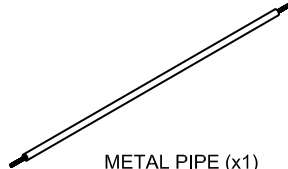





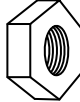
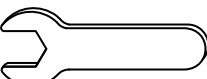
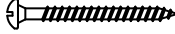
INTERCON
FURNITURE FOR LIFE

ASSEMBLY INSTRUCTIONS

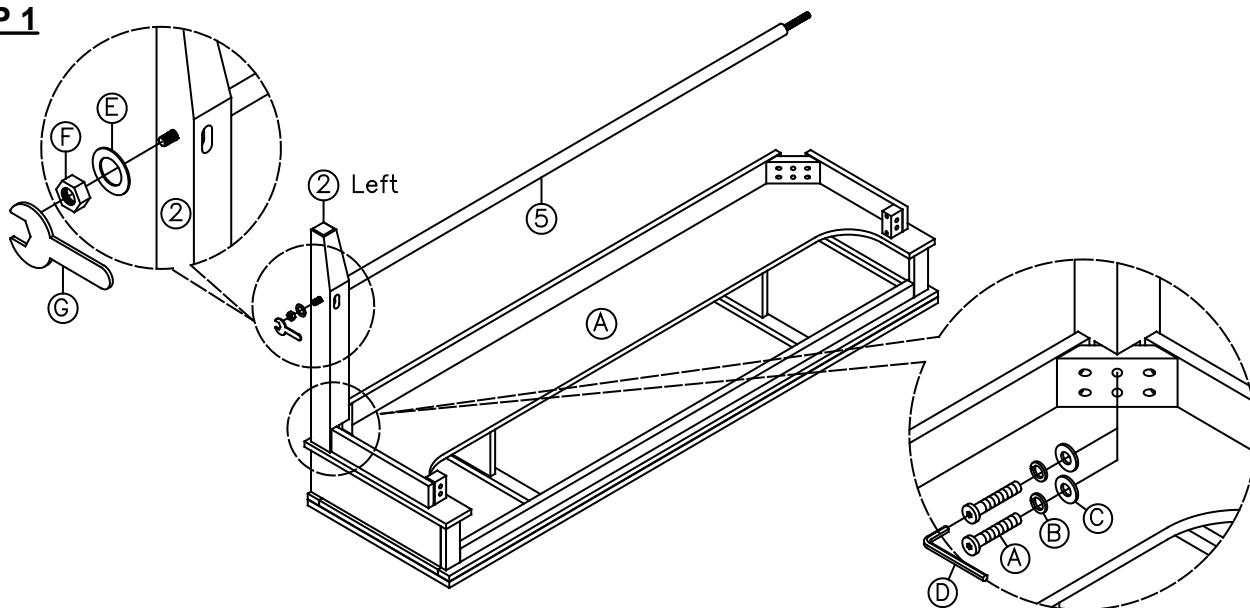
DESCRIP: 76" SOFA BAR TABLE

ITEM: KA-TA-7636-RAI-C

Thank you for purchasing this quality product. Be sure to check all packing material carefully for small parts which may have come loose inside the carton during shipment. Identify and count all parts and compare with the parts list below. Please keep all hardware out of reach of small children.

1  TABLE TOP (x1)	2  BACK LEG (x2) Left- Right	3  FRONT LEG (x2) Left- Right	
4  SIDE STRETCHER (x2)	5  METAL PIPE (x1)		
A  BOLT Ø 5/16" x 64mm (x8)	B  SPRING WASHER Ø 5/16" x Ø 12mm (x8)	C  SMALL FLAT WASHER Ø 5/16" x Ø 19mm (x8)	D  ALLEN KEY 58 x 23mm (x1)
E  FLAT WASHER Ø 1/2" x Ø 30mm (x2)	F  HEX- NUT Ø 1/2" x Ø 21mm (x2)	G  WRENCH 100x 22mm (x1)	H  SCREW Ø8x Ø4x 50mm (x4)

STEP 1



ASSEMBLY TIPS:

- 1.Remove hardware from box and sort by size.
- 2.Please check to see that all hardware and parts are present prior start of assembly.
- 3.Please follow attached instructions in the same sequence as numbered to assure fast and easy assembly.

⚠ WARNING

- 1.Don't attempt to repair or modify parts that are broken or defective. Please contact the store immediately.
- 2.This product is for home use only and not intended for commercial establishments.



INTERCON
FURNITURE FOR LIFE

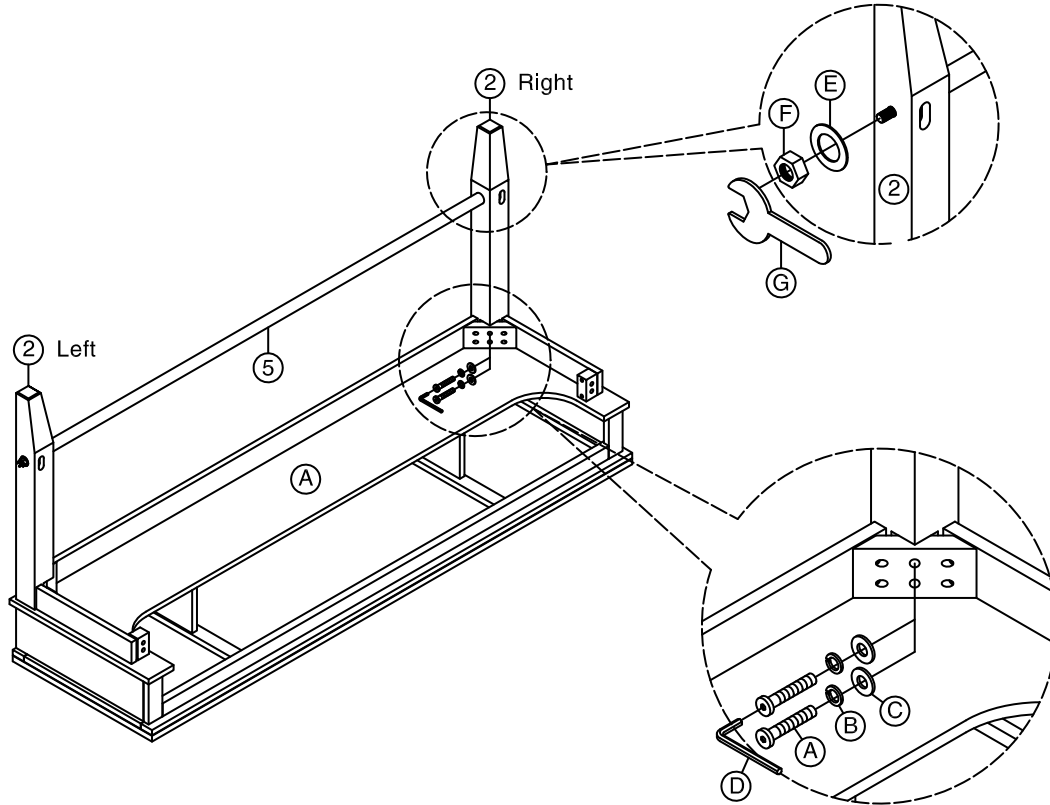
ASSEMBLY INSTRUCTIONS

DESCRIP: 76" SOFA BAR TABLE

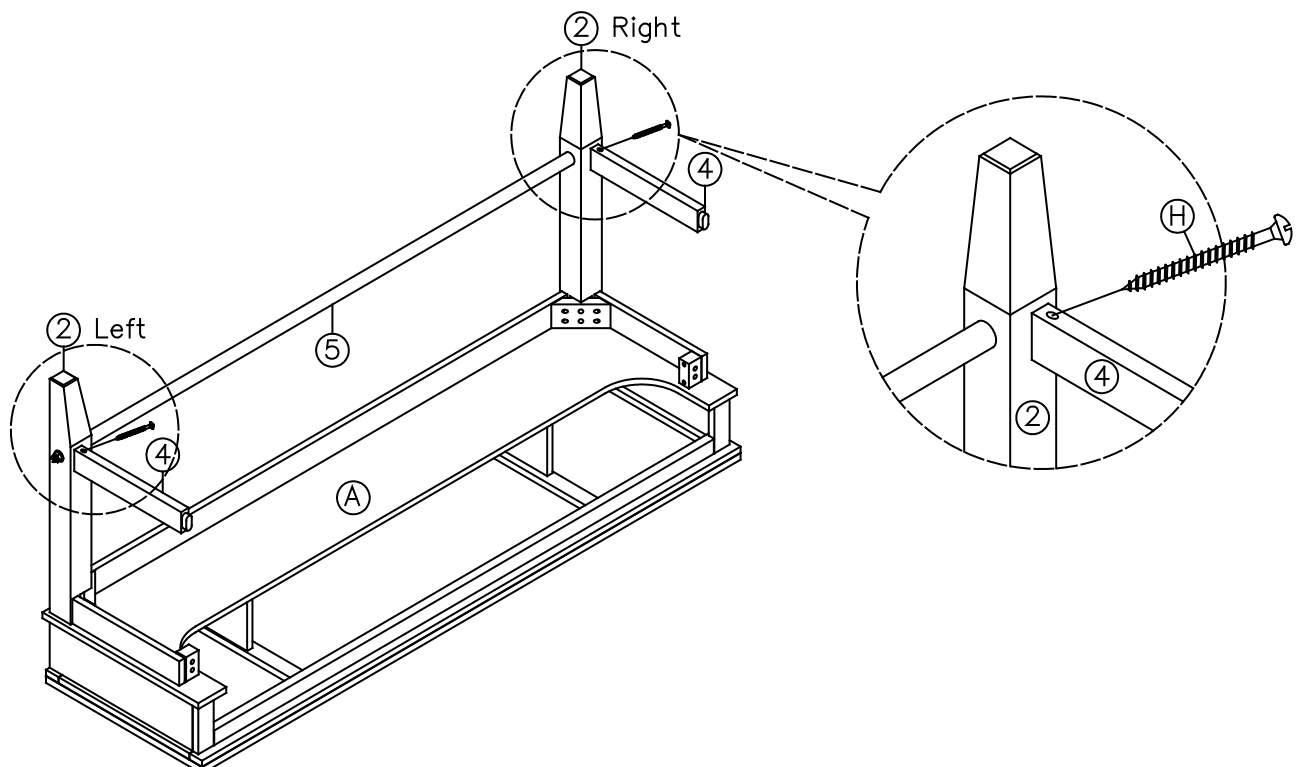
ITEM: KA-TA-7636-RAI-C

Thank you for purchasing this quality product. Be sure to check all packing material carefully for small parts which may have come loose inside the carton during shipment. Identify and count all parts and compare with the parts list below. Please keep all hardware out of reach of small children.

STEP 2



STEP 3





INTERCON
FURNITURE FOR LIFE

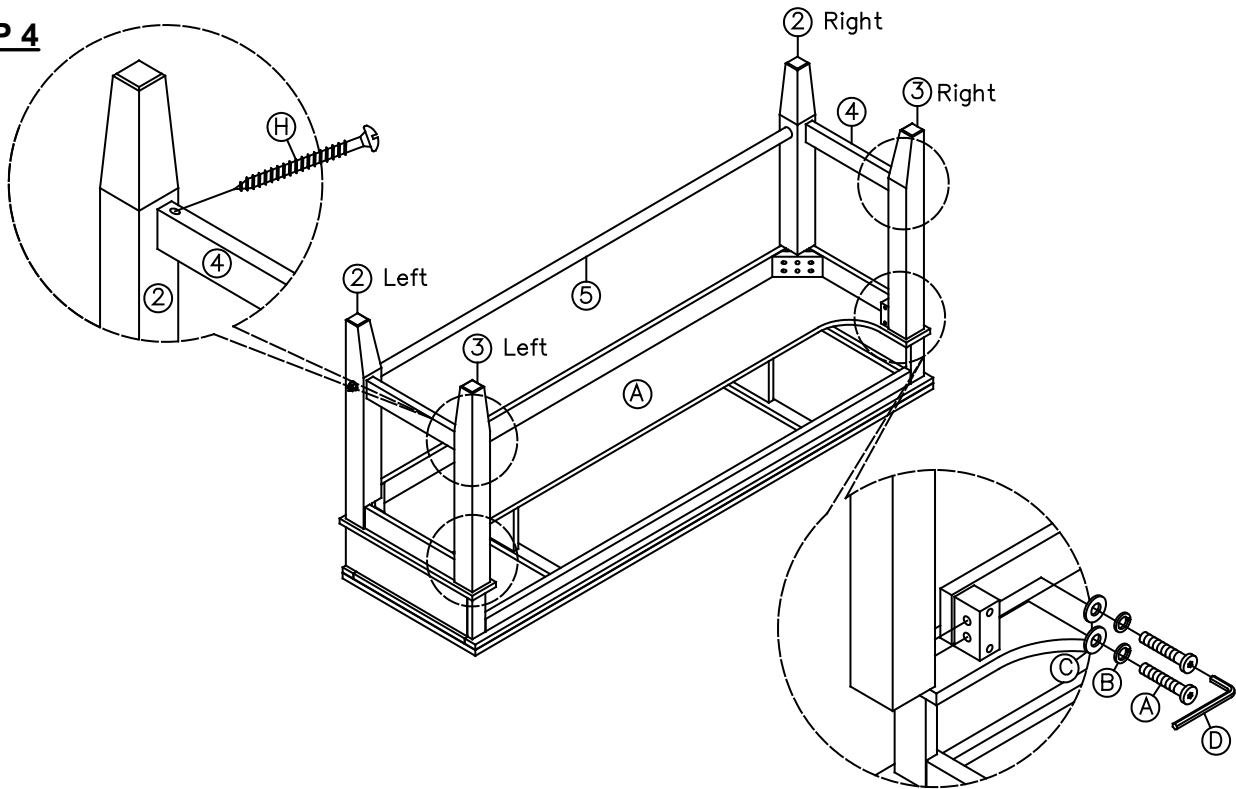
ASSEMBLY INSTRUCTIONS

DESCRIP: 76" SOFA BAR TABLE

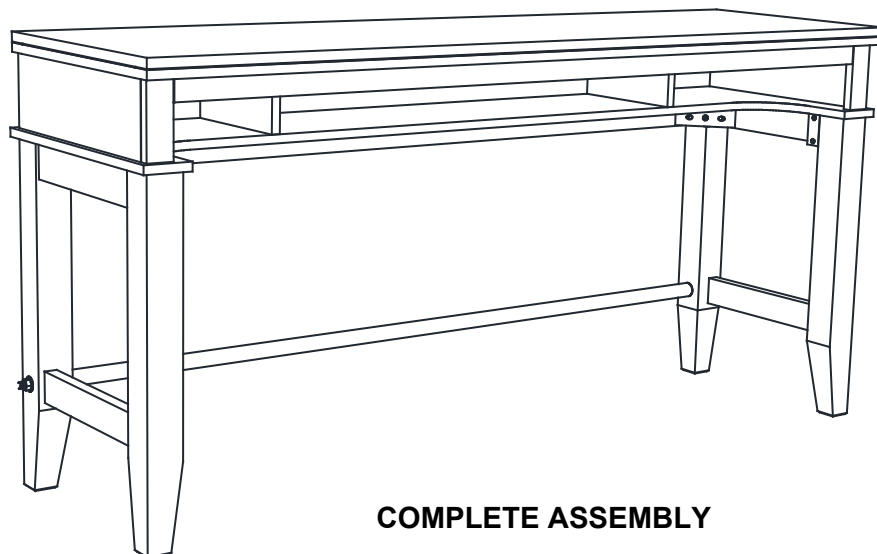
ITEM: KA-TA-7636-RAI-C

Thank you for purchasing this quality product. Be sure to check all packing material carefully for small parts which may have come loose inside the carton during shipment. Identify and count all parts and compare with the parts list below. Please keep all hardware out of reach of small children.

STEP 4



STEP 5



COMPLETE ASSEMBLY